

# Report card

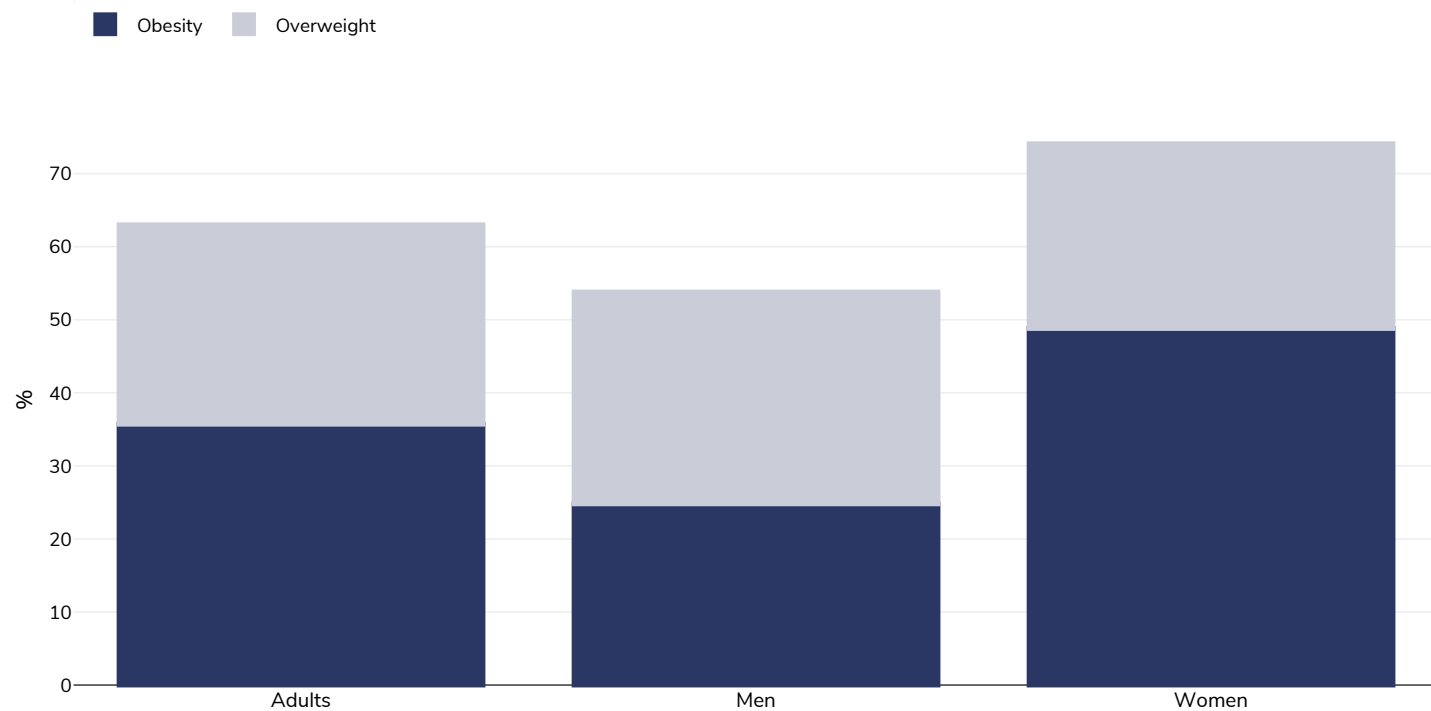
## Egypt



Contents	Page
Obesity prevalence	2
Trend: % Adults living with obesity, 2011-2017	4
Trend: % Adults living with obesity, 1992-2014	6
Trend: % Adults living with overweight or obesity, 2011-2017	7
Trend: % Adults living with overweight or obesity, 1992-2014	9
Trend: % Adults living with obesity, selected countries, 1984-2018	10
Overweight/obesity by education	12
Overweight/obesity by age	16
Overweight/obesity by region	18
Overweight/obesity by socio-economic group	21
Insufficient physical activity	24
Average daily frequency of carbonated soft drink consumption	30
Estimated per capita fruit intake	31
Prevalence of less than daily fruit consumption	32
Prevalence of less than daily vegetable consumption	33
Average weekly frequency of fast food consumption	34
Estimated per-capita processed meat intake	35
Estimated per capita whole grains intake	36
Mental health - depression disorders	37
Mental health - anxiety disorders	38
% Infants exclusively breastfed 0-5 months	39
Oesophageal cancer	40
Breast cancer	42
Colorectal cancer	43
Pancreatic cancer	45
Gallbladder cancer	47
Kidney cancer	49
Cancer of the uterus	51
Raised blood pressure	52
Raised cholesterol	55
Raised fasting blood glucose	58
Diabetes prevalence	60
Contextual factors	61

## Obesity prevalence

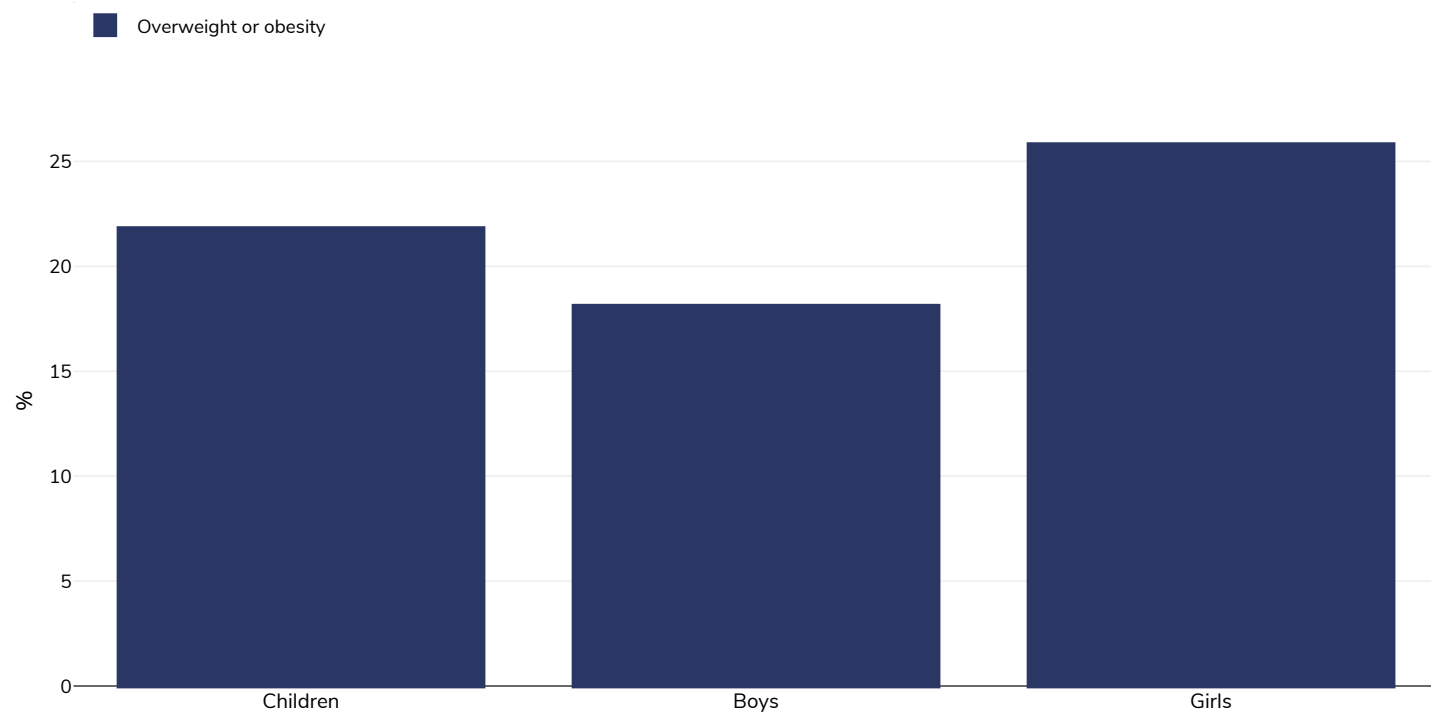
### Adults, 2016-2017



Survey type:	Measured
Age:	15-69
Sample size:	6680
Area covered:	National
References:	Egypt National STEPwise Survey For Noncommunicable Diseases Risk Factors Report 2017 <a href="https://www.who.int/ncds/surveillance/steps/Egypt_National_STEPwise_Survey_For_Noncommunicable_Diseases_Risk_Factors_2017_Report.pdf?ua=1">https://www.who.int/ncds/surveillance/steps/Egypt_National_STEPwise_Survey_For_Noncommunicable_Diseases_Risk_Factors_2017_Report.pdf?ua=1</a>

Unless otherwise noted, overweight refers to a BMI between 25kg and 29.9kg/m<sup>2</sup>, obesity refers to a BMI greater than 30kg/m<sup>2</sup>.

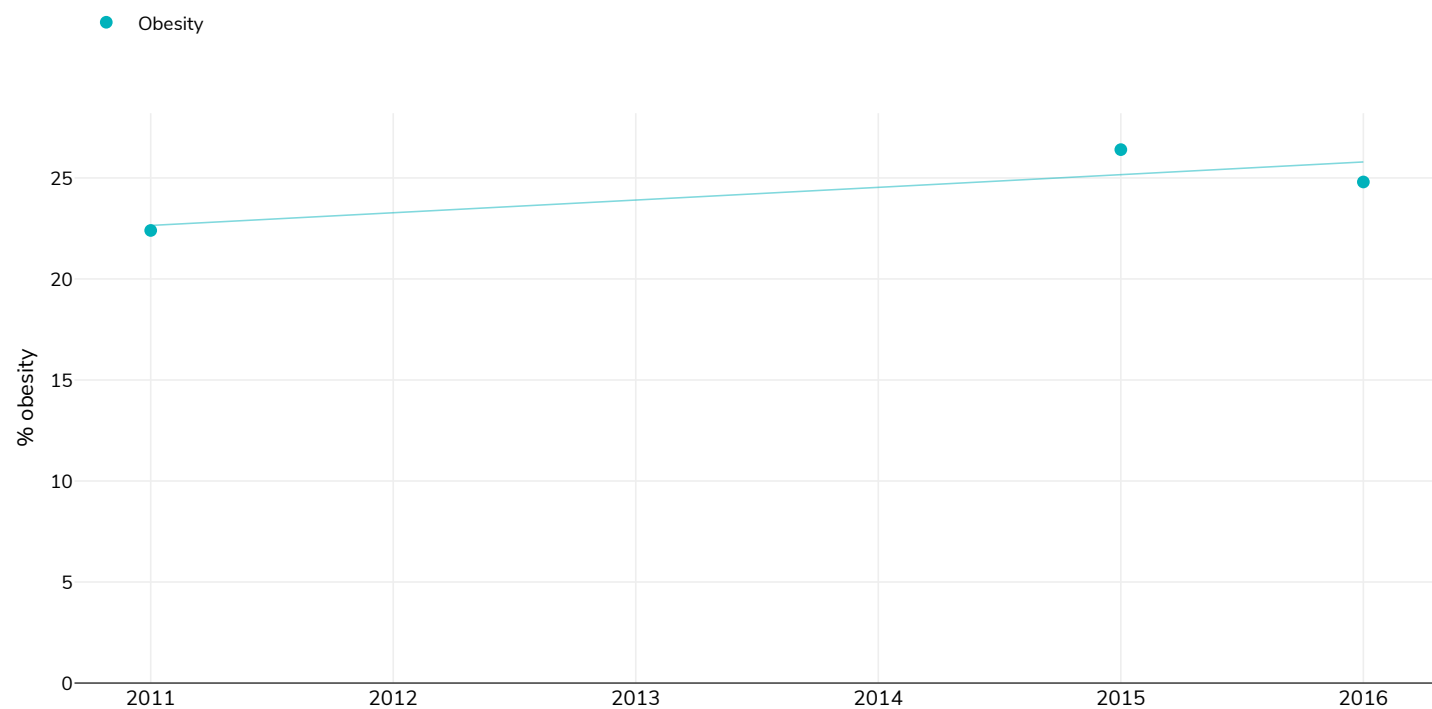
## Children, 2018-2020



Survey type:	Measured
Age:	6-11
Sample size:	33150
Area covered:	National
References:	El-Shafie AM, Kasemy ZA, Omar ZA, et al. Prevalence of short stature and malnutrition among Egyptian primary school children and their coexistence with Anemia. Italian Journal of Pediatrics. 2020 Jun;46(1):91. DOI: 10.1186/s13052-020-00855-y.
Notes:	Boys = 17,143, Girls = 16,007
Cutoffs:	WHO 2007

## % Adults living with obesity, 2011-2017

### Men



Survey type:

Measured

References:

2011: WHO EMRO Egypt STEPS Survey 2011-12

2015: Ministry of Health and Population/Egypt, El-Zanaty and Associates/Egypt, and ICF International. 2015. Egypt Health Issues Survey 2015. Cairo, Egypt: Ministry of Health and Population/Egypt and ICF International. Available at

<http://dhsprogram.com/publications/publication-FR313-DHS-Final-Reports.cfm#sthash.StgV9s6X.dpuf>

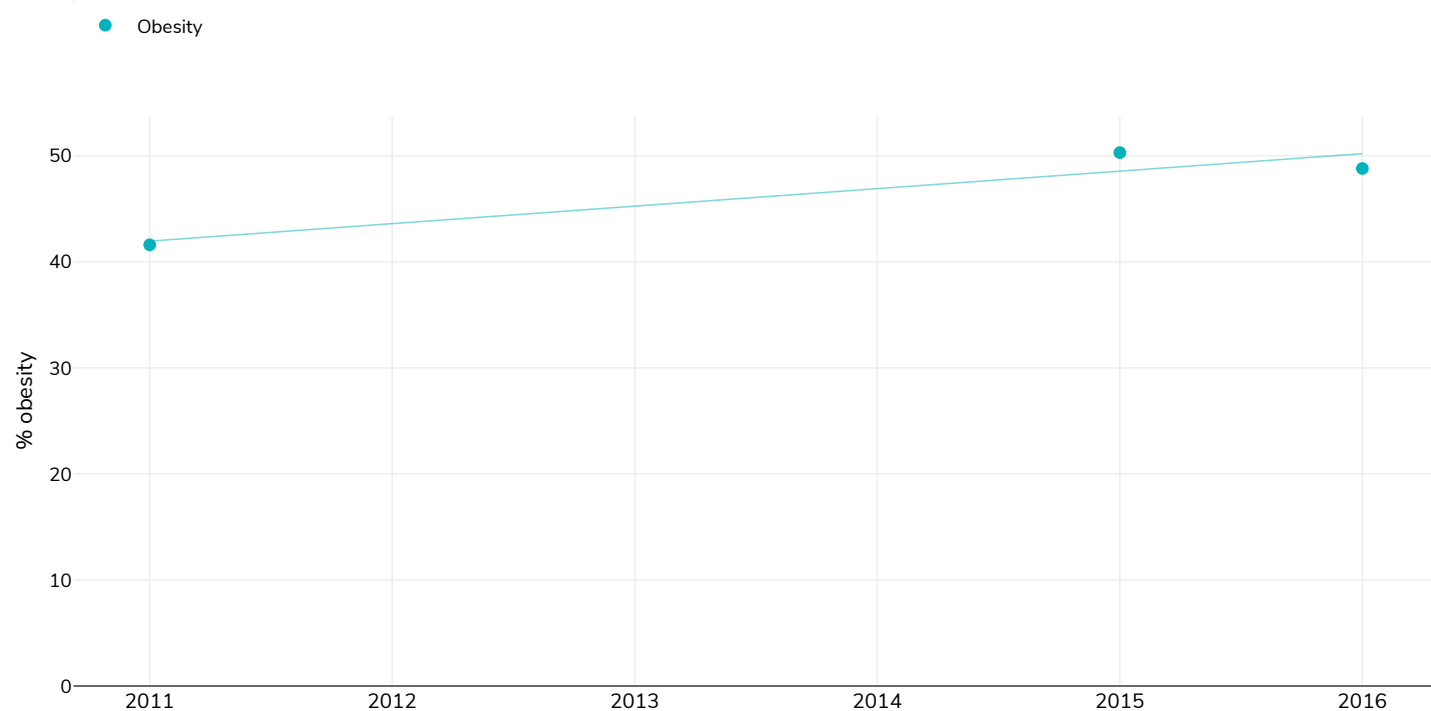
2016: Egypt National STEPwise Survey For Noncommunicable Diseases Risk Factors Report 2017

[https://www.who.int/ncds/surveillance/steps/Egypt\\_National\\_STEPwise\\_Survey\\_For\\_Noncommunicable\\_Diseases\\_Risk\\_Factors\\_2017\\_Report.pdf?ua=1](https://www.who.int/ncds/surveillance/steps/Egypt_National_STEPwise_Survey_For_Noncommunicable_Diseases_Risk_Factors_2017_Report.pdf?ua=1)

Unless otherwise noted, overweight refers to a BMI between 25kg and 29.9kg/m<sup>2</sup>, obesity refers to a BMI greater than 30kg/m<sup>2</sup>.

Different methodologies may have been used to collect this data and so data from different surveys may not be strictly comparable. Please check with original data sources for methodologies used.

## Women



Survey type:

Measured

References:

2011: WHO EMRO Egypt STEPS Survey 2011-12

2015: Ministry of Health and Population/Egypt, El-Zanaty and Associates/Egypt, and ICF International. 2015. Egypt Health Issues Survey 2015. Cairo, Egypt: Ministry of Health and Population/Egypt and ICF International. Available at

<http://dhsprogram.com/publications/publication-FR313-DHS-Final-Reports.cfm#sthash.StgV9s6X.dpuf>

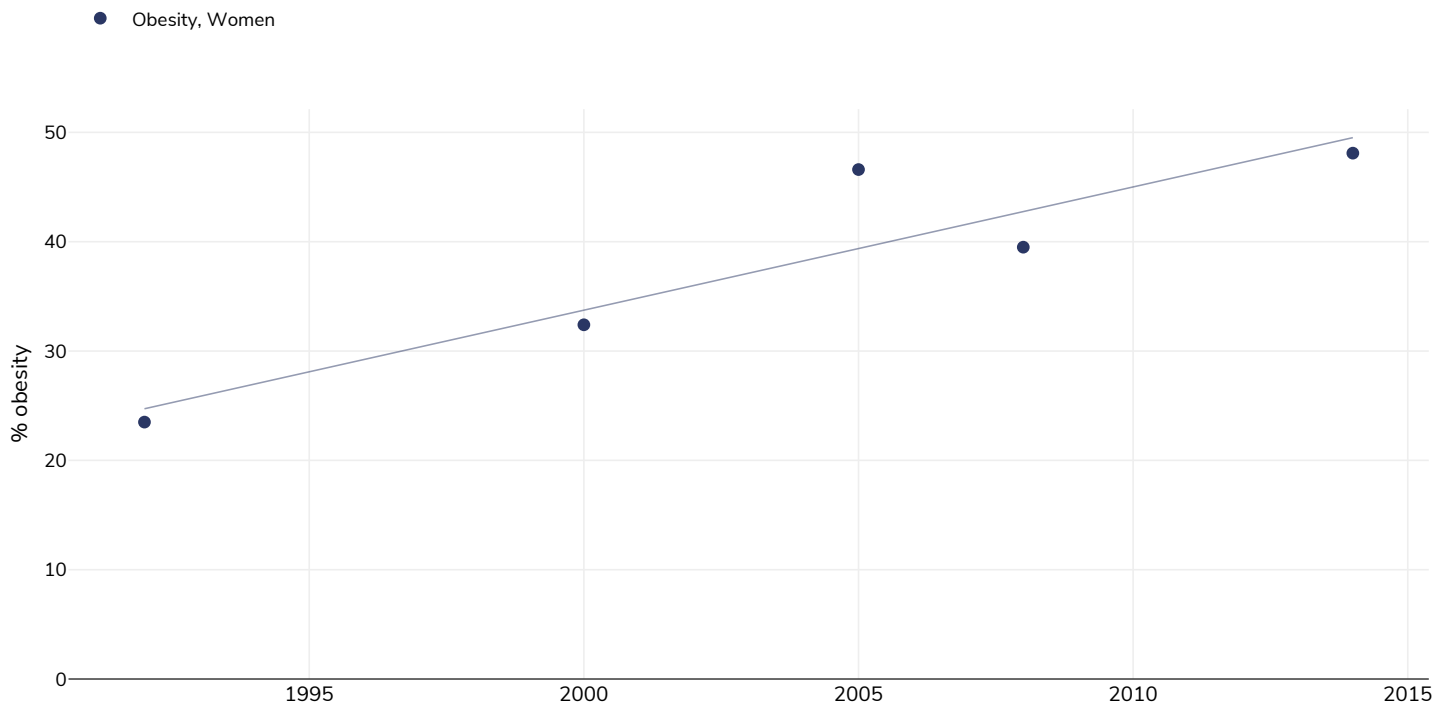
2016: Egypt National STEPwise Survey For Noncommunicable Diseases Risk Factors Report 2017

[https://www.who.int/ncds/surveillance/steps/Egypt\\_National\\_STEPwise\\_Survey\\_For\\_Noncommunicable\\_Diseases\\_Risk\\_Factors\\_2017\\_Report.pdf?ua=1](https://www.who.int/ncds/surveillance/steps/Egypt_National_STEPwise_Survey_For_Noncommunicable_Diseases_Risk_Factors_2017_Report.pdf?ua=1)

Unless otherwise noted, overweight refers to a BMI between 25kg and 29.9kg/m<sup>2</sup>, obesity refers to a BMI greater than 30kg/m<sup>2</sup>.

Different methodologies may have been used to collect this data and so data from different surveys may not be strictly comparable. Please check with original data sources for methodologies used.

## % Adults living with obesity, 1992-2014



Survey type: Measured

References: For full details of references visit <https://data.worldobesity.org/>

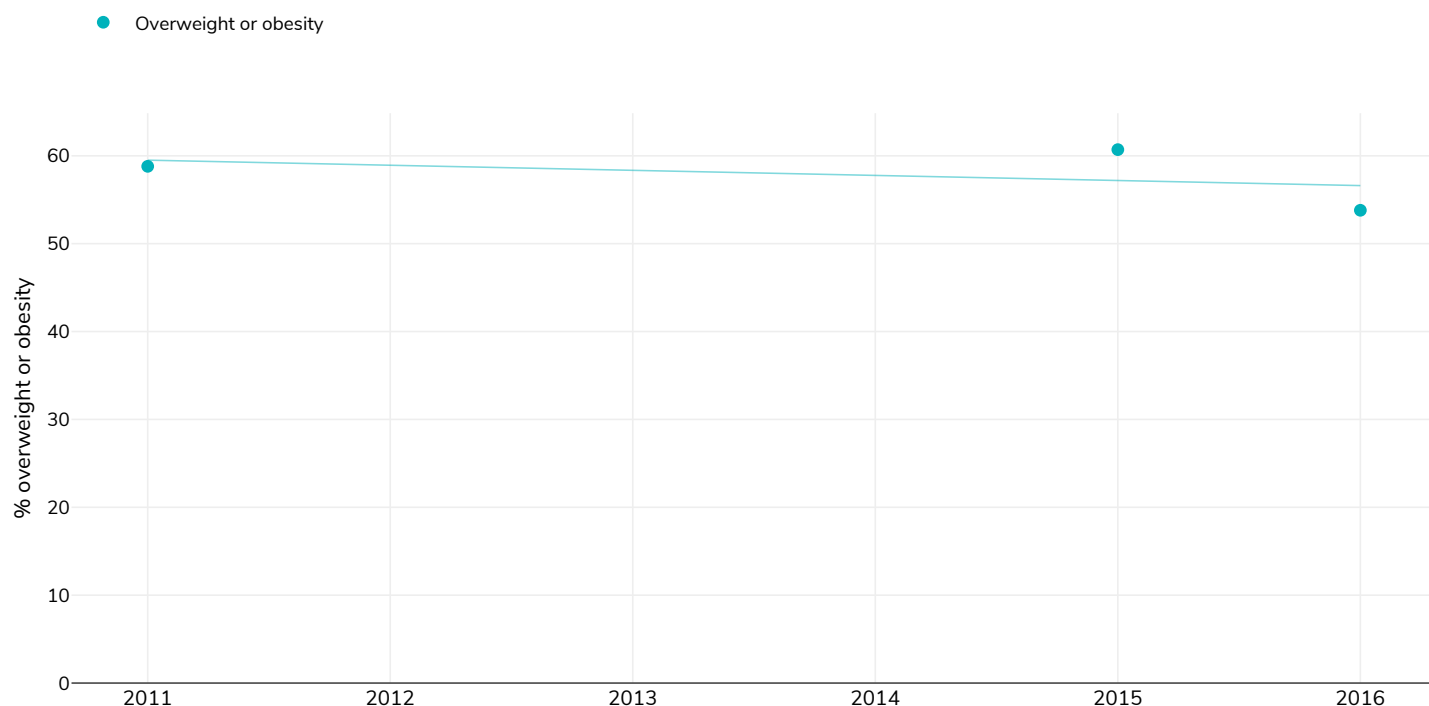
Notes: Adults aged 15-49

Unless otherwise noted, overweight refers to a BMI between 25kg and 29.9kg/m<sup>2</sup>, obesity refers to a BMI greater than 30kg/m<sup>2</sup>.

Different methodologies may have been used to collect this data and so data from different surveys may not be strictly comparable. Please check with original data sources for methodologies used.

## % Adults living with overweight or obesity, 2011-2017

### Men



Survey type:

Measured

References:

2011: WHO EMRO Egypt STEPS Survey 2011-12

2015: Ministry of Health and Population/Egypt, El-Zanaty and Associates/Egypt, and ICF International. 2015. Egypt Health Issues Survey 2015. Cairo, Egypt: Ministry of Health and Population/Egypt and ICF International. Available at

<http://dhsprogram.com/publications/publication-FR313-DHS-Final-Reports.cfm#sthash.StgV9s6X.dpuf>

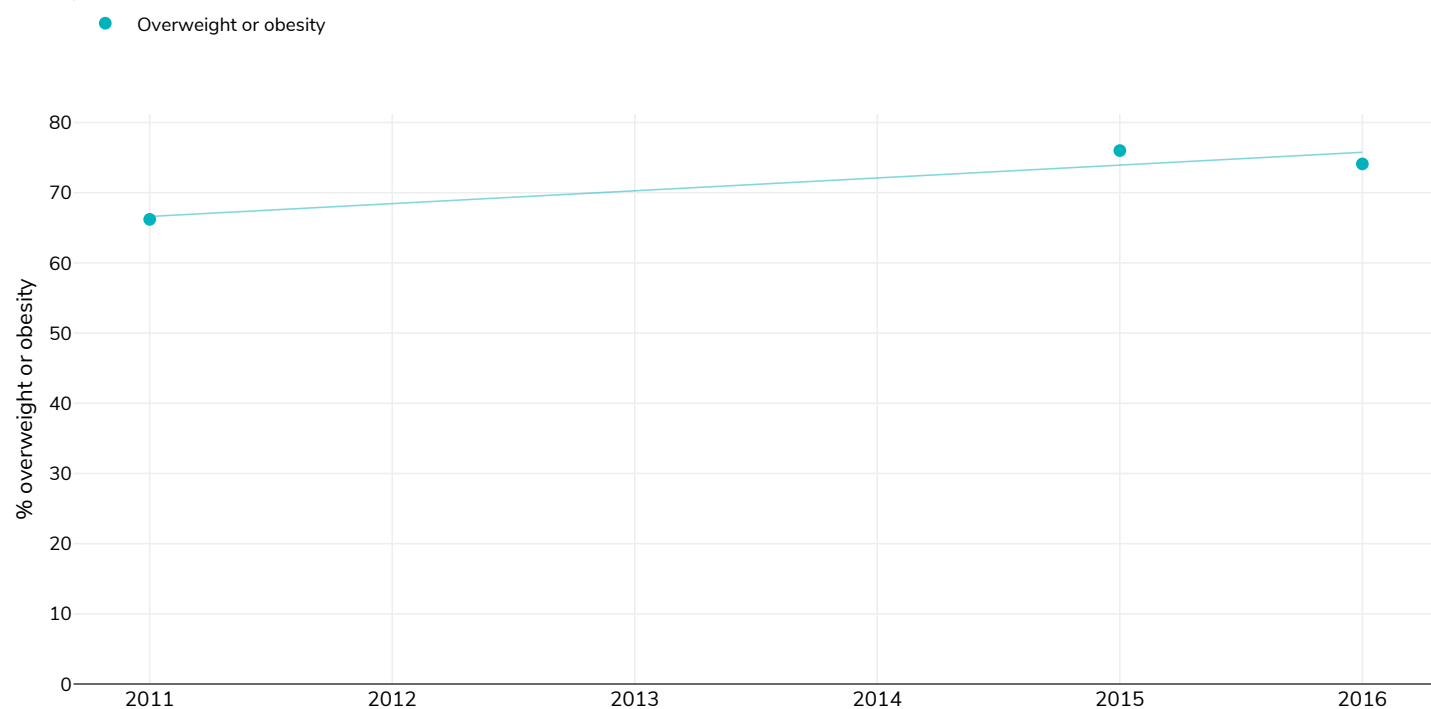
2016: Egypt National STEPwise Survey For Noncommunicable Diseases Risk Factors Report 2017

[https://www.who.int/ncds/surveillance/steps/Egypt\\_National\\_STEPwise\\_Survey\\_For\\_Noncommunicable\\_Diseases\\_Risk\\_Factors\\_2017\\_Report.pdf?ua=1](https://www.who.int/ncds/surveillance/steps/Egypt_National_STEPwise_Survey_For_Noncommunicable_Diseases_Risk_Factors_2017_Report.pdf?ua=1)

Unless otherwise noted, overweight refers to a BMI between 25kg and 29.9kg/m<sup>2</sup>, obesity refers to a BMI greater than 30kg/m<sup>2</sup>.

Different methodologies may have been used to collect this data and so data from different surveys may not be strictly comparable. Please check with original data sources for methodologies used.

## Women



Survey type:

Measured

References:

2011: WHO EMRO Egypt STEPS Survey 2011-12

2015: Ministry of Health and Population/Egypt, El-Zanaty and Associates/Egypt, and ICF International. 2015. Egypt Health Issues Survey 2015. Cairo, Egypt: Ministry of Health and Population/Egypt and ICF International. Available at

<http://dhsprogram.com/publications/publication-FR313-DHS-Final-Reports.cfm#sthash.StgV9s6X.dpuf>

2016: Egypt National STEPwise Survey For Noncommunicable Diseases Risk Factors Report 2017

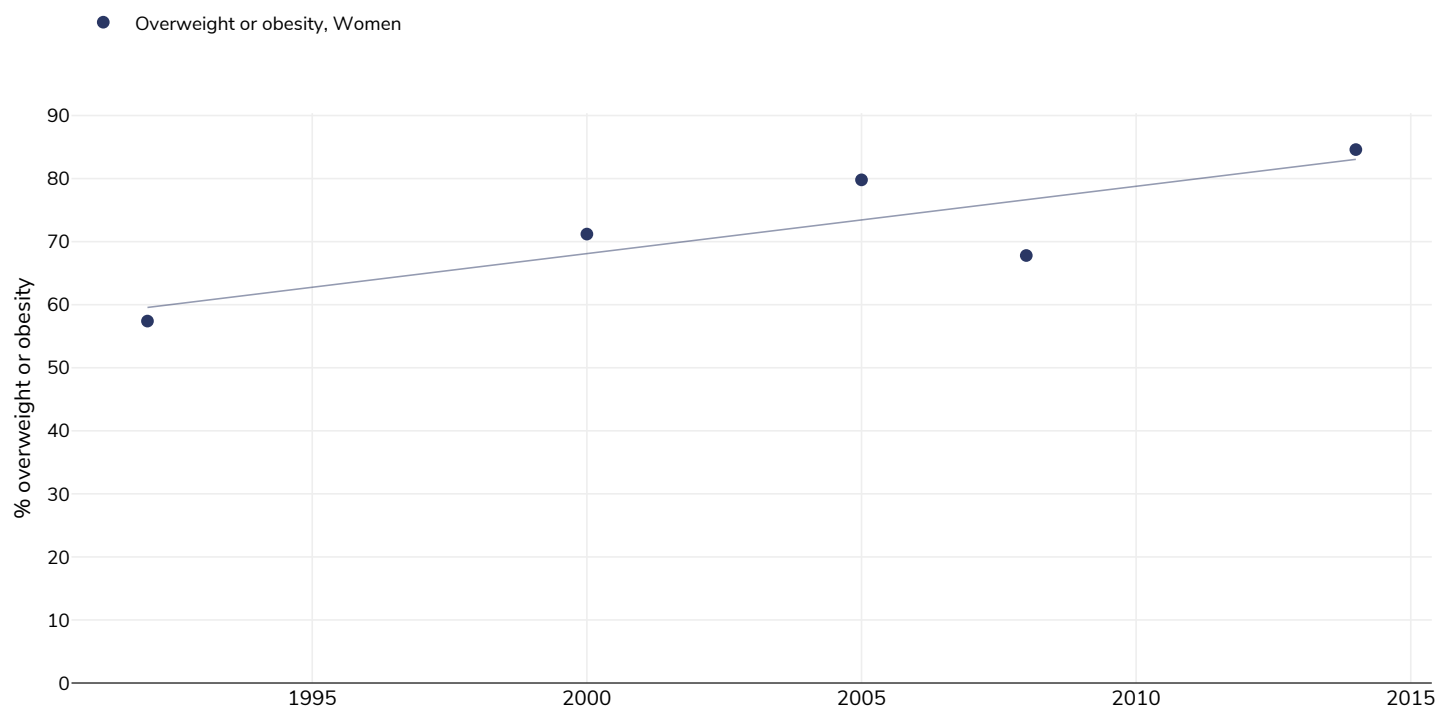
[https://www.who.int/ncds/surveillance/steps/Egypt\\_National\\_STEPwise\\_Survey\\_For\\_Noncommunicable\\_Diseases\\_Risk\\_Factors\\_2017\\_Report.pdf?ua=1](https://www.who.int/ncds/surveillance/steps/Egypt_National_STEPwise_Survey_For_Noncommunicable_Diseases_Risk_Factors_2017_Report.pdf?ua=1)

Unless otherwise noted, overweight refers to a BMI between 25kg and 29.9kg/m<sup>2</sup>, obesity refers to a BMI greater than 30kg/m<sup>2</sup>.

Different methodologies may have been used to collect this data and so data from different surveys may not be strictly comparable. Please check with original data sources for methodologies used.



## % Adults living with overweight or obesity, 1992-2014



Survey type: Measured

References: For full details of references visit <https://data.worldobesity.org/>

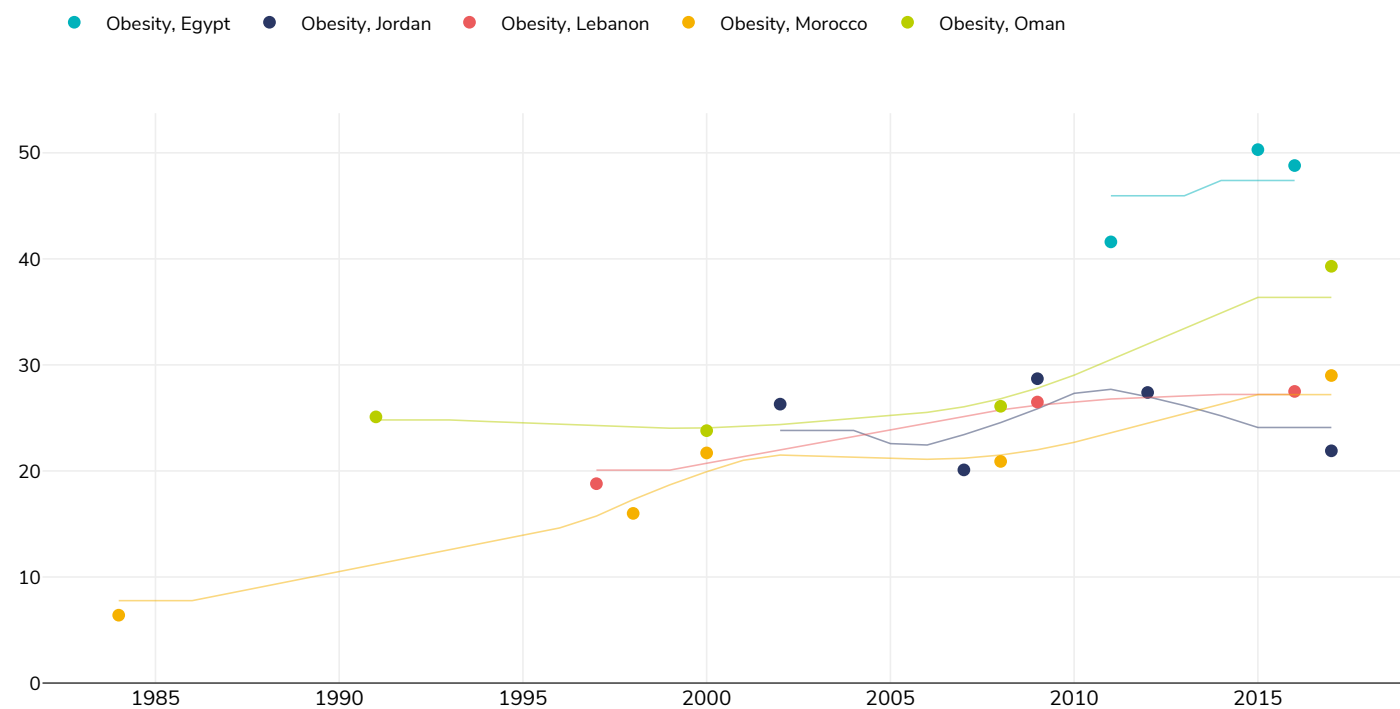
Notes: Adults aged 15-49

Unless otherwise noted, overweight refers to a BMI between 25kg and 29.9kg/m<sup>2</sup>, obesity refers to a BMI greater than 30kg/m<sup>2</sup>.

Different methodologies may have been used to collect this data and so data from different surveys may not be strictly comparable. Please check with original data sources for methodologies used.

## % Adults living with obesity, selected countries, 1984-2018

### Women

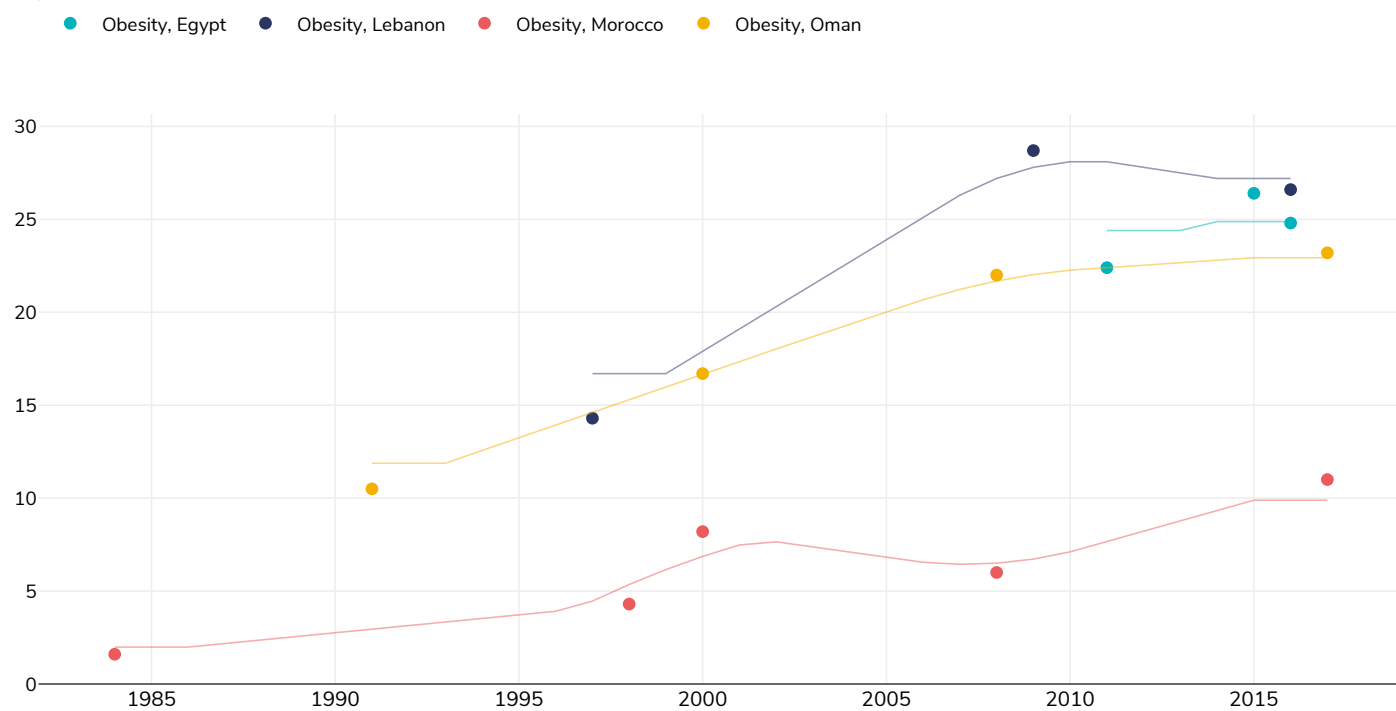


References:

For full details of references visit  
<https://data.worldobesity.org/>

*Different methodologies may have been used to collect this data and so data from different surveys may not be strictly comparable. Please check with original data sources for methodologies used.*

## Men



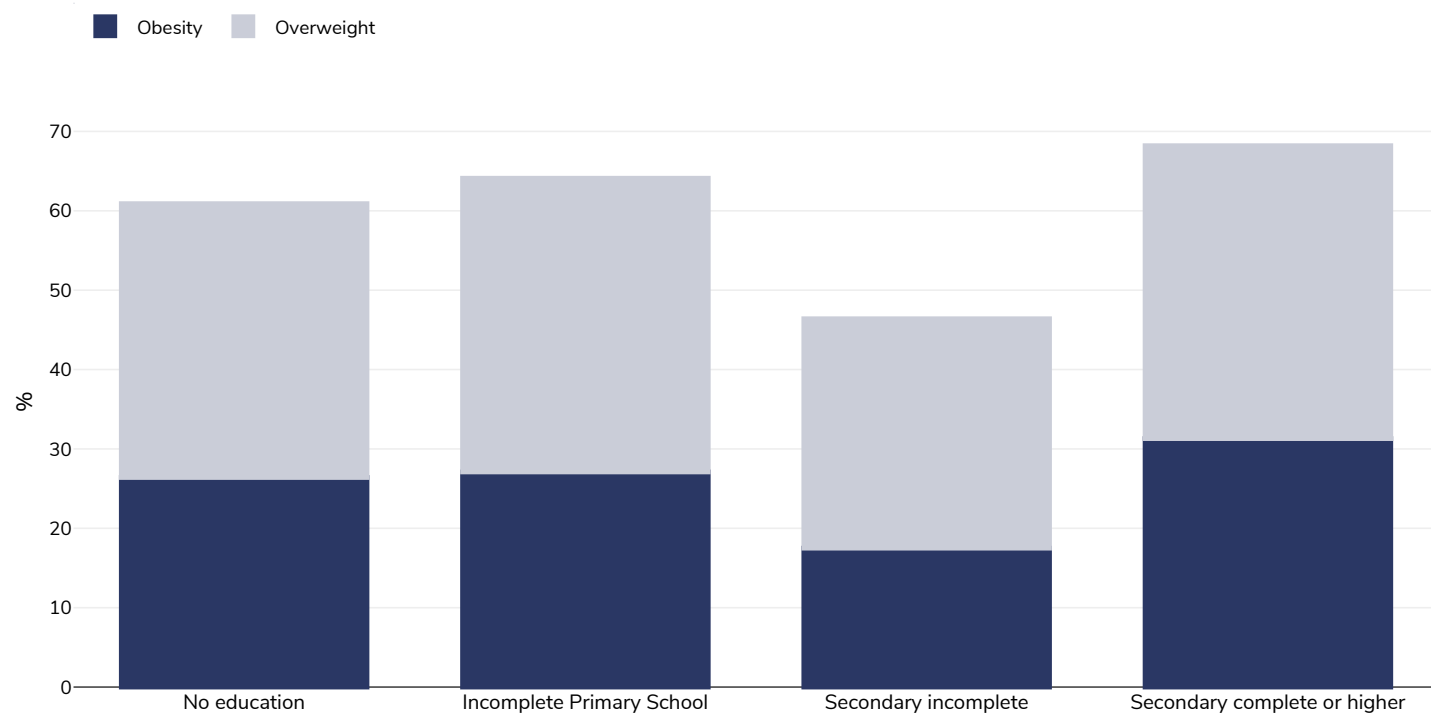
References:

For full details of references visit  
<https://data.worldobesity.org/>

*Different methodologies may have been used to collect this data and so data from different surveys may not be strictly comparable. Please check with original data sources for methodologies used.*

## Overweight/obesity by education

### Men, 2015



Survey type: Measured

Age: 15-59

Sample size: 15602

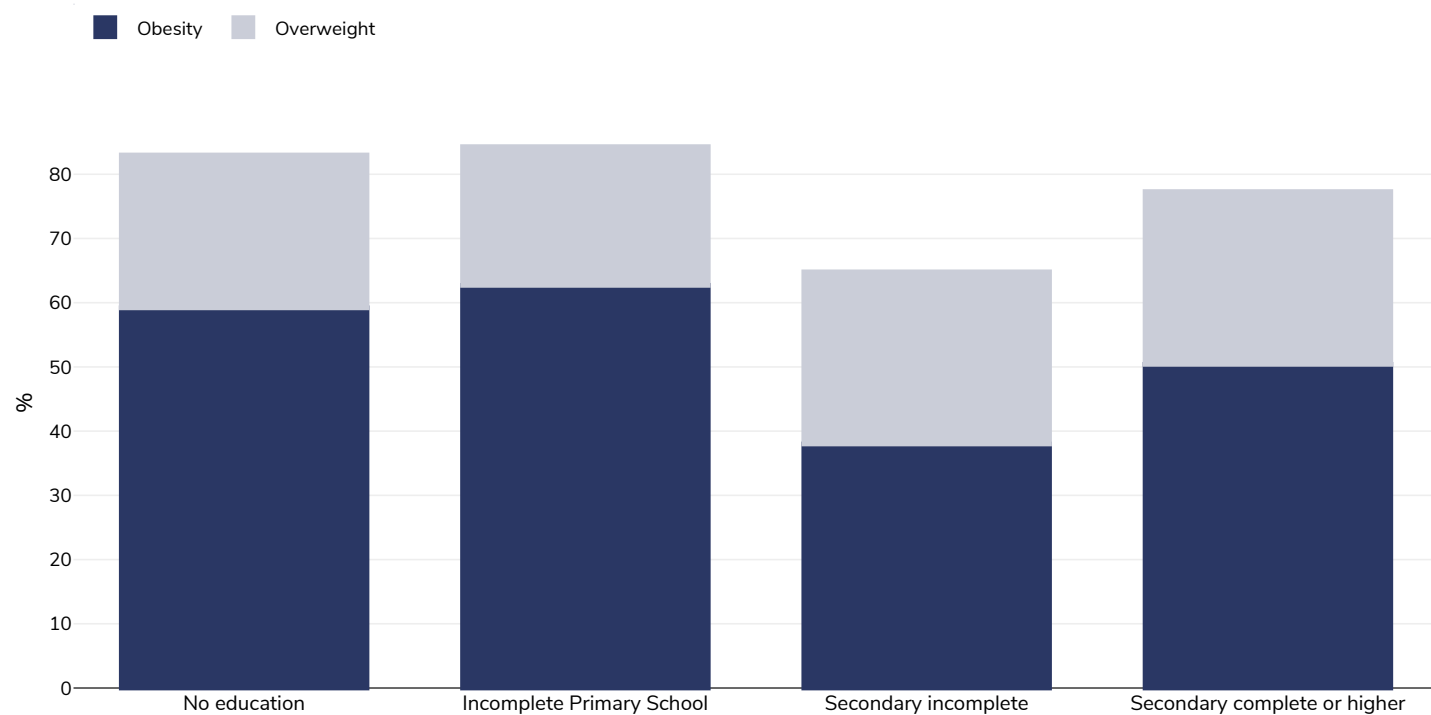
Area covered: National

References: DHS Egypt 2015. Ministry of Health and Population/Egypt, El-Zanaty and Associates/Egypt, and ICF International. 2015. Egypt Health Issues Survey 2015. Cairo, Egypt: Ministry of Health and Population/Egypt and ICF International. - See more at: <http://dhsprogram.com/publications/publication-FR313-DHS-Final-Reports.cfm#sthash.StgV9s6X.dpuf>

Notes: Demographic Health Survey data includes ever married women aged 15-49 years only and may include males aged 15-59.

Unless otherwise noted, overweight refers to a BMI between 25kg and 29.9kg/m<sup>2</sup>, obesity refers to a BMI greater than 30kg/m<sup>2</sup>.

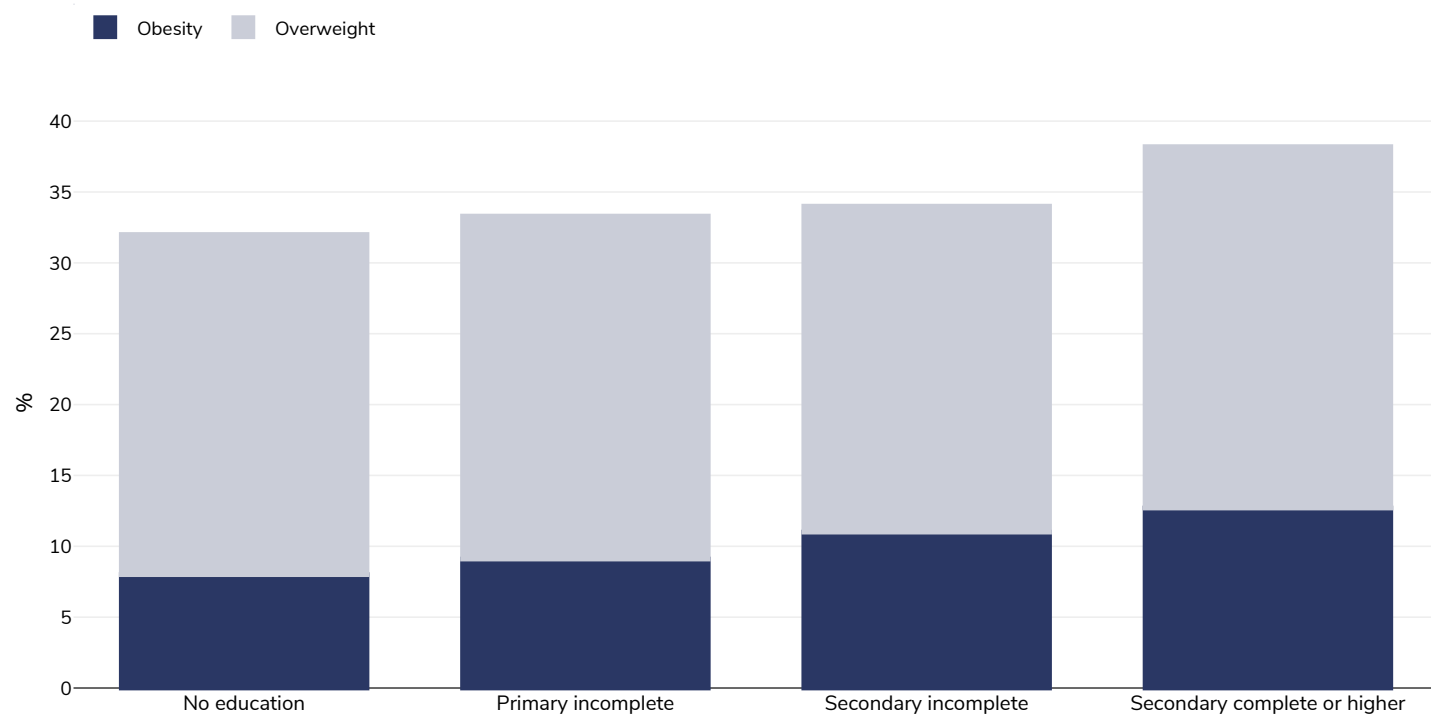
## Women, 2015



Survey type:	Measured
Age:	15-59
Sample size:	15602
Area covered:	National
References:	DHS Egypt 2015. Ministry of Health and Population/Egypt, El-Zanaty and Associates/Egypt, and ICF International. 2015. Egypt Health Issues Survey 2015. Cairo, Egypt: Ministry of Health and Population/Egypt and ICF International. - See more at: <a href="http://dhsprogram.com/publications/publication-FR313-DHS-Final-Reports.cfm#sthash.StgV9s6X.dpuf">http://dhsprogram.com/publications/publication-FR313-DHS-Final-Reports.cfm#sthash.StgV9s6X.dpuf</a>
Notes:	Demographic Health Survey data includes ever married women aged 15-49 years only and may include males aged 15-59.

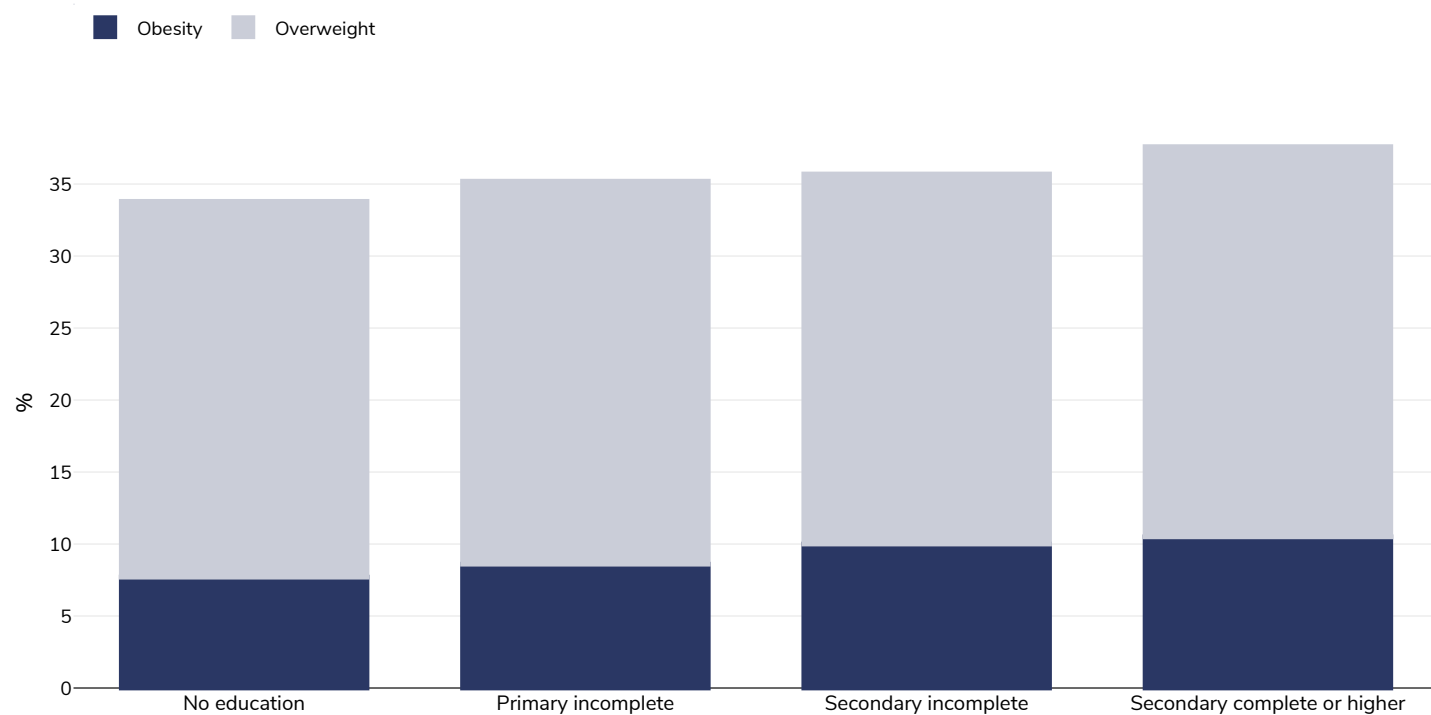
Unless otherwise noted, overweight refers to a BMI between 25kg and 29.9kg/m<sup>2</sup>, obesity refers to a BMI greater than 30kg/m<sup>2</sup>.

## Boys, 2014



Survey type:	Measured
Age:	5-19
Sample size:	32980
Area covered:	National
References:	Ministry of Health and Population/Egypt, El-Zanaty and Associates/Egypt, and ICF International. 2015. Egypt Demographic and Health Survey 2014. Cairo, Egypt: Ministry of Health and Population and ICF International.
Notes:	WHO Cut off used Based on Mothers education level
Cutoffs:	WHO

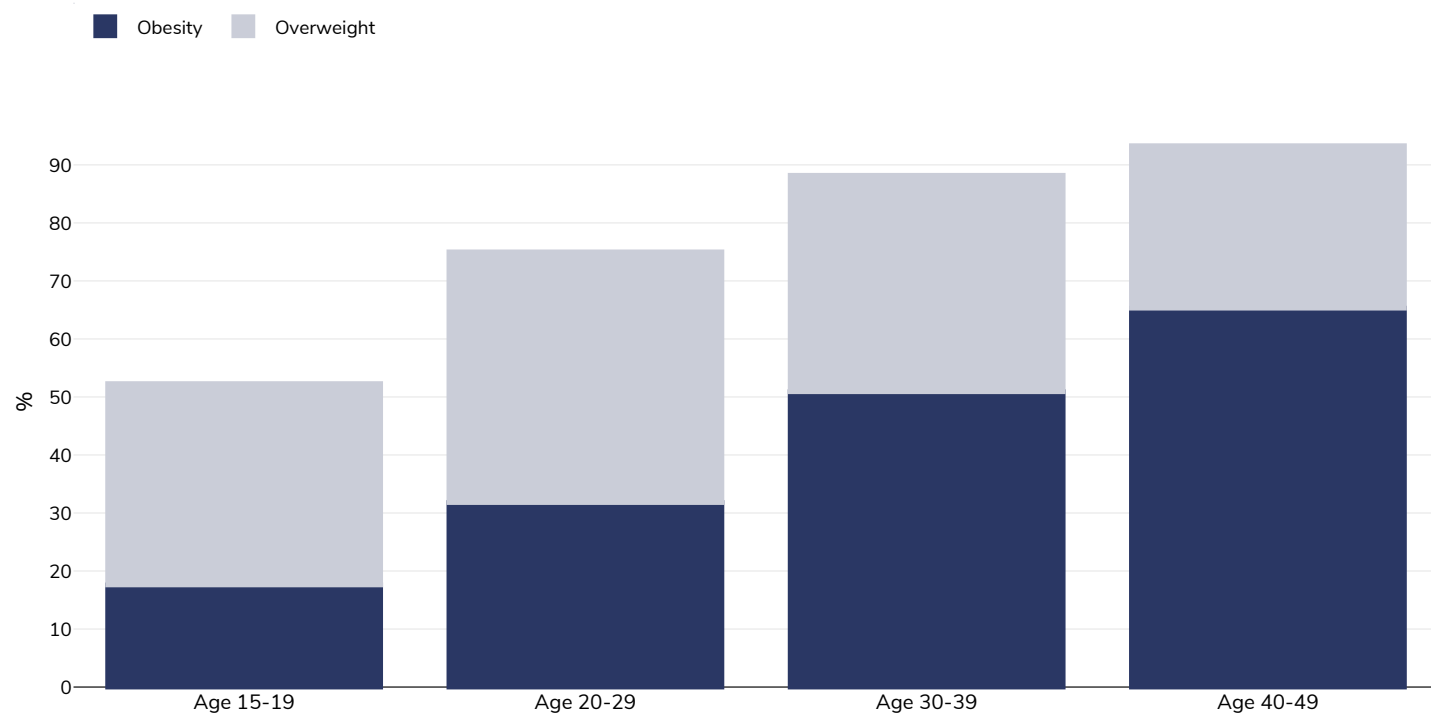
## Girls, 2014



Survey type:	Measured
Age:	5-19
Sample size:	32980
Area covered:	National
References:	Ministry of Health and Population/Egypt, El-Zanaty and Associates/Egypt, and ICF International. 2015. Egypt Demographic and Health Survey 2014. Cairo, Egypt: Ministry of Health and Population and ICF International.
Notes:	WHO Cut off used Based on Mothers education level
Cutoffs:	WHO

## Overweight/obesity by age

### Women, 2014



Survey type: Measured

Sample size: 19021

Area covered: National

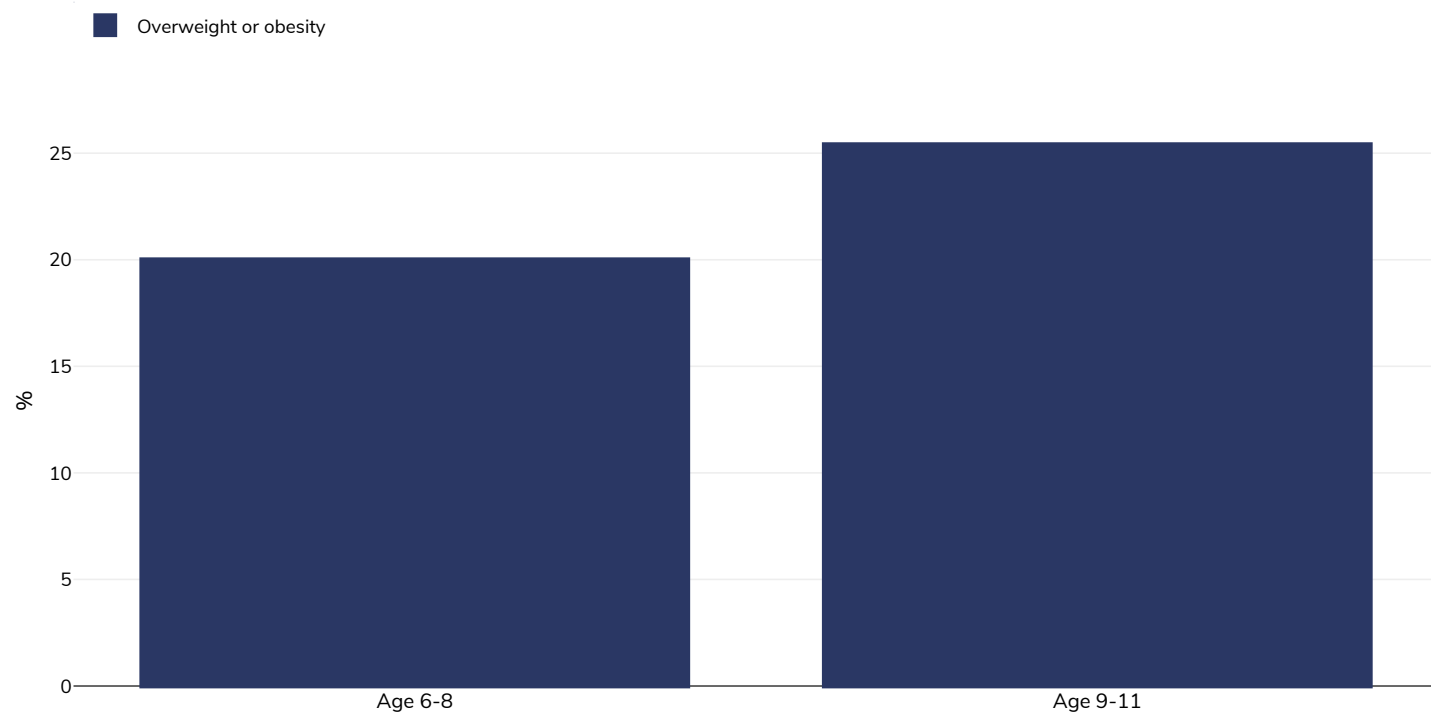
References: Ministry of Health and Population/Egypt, El-Zanaty and Associates/Egypt, and ICF International. 2015. Egypt Demographic and Health Survey 2014. Cairo, Egypt: Ministry of Health and Population and ICF International.

Notes: Demographic Health Survey data includes ever married women aged 15-49 years only and may include males aged 15-59.

Unless otherwise noted, overweight refers to a BMI between 25kg and 29.9kg/m<sup>2</sup>, obesity refers to a BMI greater than 30kg/m<sup>2</sup>.



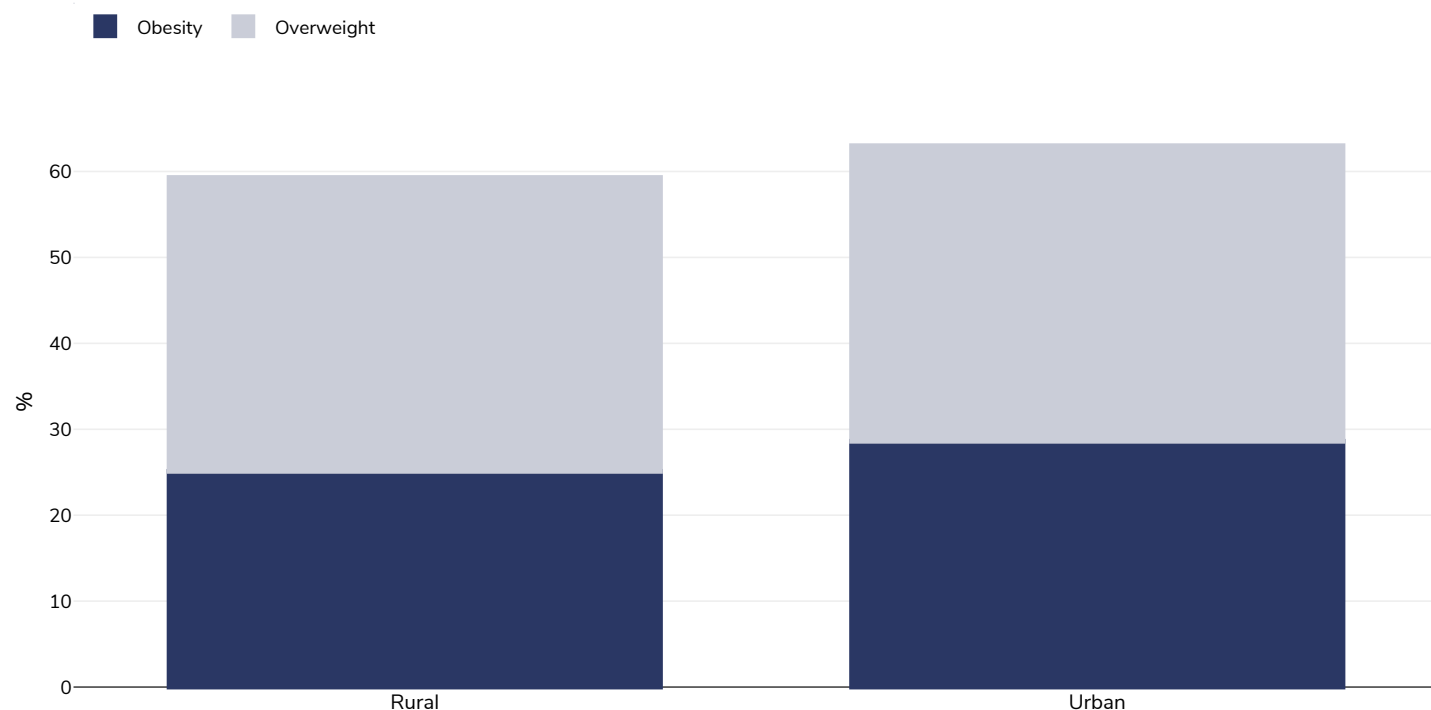
## Children, 2018-2020



Survey type:	Measured
Sample size:	33,150
Area covered:	National
References:	El Shafie, A.M., Kasemy, Z.A., Alkalash, S.H., Hewedy, S.M., Kotb, N.M., Abd El-Hady, H.S., Eladawy, E.S., Zeid, M.A., Abd El Hamid, M.E., Hemed, E.H. and Elshafie, M.A., 2020. Prevalence of Short Stature and Malnutrition among Egyptian Primary School Children and their Coexistence with Anemia.
Notes:	Boys = 17,143, Girls = 16,007
Cutoffs:	WHO 2007

## Overweight/obesity by region

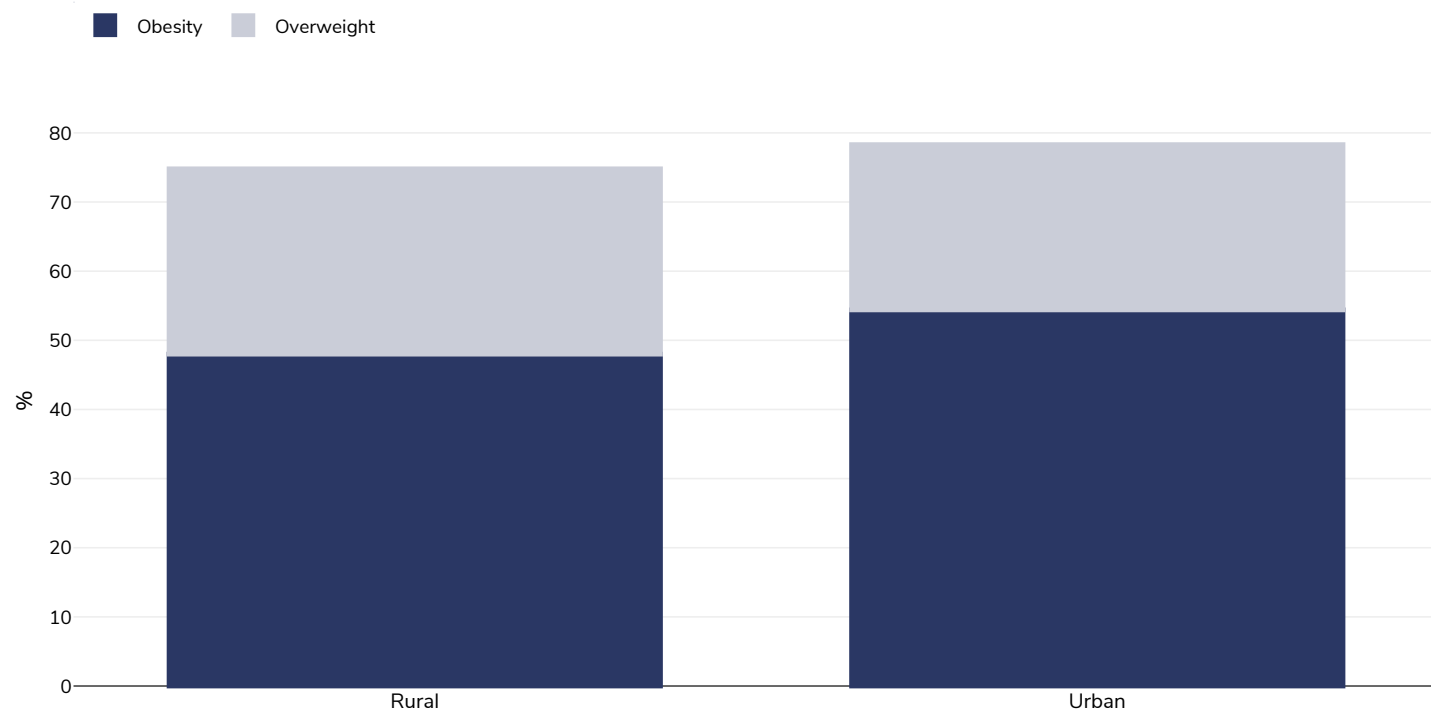
### Men, 2015



Survey type:	Measured
Age:	15-59
Sample size:	15602
Area covered:	National
References:	DHS Egypt 2015. Ministry of Health and Population/Egypt, El-Zanaty and Associates/Egypt, and ICF International. 2015. Egypt Health Issues Survey 2015. Cairo, Egypt: Ministry of Health and Population/Egypt and ICF International. - See more at: <a href="http://dhsprogram.com/publications/publication-FR313-DHS-Final-Reports.cfm#sthash.StgV9s6X.dpuf">http://dhsprogram.com/publications/publication-FR313-DHS-Final-Reports.cfm#sthash.StgV9s6X.dpuf</a>
Notes:	Demographic Health Survey data includes ever married women aged 15-49 years only and may include males aged 15-59.

Unless otherwise noted, overweight refers to a BMI between 25kg and 29.9kg/m<sup>2</sup>, obesity refers to a BMI greater than 30kg/m<sup>2</sup>.

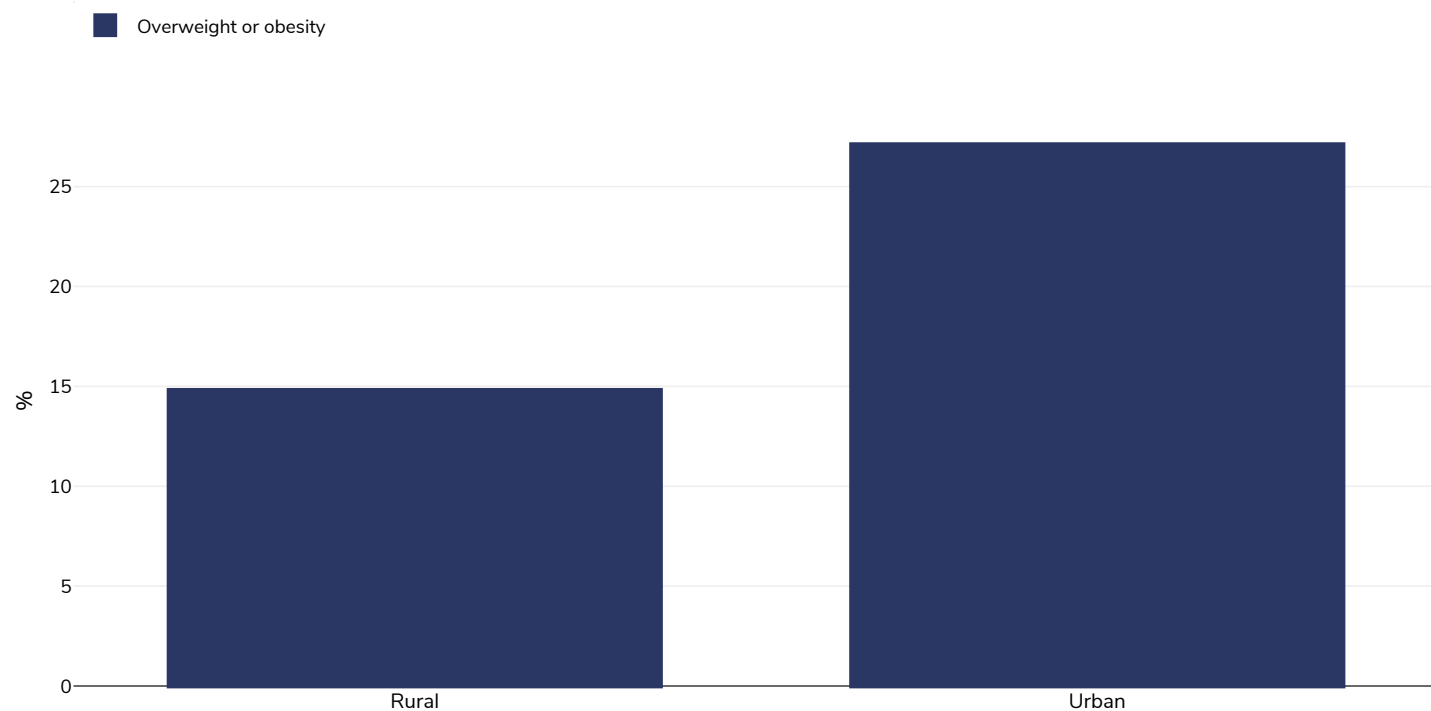
## Women, 2015



Survey type:	Measured
Age:	15-59
Sample size:	15602
Area covered:	National
References:	DHS Egypt 2015. Ministry of Health and Population/Egypt, El-Zanaty and Associates/Egypt, and ICF International. 2015. Egypt Health Issues Survey 2015. Cairo, Egypt: Ministry of Health and Population/Egypt and ICF International. - See more at: <a href="http://dhsprogram.com/publications/publication-FR313-DHS-Final-Reports.cfm#sthash.StgV9s6X.dpuf">http://dhsprogram.com/publications/publication-FR313-DHS-Final-Reports.cfm#sthash.StgV9s6X.dpuf</a>
Notes:	Demographic Health Survey data includes ever married women aged 15-49 years only and may include males aged 15-59.

Unless otherwise noted, overweight refers to a BMI between 25kg and 29.9kg/m<sup>2</sup>, obesity refers to a BMI greater than 30kg/m<sup>2</sup>.

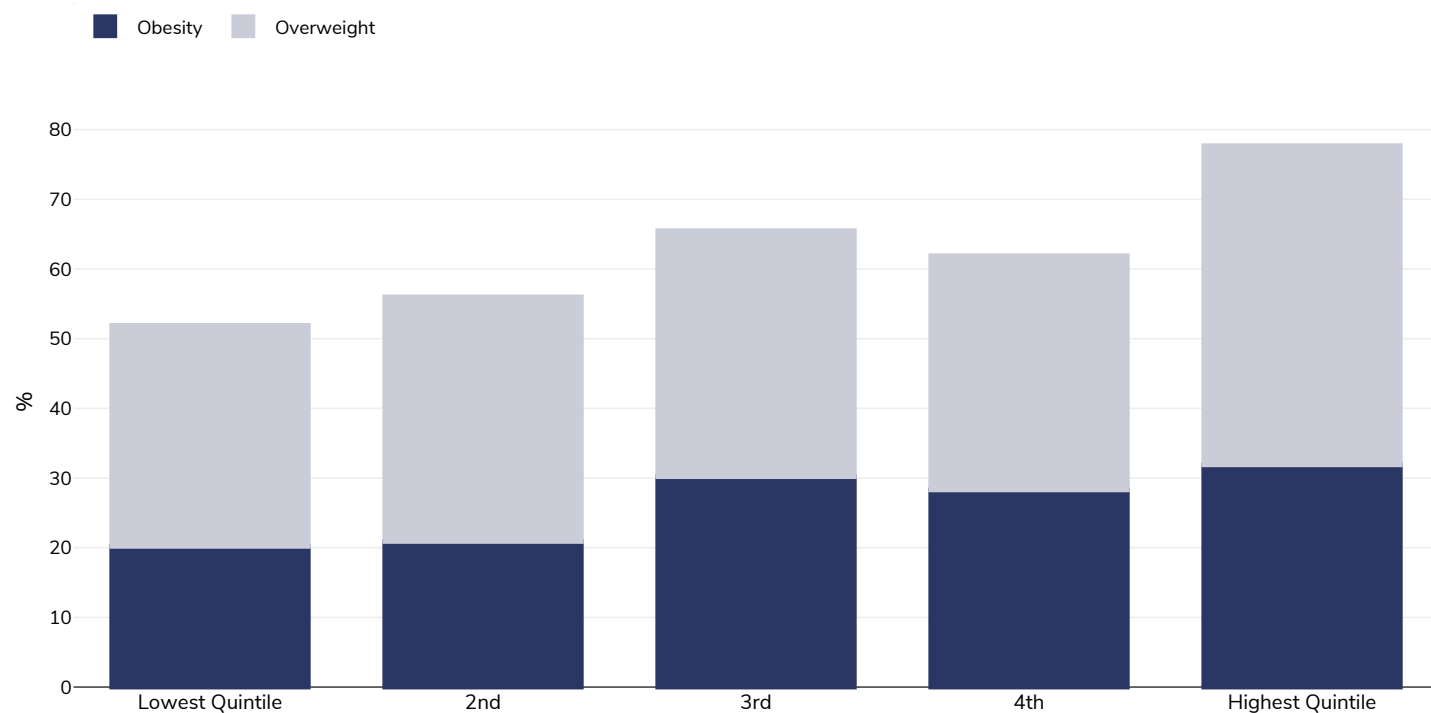
## Children, 2018-2020



Survey type:	Measured
Age:	6-11
Sample size:	33,150
Area covered:	National
References:	El Shafie, A.M., Kasemy, Z.A., Alkalash, S.H., Hewedy, S.M., Kotb, N.M., Abd El-Hady, H.S., Eladawy, E.S., Zeid, M.A., Abd El Hamid, M.E., Hemeda, E.H. and Elshafie, M.A., 2020. Prevalence of Short Stature and Malnutrition among Egyptian Primary School Children and their Coexistence with Anemia.
Notes:	Boys = 17,143, Girls = 16,007
Cutoffs:	WHO 2007

## Overweight/obesity by socio-economic group

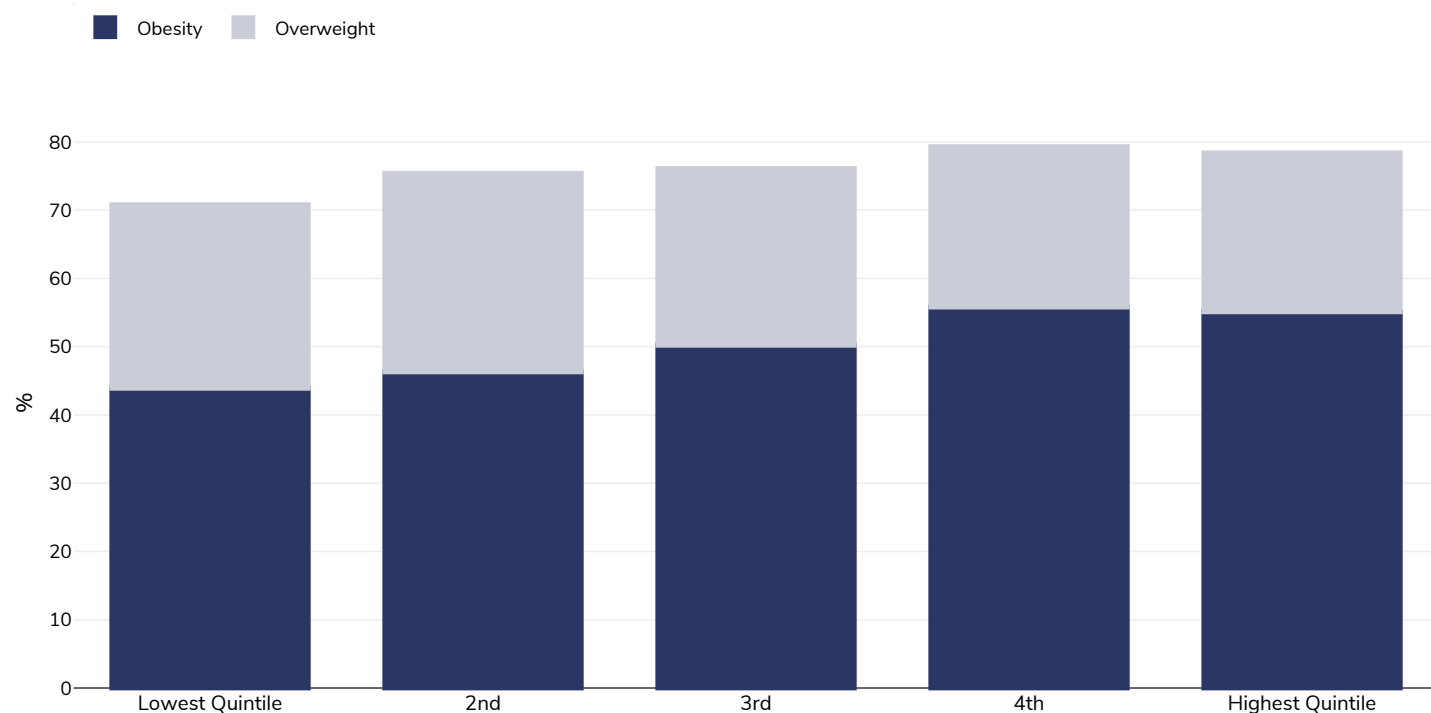
### Men, 2015



Survey type:	Measured
Age:	15-59
Sample size:	15602
Area covered:	National
References:	DHS Egypt 2015. Ministry of Health and Population/Egypt, El-Zanaty and Associates/Egypt, and ICF International. 2015. Egypt Health Issues Survey 2015. Cairo, Egypt: Ministry of Health and Population/Egypt and ICF International. - Available at <a href="https://dhsprogram.com/pubs/pdf/FR313/FR313.pdf">https://dhsprogram.com/pubs/pdf/FR313/FR313.pdf</a> (last accessed 22.08.22)
Notes:	Demographic Health Survey data includes ever married women aged 15-49 years only and may include males aged 15-59.

Unless otherwise noted, overweight refers to a BMI between 25kg and 29.9kg/m<sup>2</sup>, obesity refers to a BMI greater than 30kg/m<sup>2</sup>.

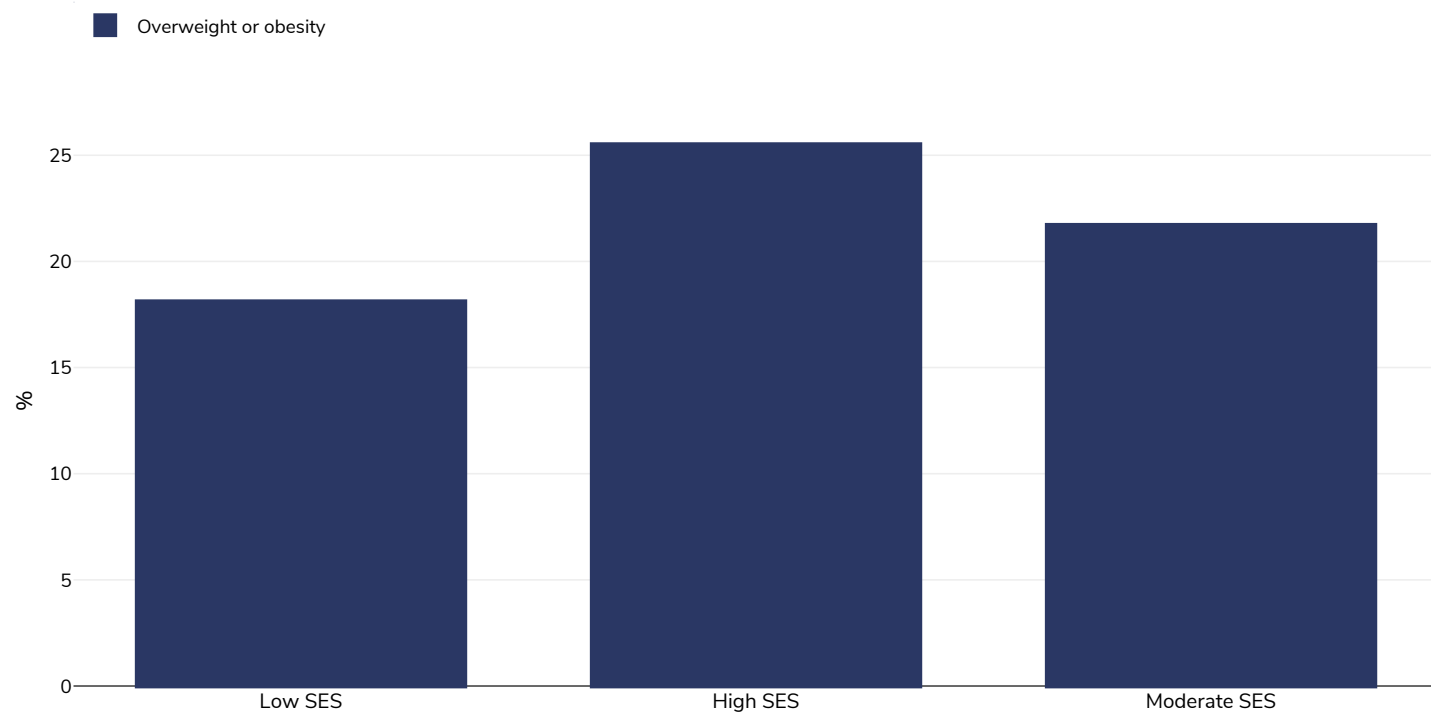
## Women, 2015



Survey type:	Measured
Age:	15-59
Sample size:	15602
Area covered:	National
References:	DHS Egypt 2015. Ministry of Health and Population/Egypt, El-Zanaty and Associates/Egypt, and ICF International. 2015. Egypt Health Issues Survey 2015. Cairo, Egypt: Ministry of Health and Population/Egypt and ICF International. - Available at <a href="https://dhsprogram.com/pubs/pdf/FR313/FR313.pdf">https://dhsprogram.com/pubs/pdf/FR313/FR313.pdf</a> (last accessed 22.08.22)
Notes:	Demographic Health Survey data includes ever married women aged 15-49 years only and may include males aged 15-59.

Unless otherwise noted, overweight refers to a BMI between 25kg and 29.9kg/m<sup>2</sup>, obesity refers to a BMI greater than 30kg/m<sup>2</sup>.

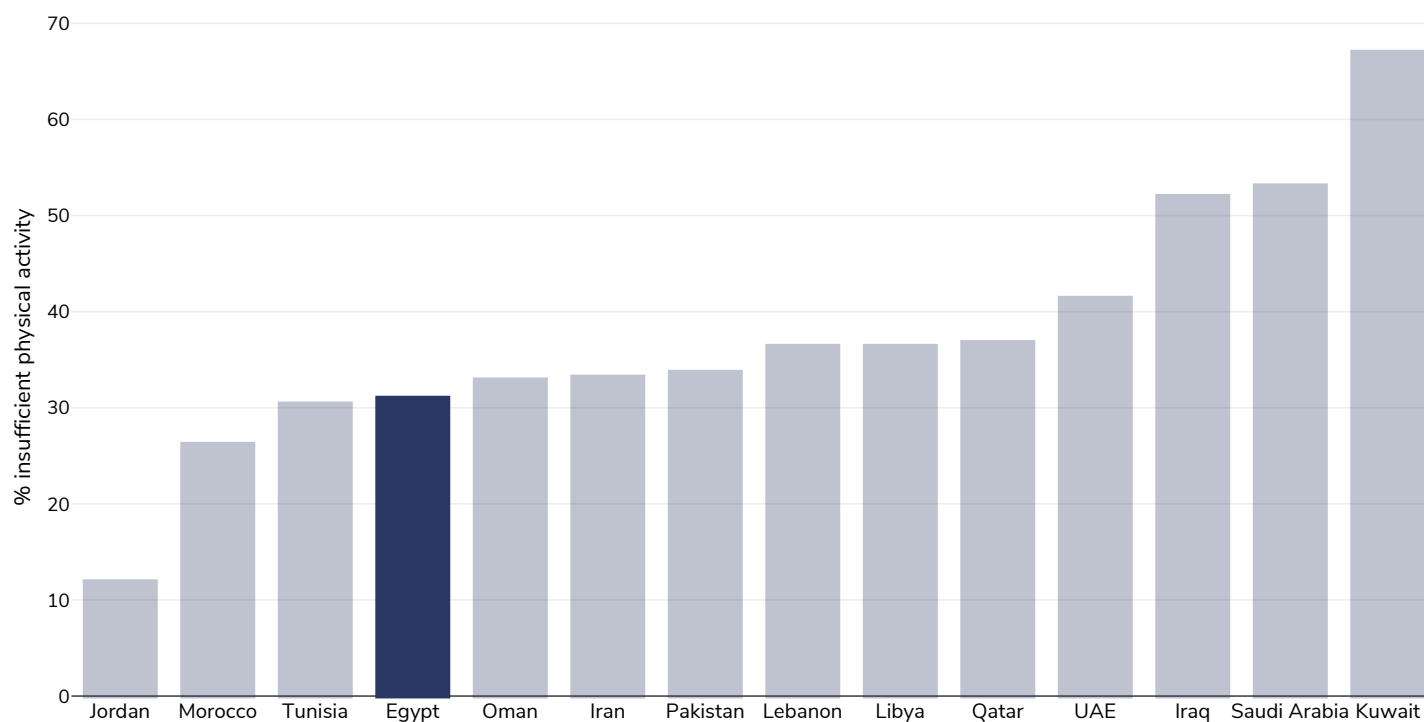
## Children, 2018-2020



Survey type:	Measured
Age:	6-11
Sample size:	33,150
Area covered:	National
References:	El Shafie, A.M., Kasemy, Z.A., Alkalash, S.H., Hewedy, S.M., Kotb, N.M., Abd El-Hady, H.S., Eladawy, E.S., Zeid, M.A., Abd El Hamid, M.E., Hemeda, E.H. and Elshafie, M.A., 2020. Prevalence of Short Stature and Malnutrition among Egyptian Primary School Children and their Coexistence with Anemia.
Notes:	Boys = 17,143, Girls = 16,007
Cutoffs:	WHO 2007

## Insufficient physical activity

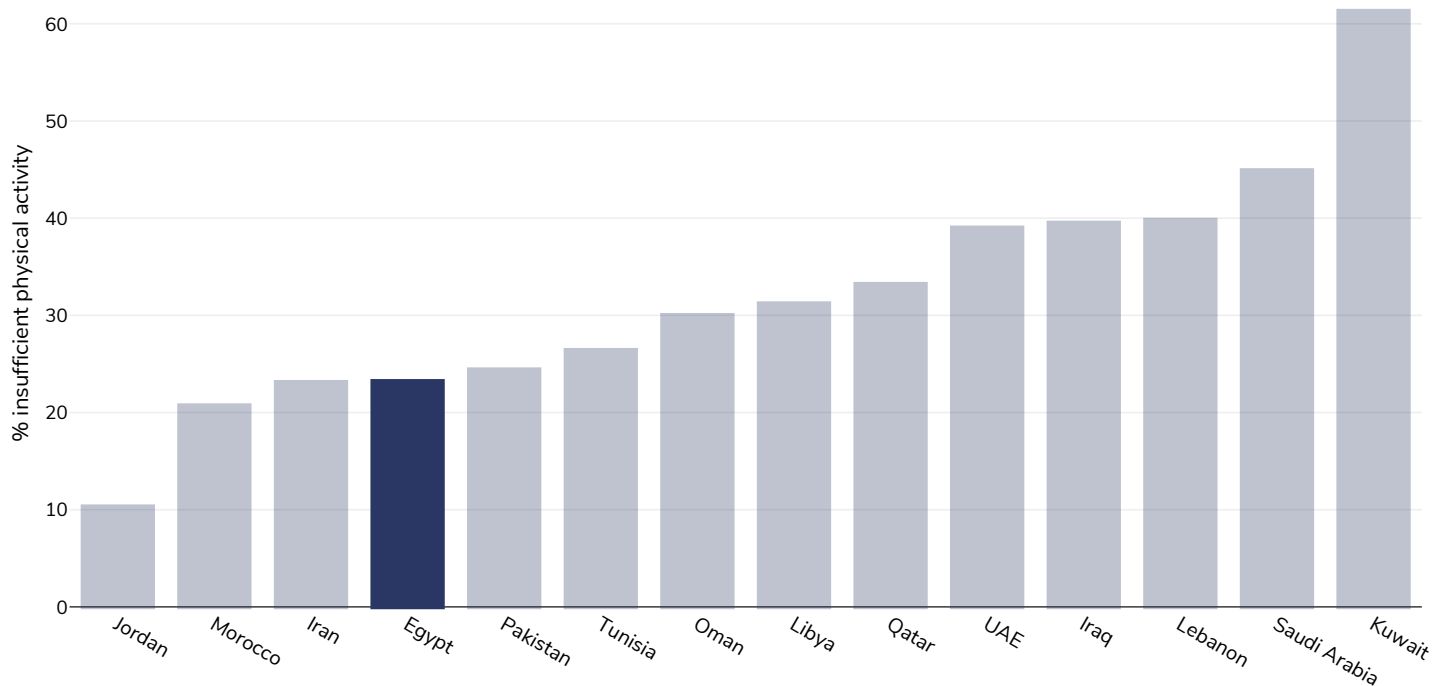
### Adults, 2016



References: Guthold R, Stevens GA, Riley LM, Bull FC. Worldwide trends in insufficient physical activity from 2001 to 2016: a pooled analysis of 358 population-based surveys with 1.9 million participants. Lancet 2018 [http://dx.doi.org/10.1016/S2214-109X\(18\)30357-7](http://dx.doi.org/10.1016/S2214-109X(18)30357-7)

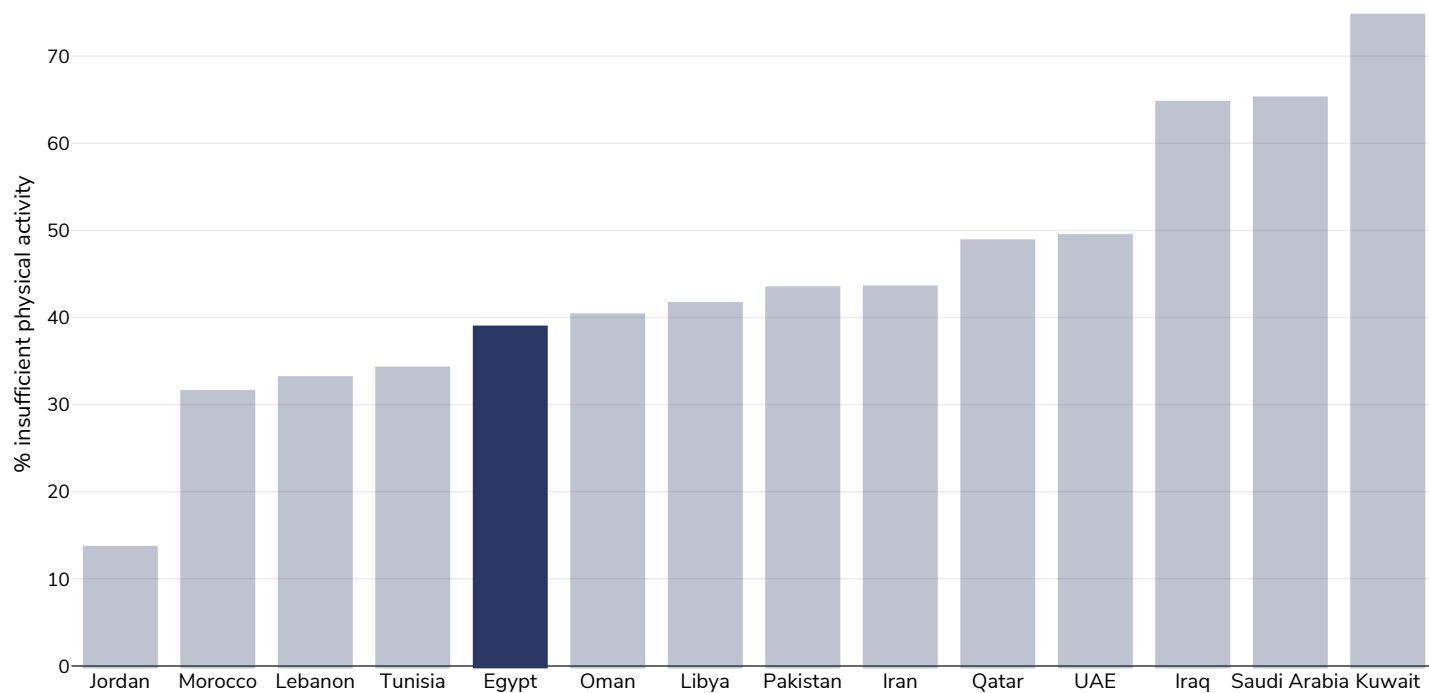


## Men, 2016



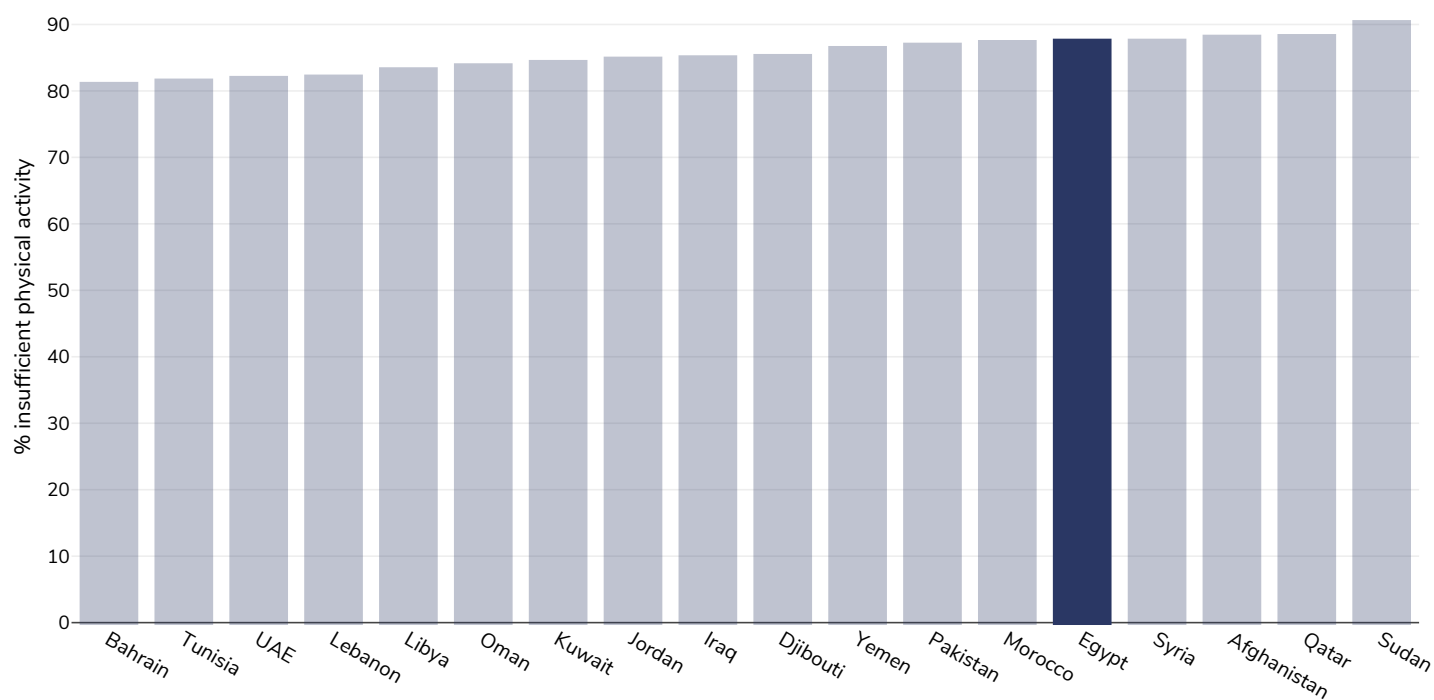
References: Guthold R, Stevens GA, Riley LM, Bull FC. Worldwide trends in insufficient physical activity from 2001 to 2016: a pooled analysis of 358 population-based surveys with 1.9 million participants. Lancet 2018 [http://dx.doi.org/10.1016/S2214-109X\(18\)30357-7](http://dx.doi.org/10.1016/S2214-109X(18)30357-7)

**Women, 2016**



References: Guthold R, Stevens GA, Riley LM, Bull FC. Worldwide trends in insufficient physical activity from 2001 to 2016: a pooled analysis of 358 population-based surveys with 1.9 million participants. Lancet 2018 [http://dx.doi.org/10.1016/S2214-109X\(18\)30357-7](http://dx.doi.org/10.1016/S2214-109X(18)30357-7)

## Children, 2016



Survey type:

Self-reported

Age:

11-17

References:

Global Health Observatory data repository, World Health Organisation, <https://apps.who.int/gho/data/node.main.A893ADO?lang=en> (last accessed 16.03.21)

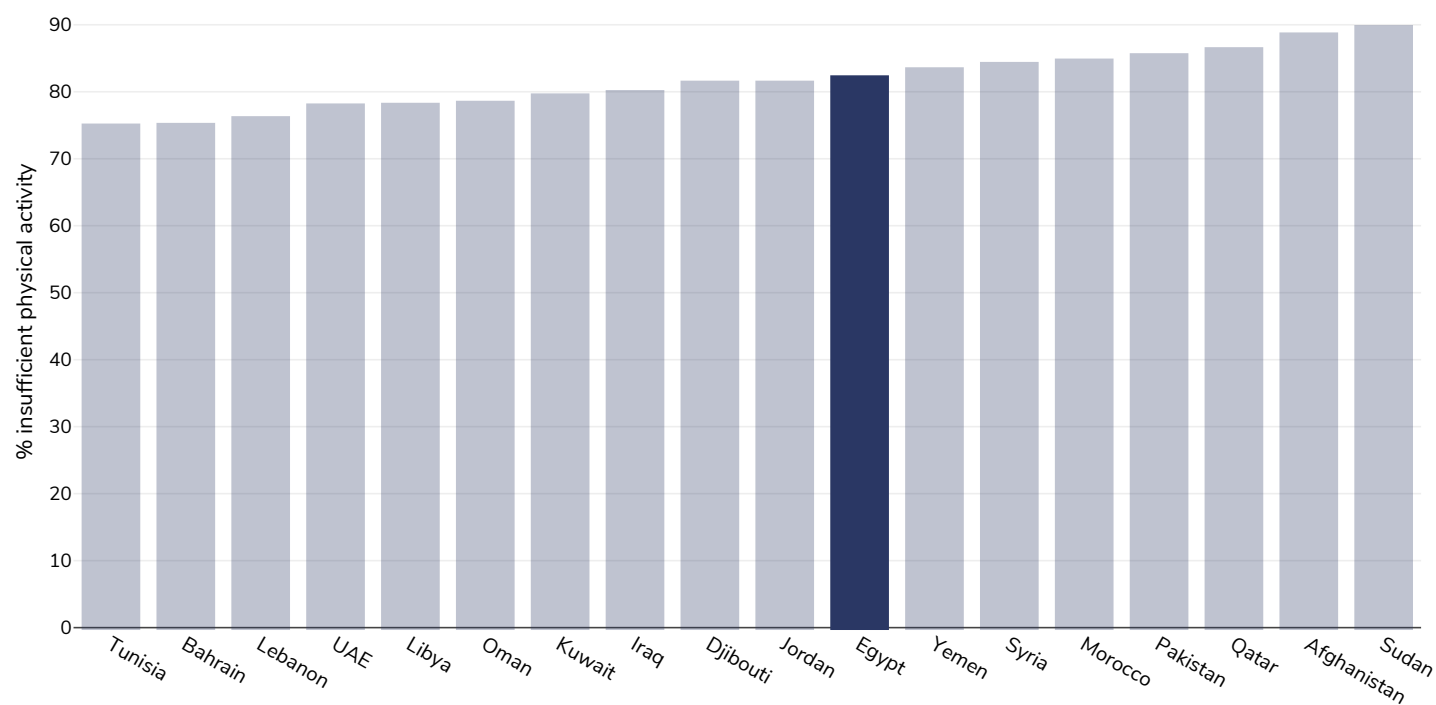
Notes:

% of school going adolescents not meeting WHO recommendations on Physical Activity for Health, i.e. doing less than 60 minutes of moderate- to vigorous-intensity physical activity daily.

Definitions:

% Adolescents insufficiently active (age standardised estimate)

## Boys, 2016



Survey type: Self-reported

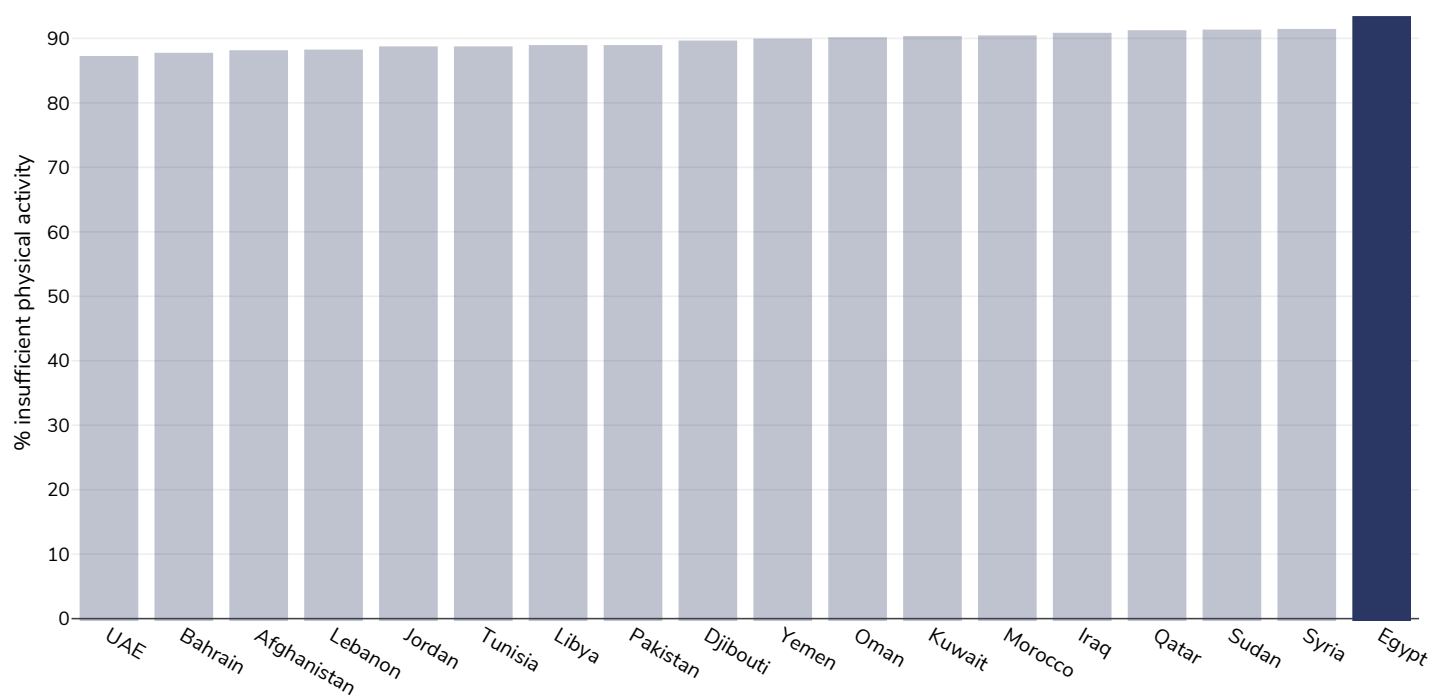
Age: 11-17

References: Global Health Observatory data repository, World Health Organisation, <https://apps.who.int/gho/data/node.main.A893ADO?lang=en> (last accessed 16.03.21)

Notes: % of school going adolescents not meeting WHO recommendations on Physical Activity for Health, i.e. doing less than 60 minutes of moderate- to vigorous-intensity physical activity daily.

Definitions: % Adolescents insufficiently active (age standardised estimate)

## Girls, 2016



Survey type:

Self-reported

Age:

11-17

References:

Global Health Observatory data repository, World Health Organisation, <https://apps.who.int/gho/data/node.main.A893ADO?lang=en> (last accessed 16.03.21)

Notes:

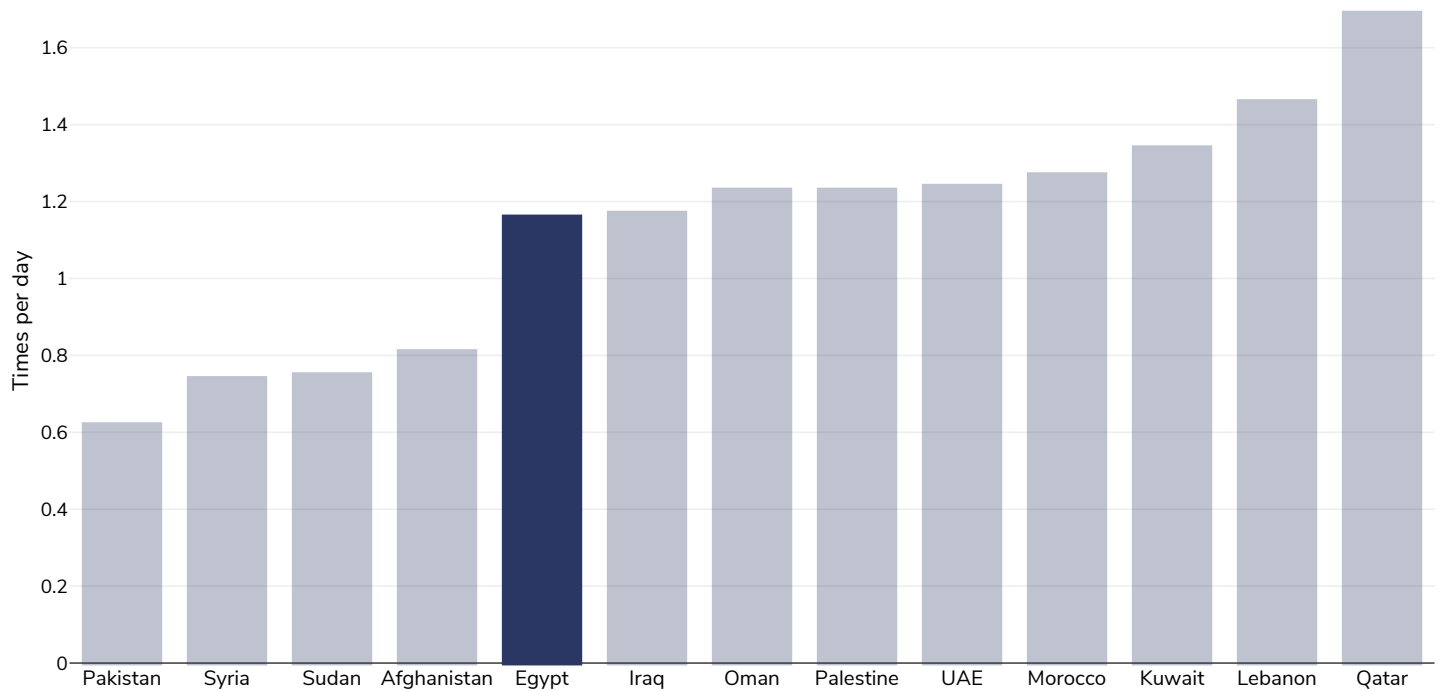
% of school going adolescents not meeting WHO recommendations on Physical Activity for Health, i.e. doing less than 60 minutes of moderate- to vigorous-intensity physical activity daily.

Definitions:

% Adolescents insufficiently active (age standardised estimate)

## Average daily frequency of carbonated soft drink consumption

### Children, 2009-2015



Survey type:

Measured

Age:

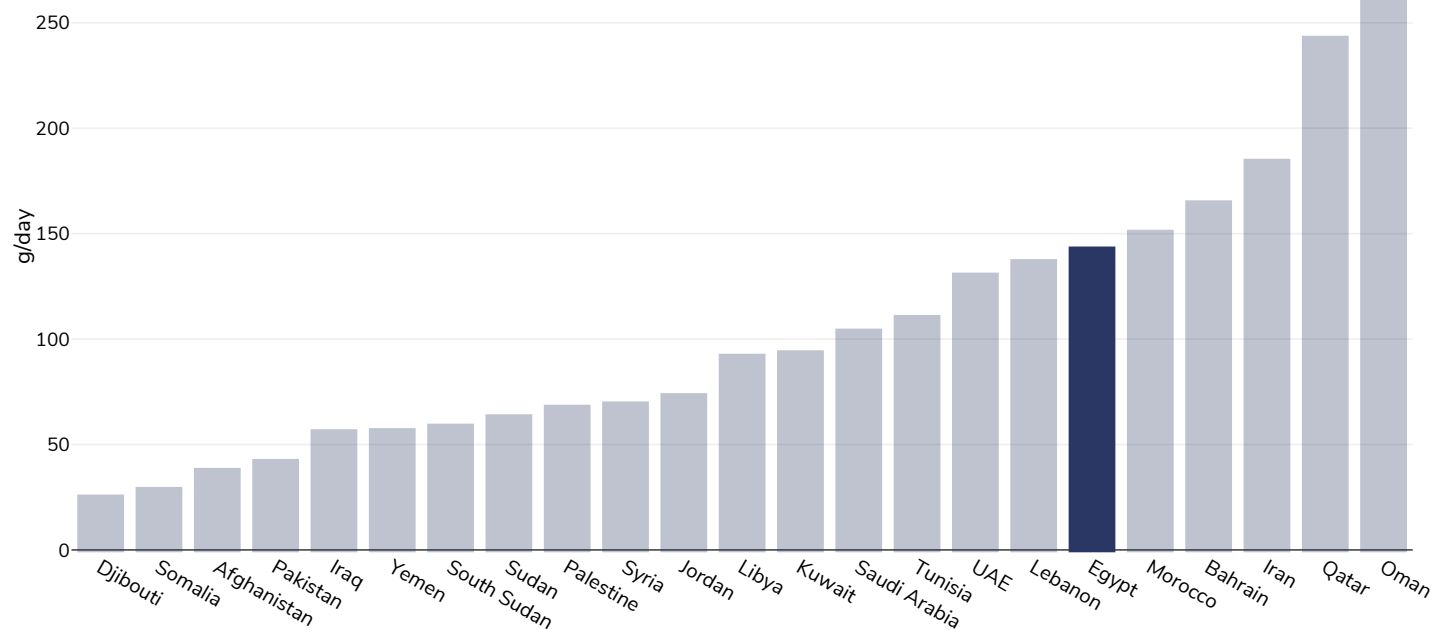
12-17

References:

Beal et al. (2019). Global Patterns of Adolescent Fruit, Vegetable, Carbonated Soft Drink, and Fast-food consumption: A meta-analysis of global school-based student health surveys. Food and Nutrition Bulletin. <https://doi.org/10.1177/0379572119848287> sourced from Food Systems Dashboard <http://www.foodsystemsdashboard.org/food-system>

## Estimated per capita fruit intake

Adults, 2017



Survey type: Measured

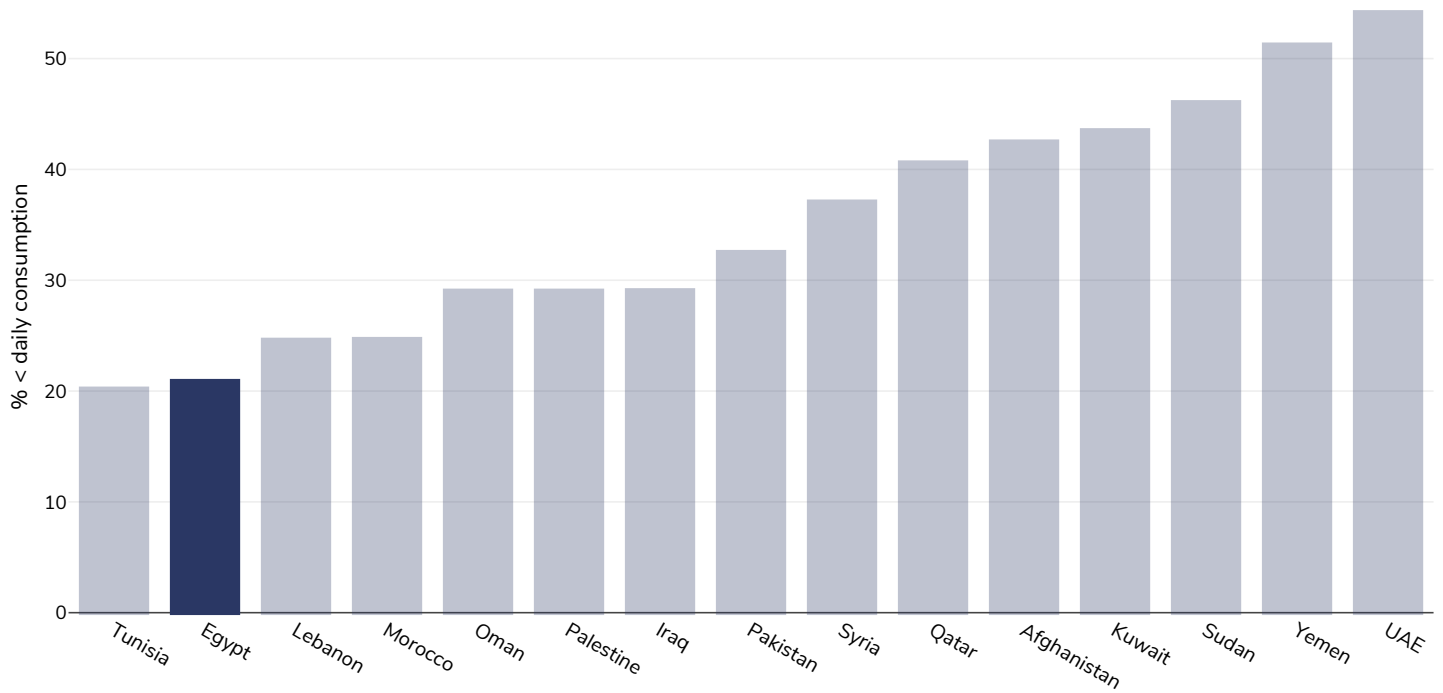
Age: 25+

References: Global Burden of Disease, the Institute for Health Metrics and Evaluation <http://ghdx.healthdata.org/>

Definitions: Estimated per-capita fruit intake (g/day)

## Prevalence of less than daily fruit consumption

Children, 2008-2015



Survey type:

Measured

Age:

12-17

References:

Global School-based Student Health Surveys. Beal et al (2019). Global Patterns of Adolescent Fruit, Vegetable, Carbonated Soft Drink, and Fast-food consumption: A meta-analysis of global school-based student health surveys. Food and Nutrition Bulletin. <https://doi.org/10.1177/0379572119848287>. Sourced from Food Systems Dashboard <http://www.foodsystemsdashboard.org/food-system>

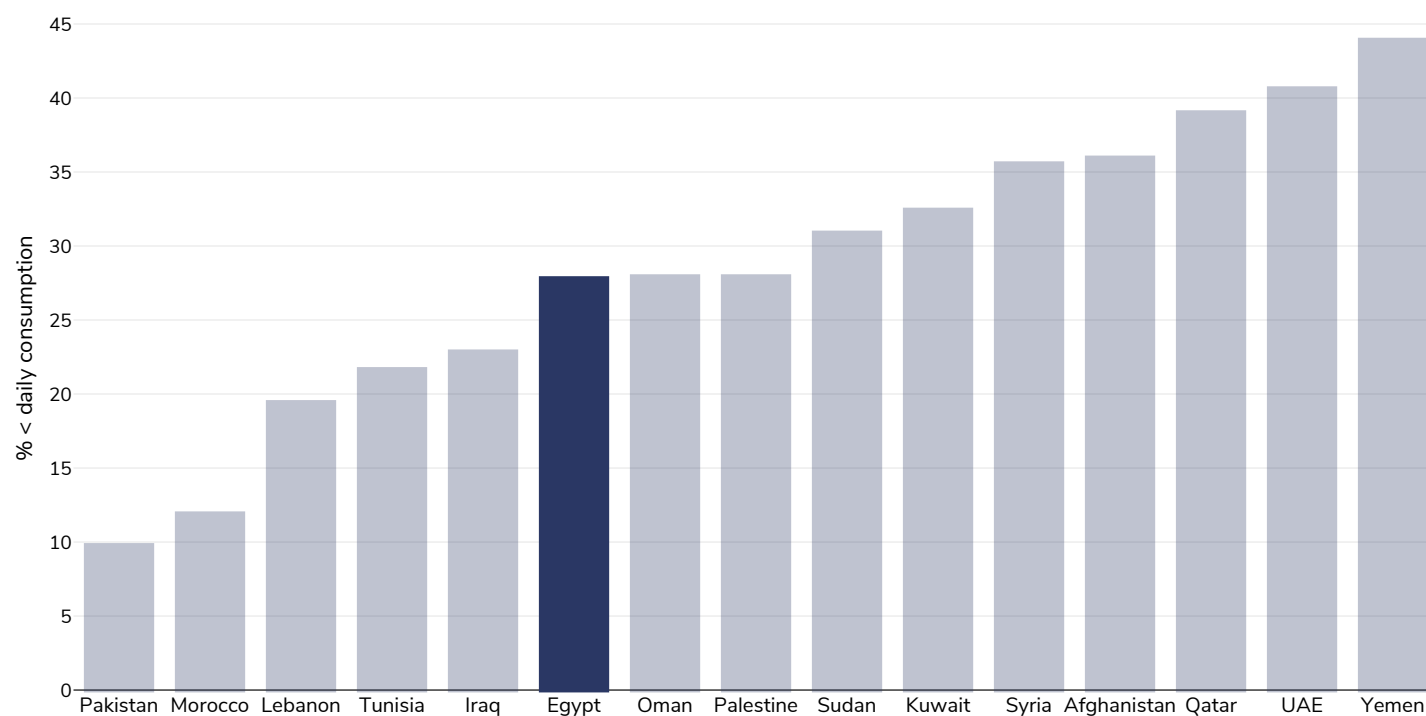
Definitions:

Prevalence of less-than-daily fruit consumption (% less-than-daily fruit consumption)



## Prevalence of less than daily vegetable consumption

### Children, 2008-2015



Survey type:

Measured

Age:

12-17

References:

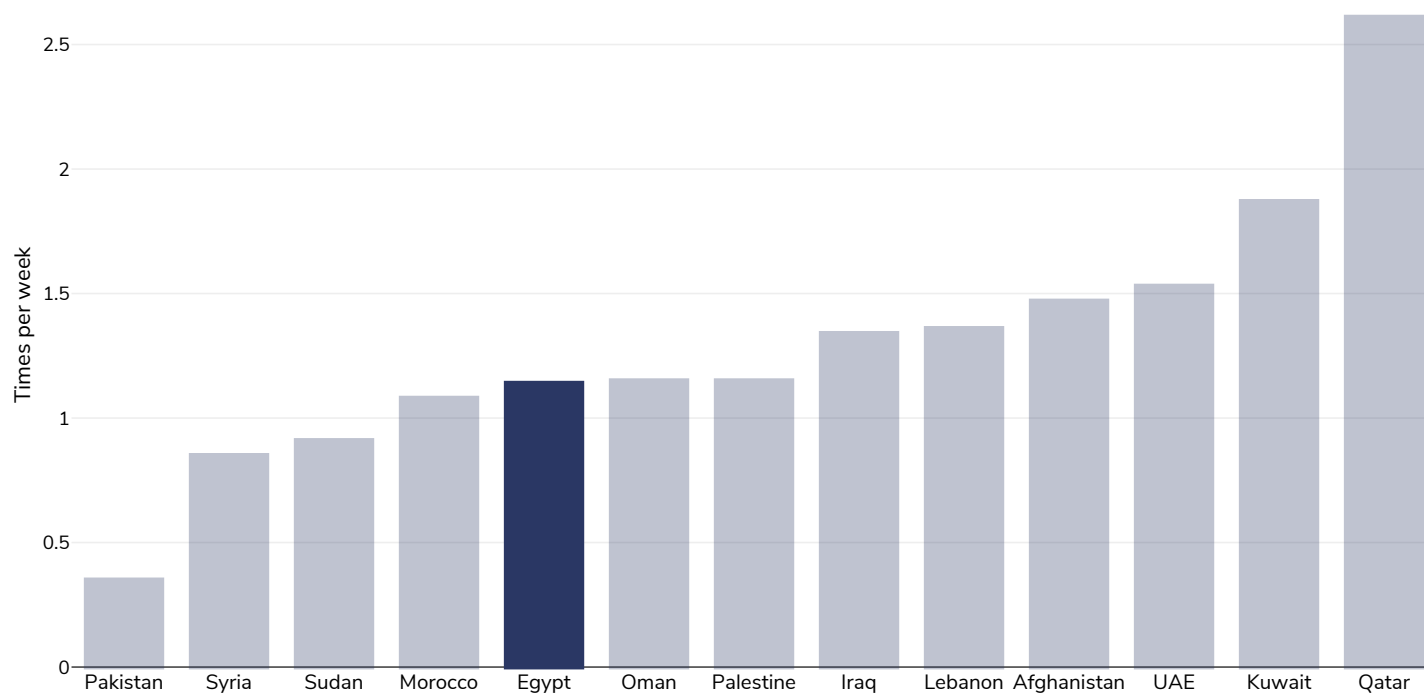
Beal et al. (2019). Global Patterns of Adolescent Fruit, Vegetable, Carbonated Soft Drink, and Fast-food consumption: A meta-analysis of global school-based student health surveys. Food and Nutrition Bulletin. <https://doi.org/10.1177/0379572119848287> sourced from Food Systems Dashboard <http://www.foodsystemsdashboard.org/food-system>

Definitions:

Prevalence of less-than-daily vegetable consumption (% less-than-daily vegetable consumption)

## Average weekly frequency of fast food consumption

### Children, 2009-2015

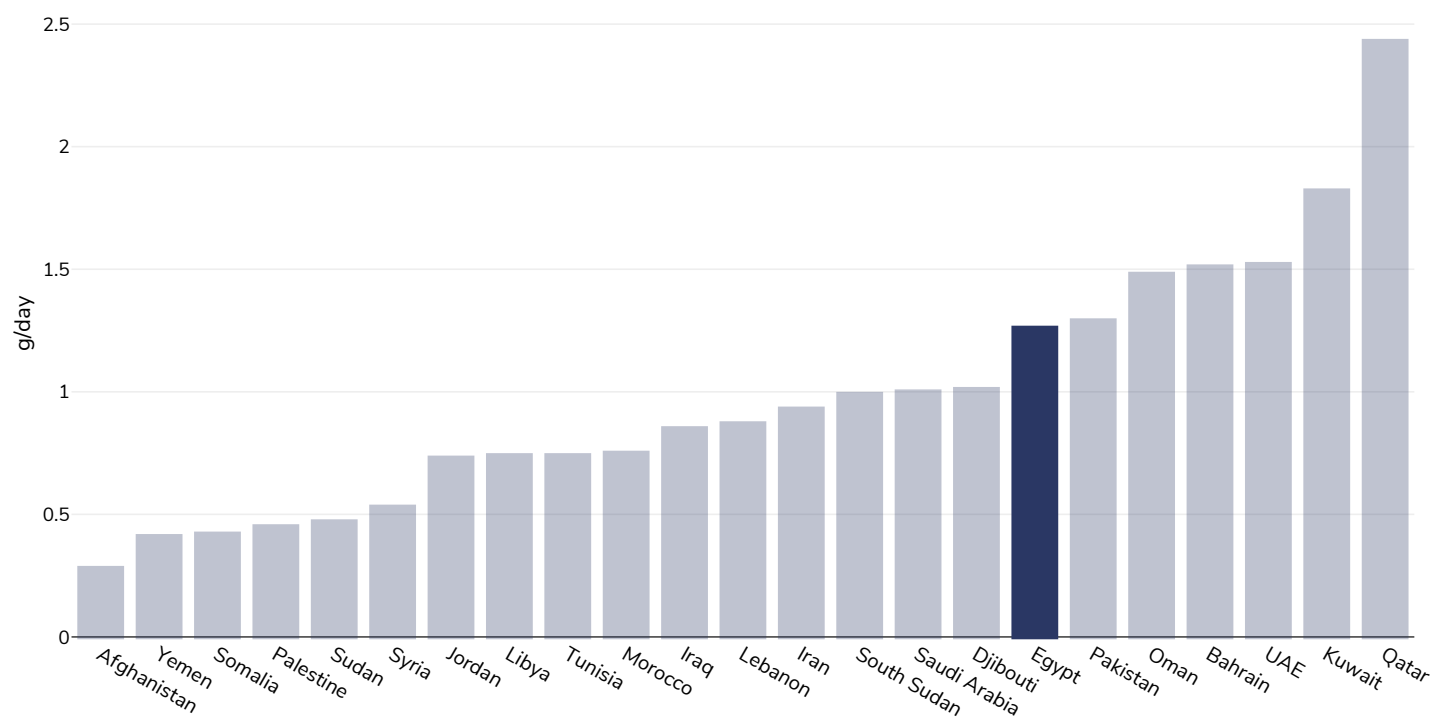


Age: 12-17

References: Beal et al. (2019). Global Patterns of Adolescent Fruit, Vegetable, Carbonated Soft Drink, and Fast-food consumption: A meta-analysis of global school-based student health surveys. Food and Nutrition Bulletin. <https://doi.org/10.1177/0379572119848287> sourced from Food Systems Dashboard <http://www.foodsystemsdashboard.org/food-system>

## Estimated per-capita processed meat intake

Adults, 2017



Survey type: Measured

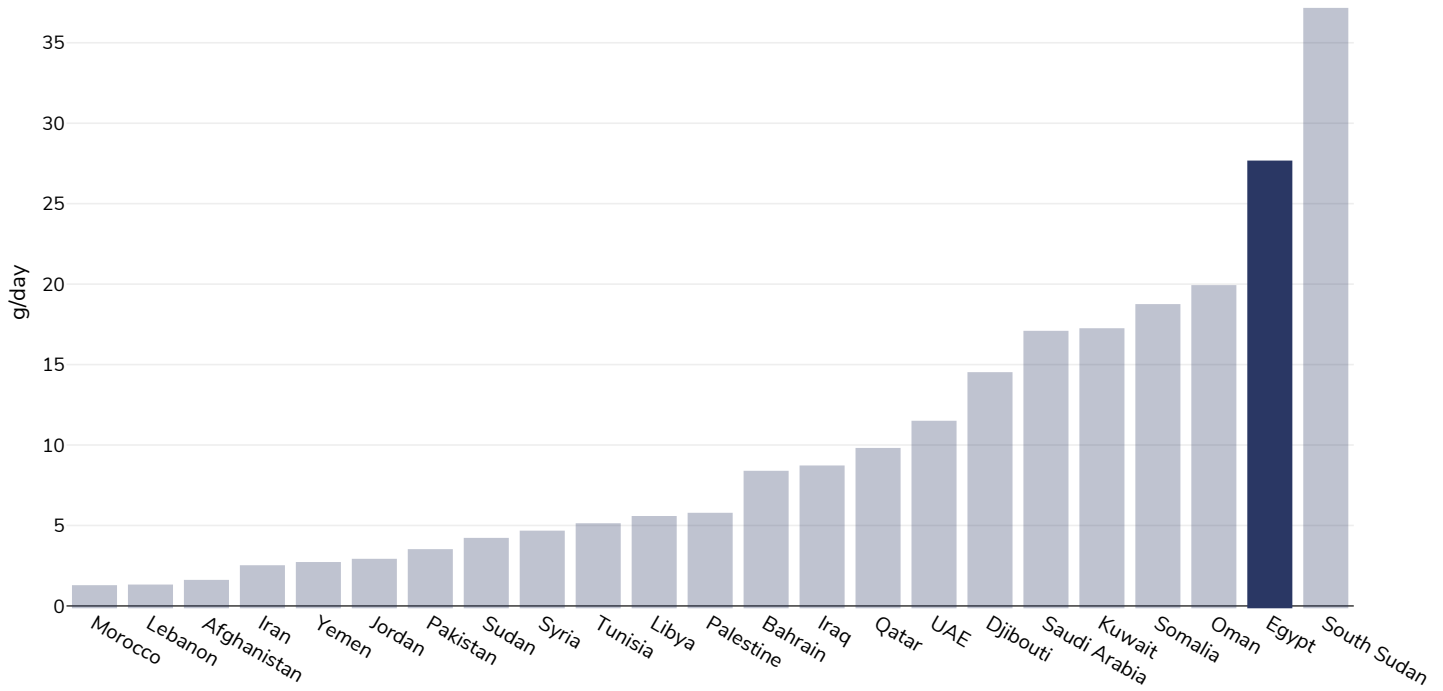
Age: 25+

References: Global Burden of Disease, the Institute for Health Metrics and Evaluation <http://ghdx.healthdata.org/>

Definitions: Estimated per-capita processed meat intake (g per day)

## Estimated per capita whole grains intake

Adults, 2017



Survey type: Measured

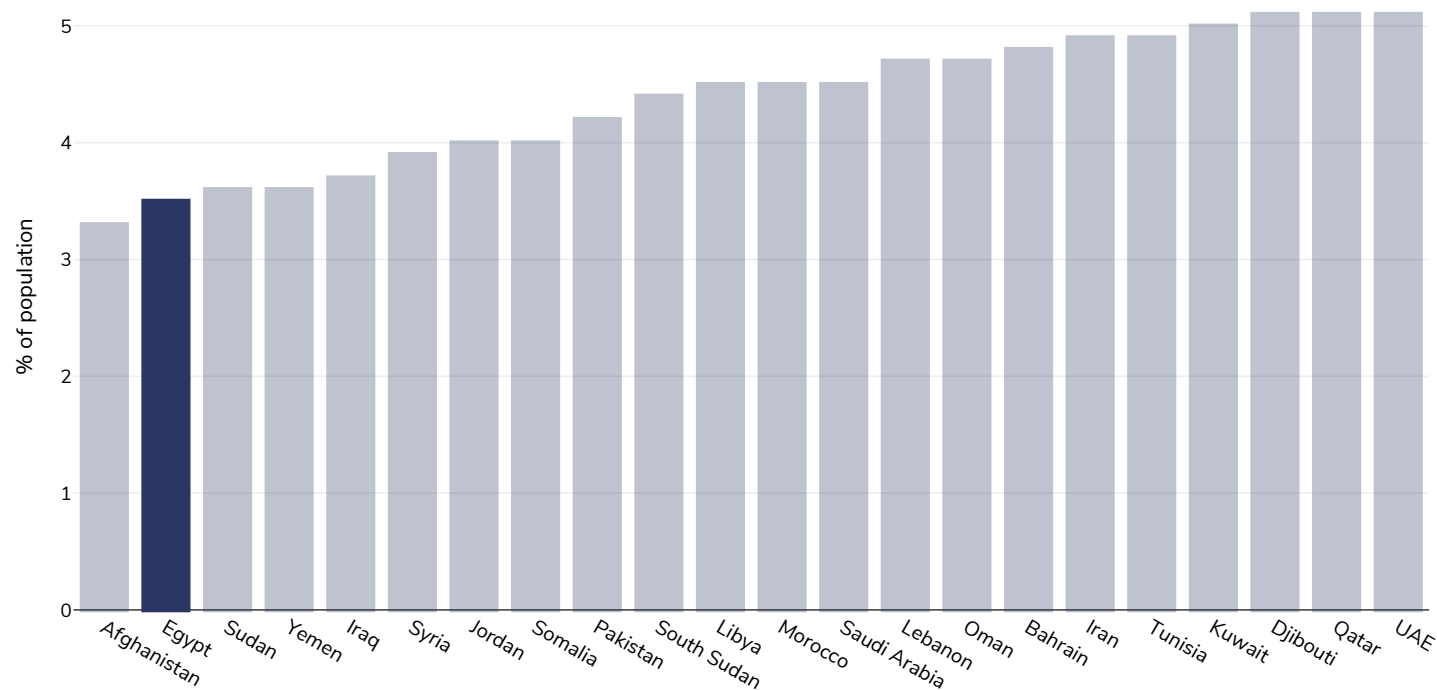
Age: 25+

References: Global Burden of Disease, the Institute for Health Metrics and Evaluation <http://ghdx.healthdata.org/>

Definitions: Estimated per-capita whole grains intake (g/day)

## Mental health - depression disorders

Adults, 2015

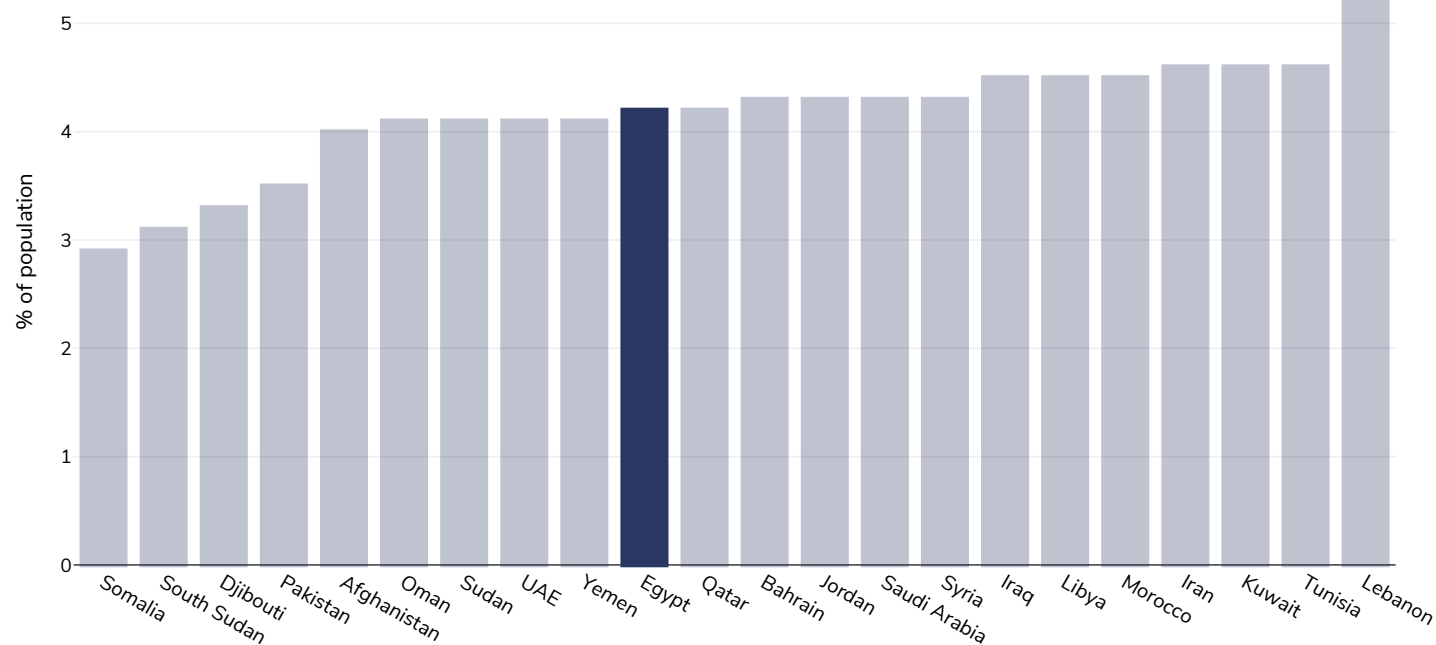


References: Prevalence data from Global Burden of Disease study 2015 (<http://ghdx.healthdata.org>) published in: Depression and Other Common Mental Disorders: Global Health Estimates. Geneva:World Health Organization; 2017. Licence: CC BY-NC-SA 3.0 IGO.

Definitions: % of population with depression disorders

## Mental health - anxiety disorders

Adults, 2015

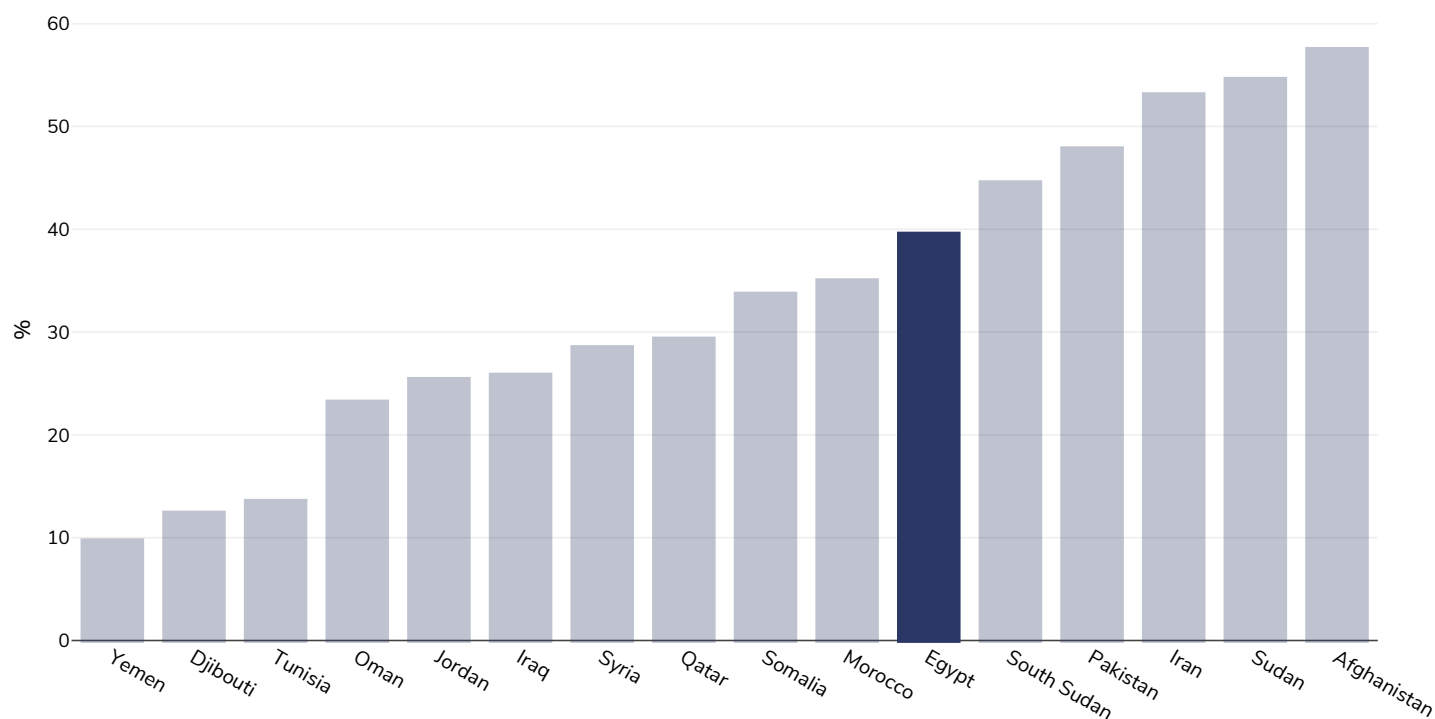


References: Prevalence data from Global Burden of Disease study 2015 (<http://ghdx.healthdata.org>) published in: Depression and Other Common Mental Disorders: Global Health Estimates. Geneva:World Health Organization; 2017. Licence: CC BY-NC-SA 3.0 IGO.

Definitions: % of population with anxiety disorders

## % Infants exclusively breastfed 0-5 months

### Children, 2010-2019



Area covered:

National

References:

Egypt demographic and health survey 2014. Demographic and Health Surveys. Cairo, Egypt and Rockville, Maryland, USA: Ministry of Health and Population and ICF International, 2015.

Notes:

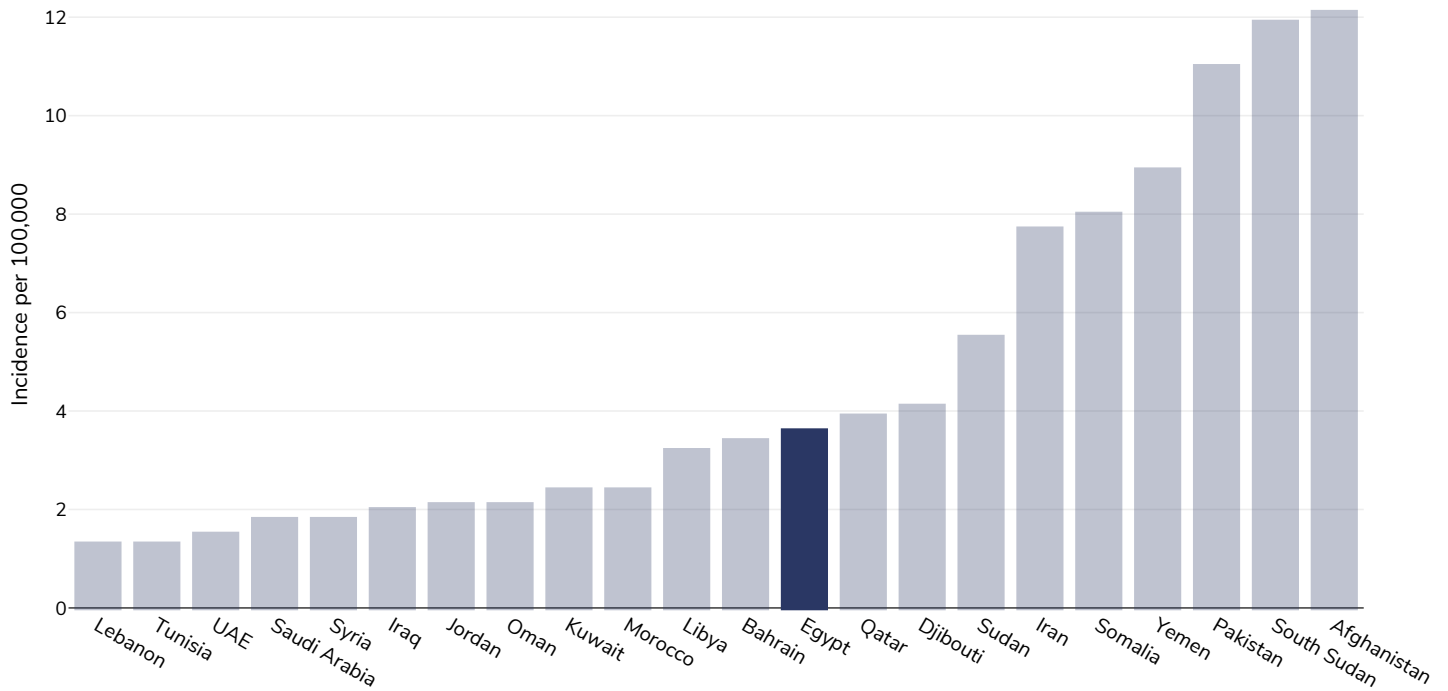
See UNICEF website for further survey information. Available at : <https://data.unicef.org/resources/dataset/infant-young-child-feeding/> (last accessed 28.9.21) Citation: United Nations Children's Fund, Division of Data, Analysis, Planning and Monitoring (2021). Global UNICEF Global Databases: Infant and Young Child Feeding: Exclusive breastfeeding, New York, September 2021.

Definitions:

% exclusively breastfed 0-5 months

## Oesophageal cancer

### Men, 2020



Age: 20+

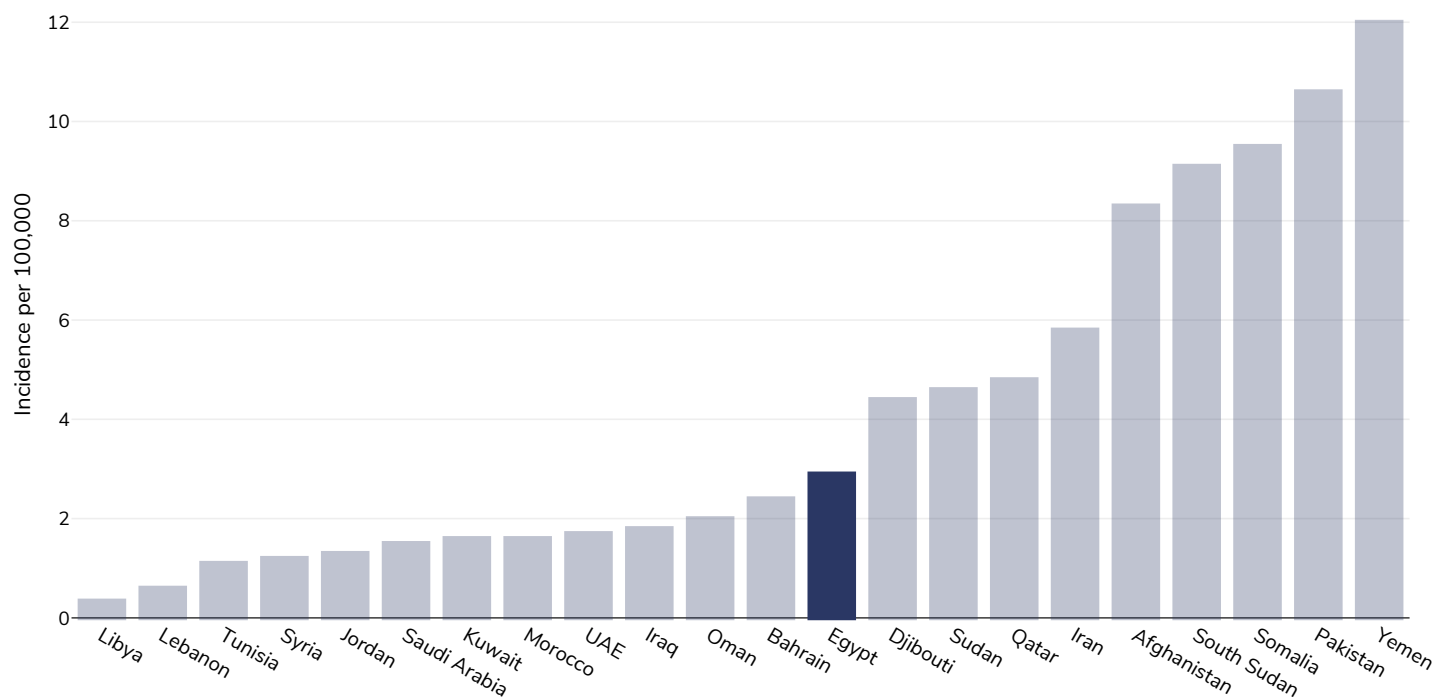
Area covered: National

References: Ferlay J, Ervik M, Lam F, Colombet M, Mery L, Piñeros M, Znaor A, Soerjomataram I, Bray F (2020). Global Cancer Observatory: Cancer Today. Lyon, France: International Agency for Research on Cancer. Available from: <https://gco.iarc.fr/today>, accessed 10.01.2119

Definitions: Age-standardized incidence rates per 100 000



## Women, 2020



Age: 20+

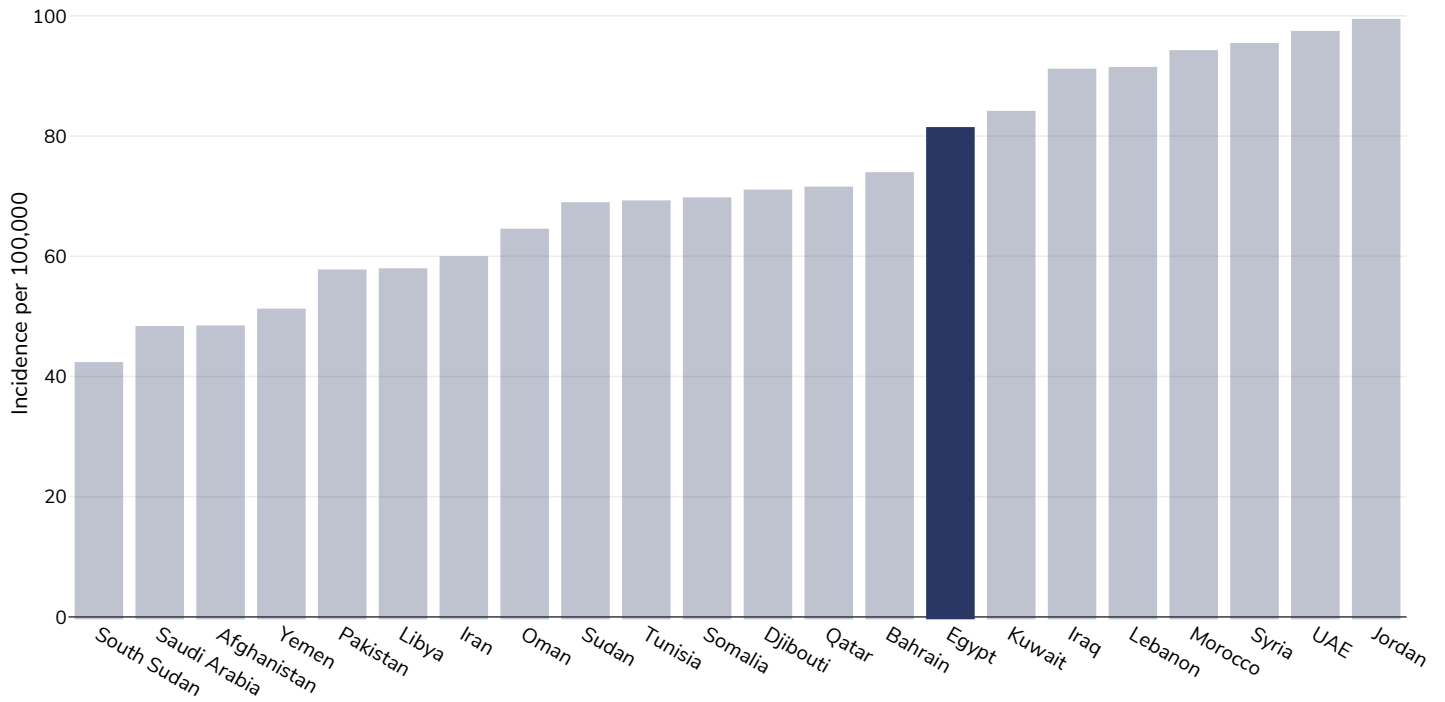
Area covered: National

References: Ferlay J, Ervik M, Lam F, Colombet M, Mery L, Piñeros M, Znaor A, Soerjomataram I, Bray F (2020). Global Cancer Observatory: Cancer Today. Lyon, France: International Agency for Research on Cancer. Available from: <https://gco.iarc.fr/today>, accessed 10.01.2119

Definitions: Age-standardized incidence rates per 100 000

## Breast cancer

### Women, 2020



Age: 20+

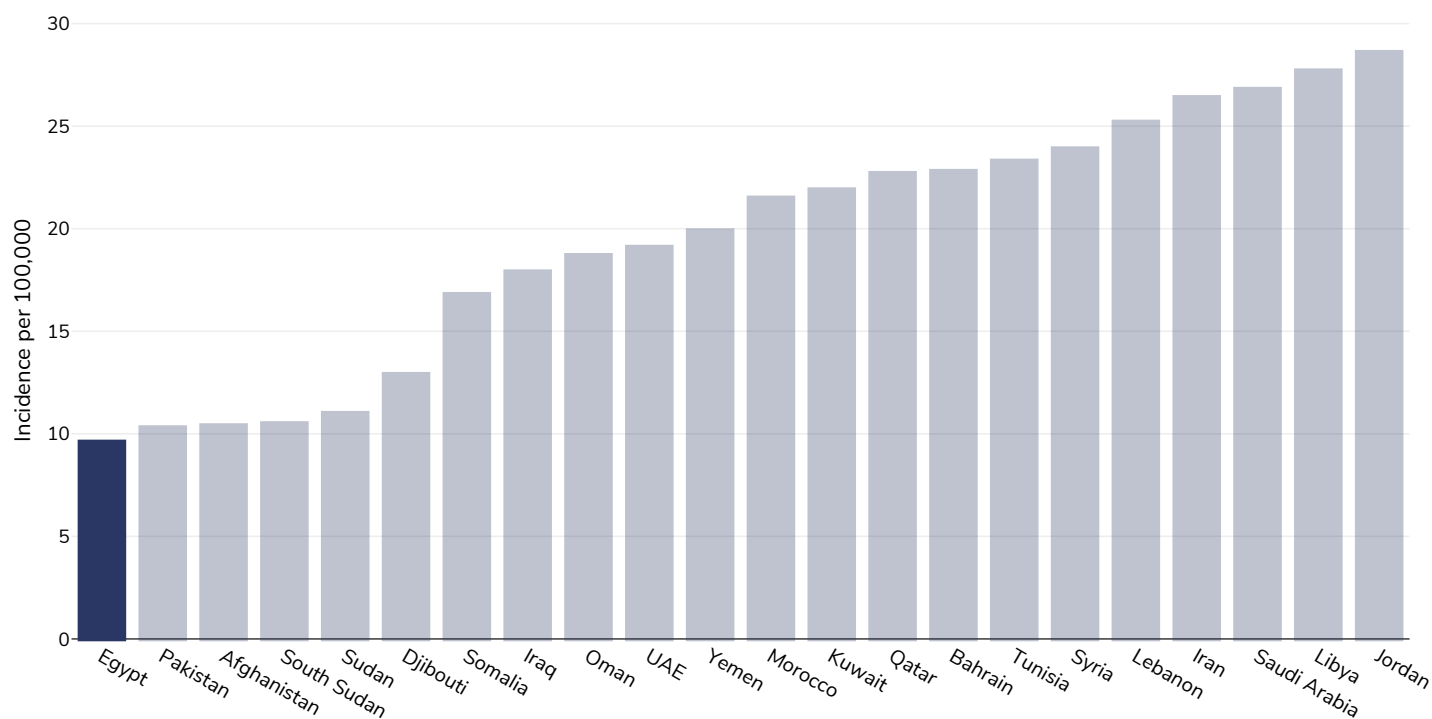
Area covered: National

References: Ferlay J, Ervik M, Lam F, Colombet M, Mery L, Piñeros M, Znaor A, Soerjomataram I, Bray F (2020). Global Cancer Observatory: Cancer Today. Lyon, France: International Agency for Research on Cancer. Available from: <https://gco.iarc.fr/today>, accessed 10.01.2119

Definitions: Age-standardized incidence rates per 100 000

## Colorectal cancer

### Men, 2020



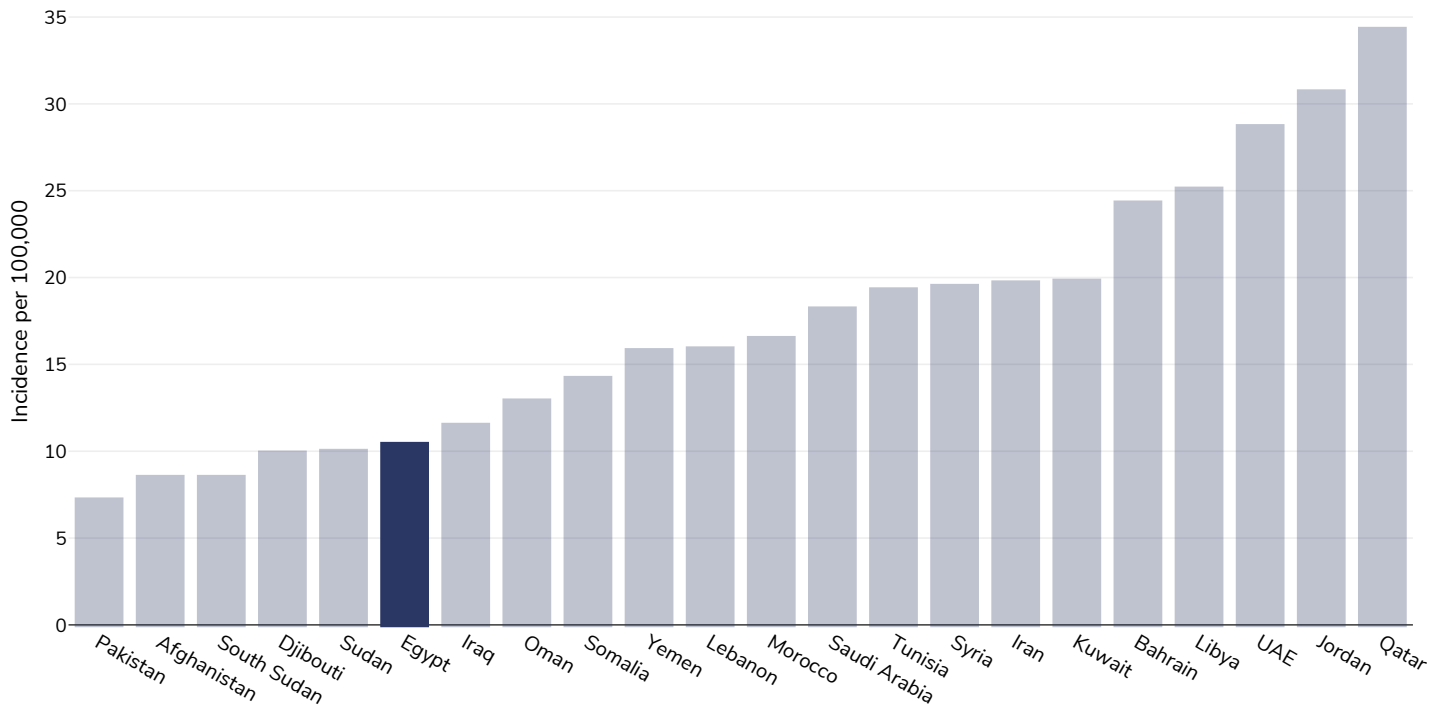
Age: 20+

Area covered: National

References: Ferlay J, Ervik M, Lam F, Colombet M, Mery L, Piñeros M, Znaor A, Soerjomataram I, Bray F (2020). Global Cancer Observatory: Cancer Today. Lyon, France: International Agency for Research on Cancer. Available from: <https://gco.iarc.fr/today>, accessed 10.01.2119

Definitions: Age-standardized incidence rates per 100 000

## Women, 2020



Age: 20+

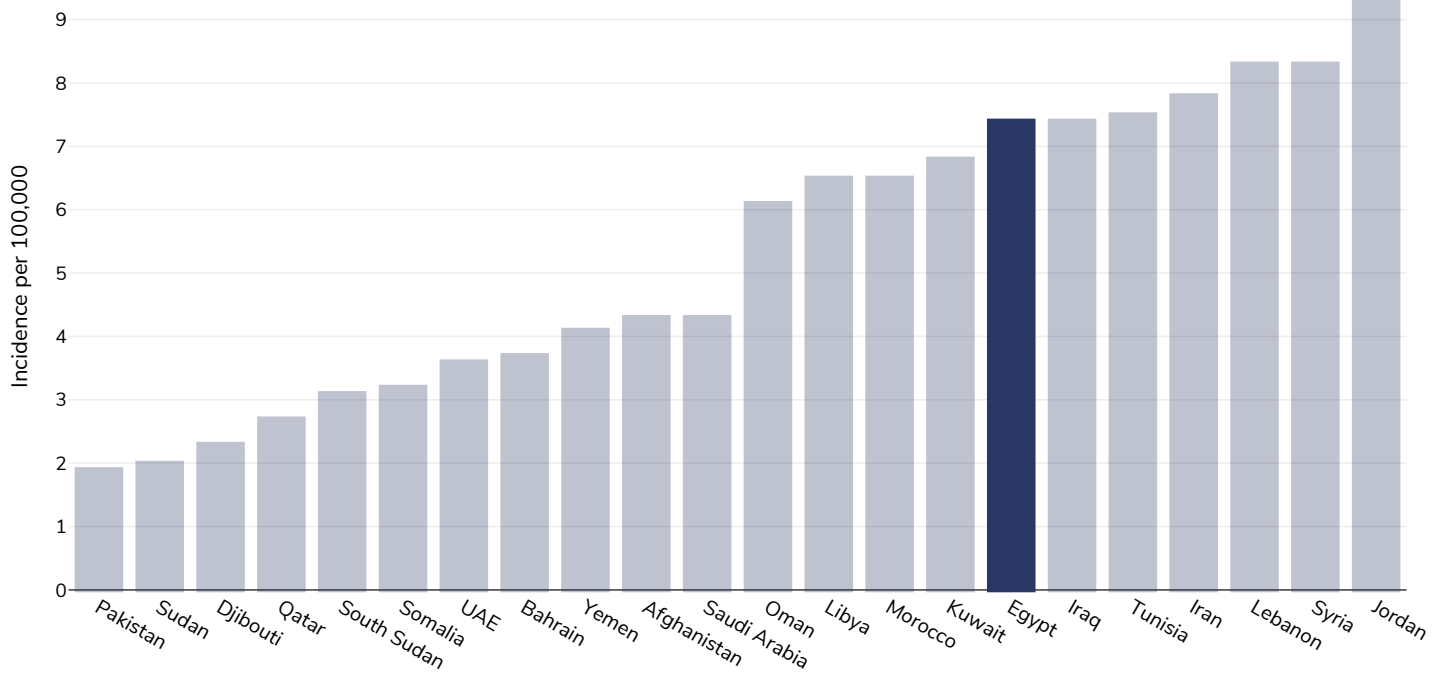
Area covered: National

References: Ferlay J, Ervik M, Lam F, Colombet M, Mery L, Piñeros M, Znaor A, Soerjomataram I, Bray F (2020). Global Cancer Observatory: Cancer Today. Lyon, France: International Agency for Research on Cancer. Available from: <https://gco.iarc.fr/today>, accessed 10.01.2119

Definitions: Age-standardized incidence rates per 100 000

## Pancreatic cancer

### Men, 2020



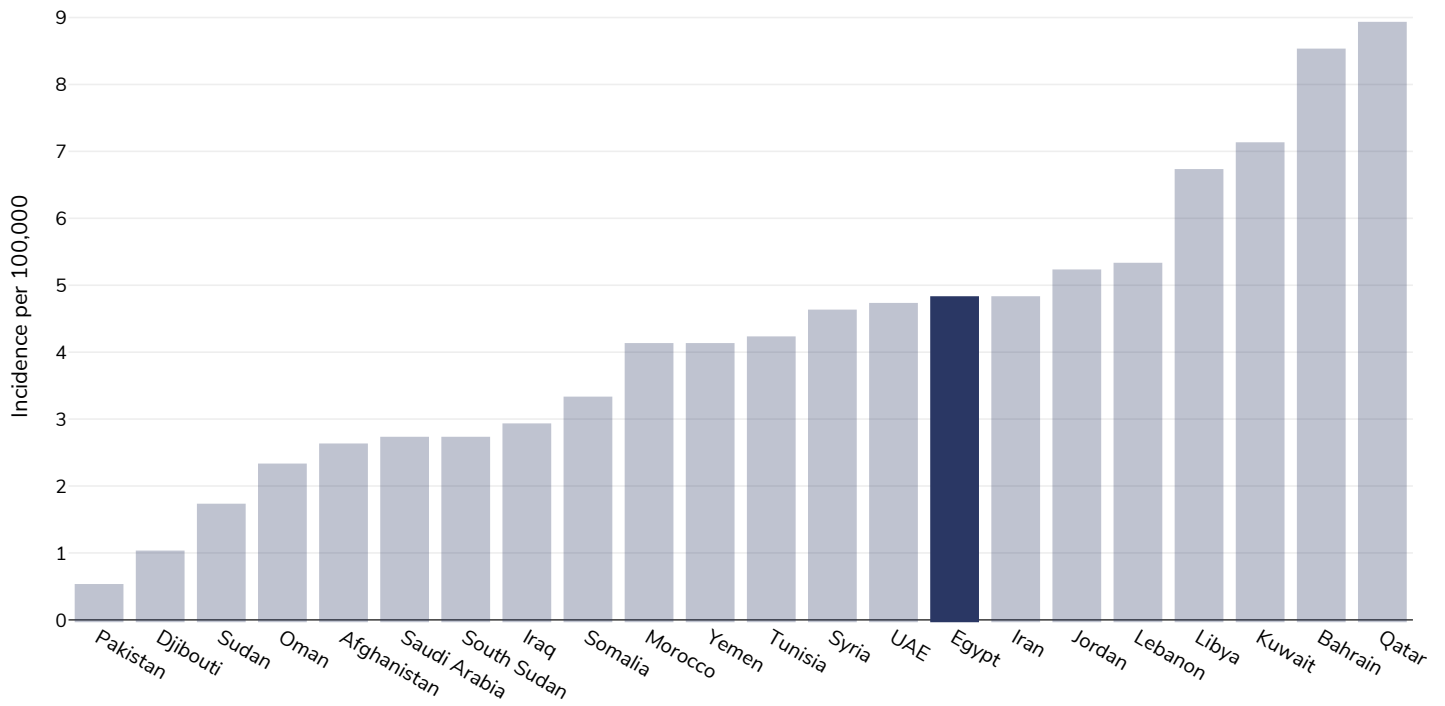
Age: 20+

Area covered: National

References: Ferlay J, Ervik M, Lam F, Colombet M, Mery L, Piñeros M, Znaor A, Soerjomataram I, Bray F (2020). Global Cancer Observatory: Cancer Today. Lyon, France: International Agency for Research on Cancer. Available from: <https://gco.iarc.fr/today>, accessed 10.01.2119

Definitions: Age-standardized incidence rates per 100 000

## Women, 2020



Age: 20+

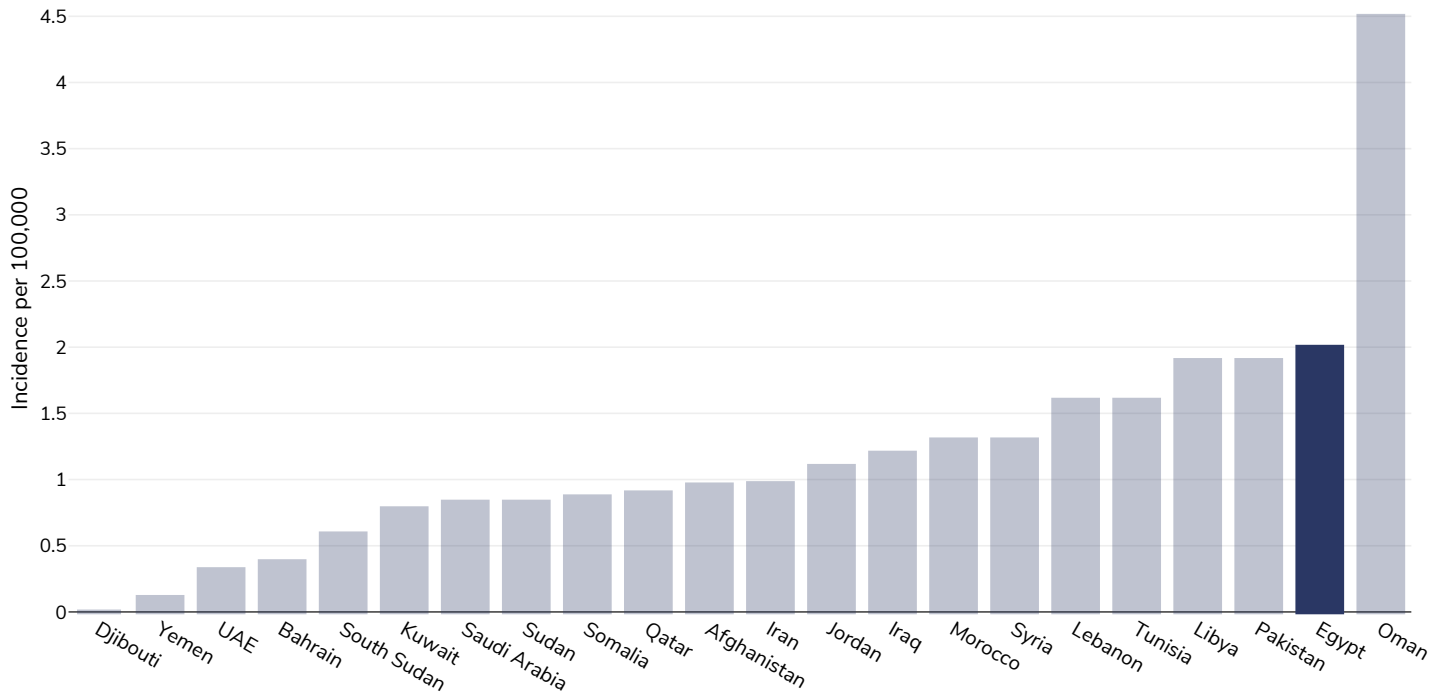
Area covered: National

References: Ferlay J, Ervik M, Lam F, Colombet M, Mery L, Piñeros M, Znaor A, Soerjomataram I, Bray F (2020). Global Cancer Observatory: Cancer Today. Lyon, France: International Agency for Research on Cancer. Available from: <https://gco.iarc.fr/today>, accessed 10.01.2119

Definitions: Age-standardized incidence rates per 100 000

## Gallbladder cancer

### Men, 2020



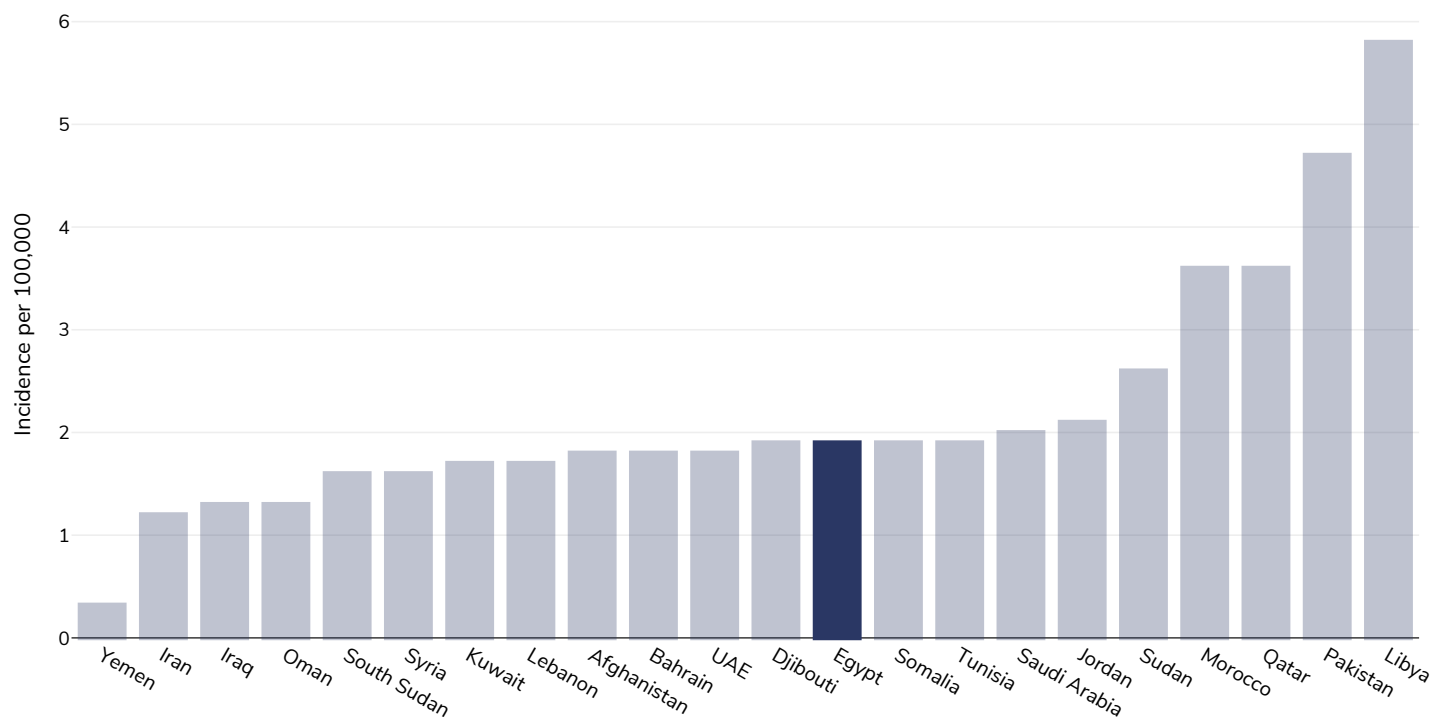
Age: 20+

Area covered: National

References: Ferlay J, Ervik M, Lam F, Colombet M, Mery L, Piñeros M, Znaor A, Soerjomataram I, Bray F (2020). Global Cancer Observatory: Cancer Today. Lyon, France: International Agency for Research on Cancer. Available from: <https://gco.iarc.fr/today>, accessed 10.01.2119

Definitions: Age-standardized incidence rates per 100 000

## Women, 2020



Age: 20+

Area covered: National

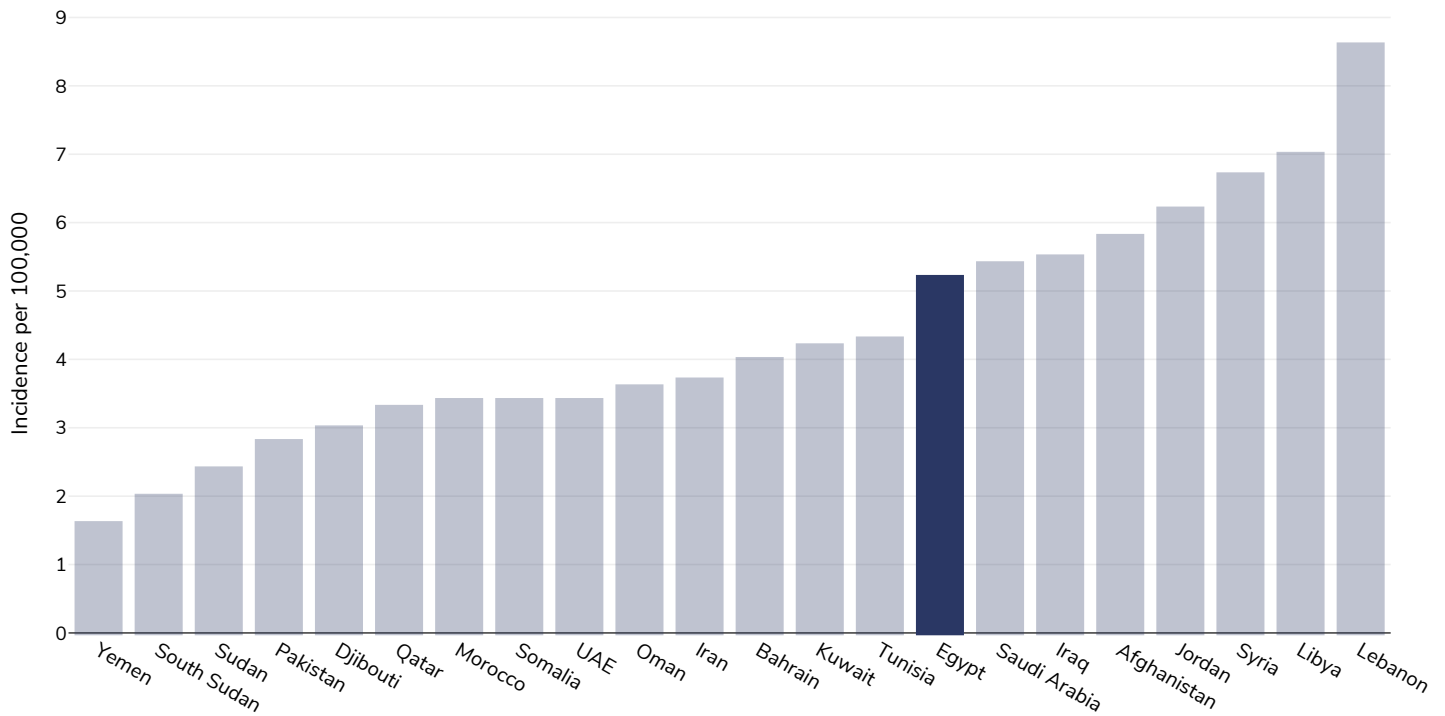
References: Ferlay J, Ervik M, Lam F, Colombet M, Mery L, Piñeros M, Znaor A, Soerjomataram I, Bray F (2020). Global Cancer Observatory: Cancer Today. Lyon, France: International Agency for Research on Cancer. Available from: <https://gco.iarc.fr/today>, accessed 10.01.2119

Definitions: Age-standardized incidence rates per 100 000



## Kidney cancer

### Men, 2020



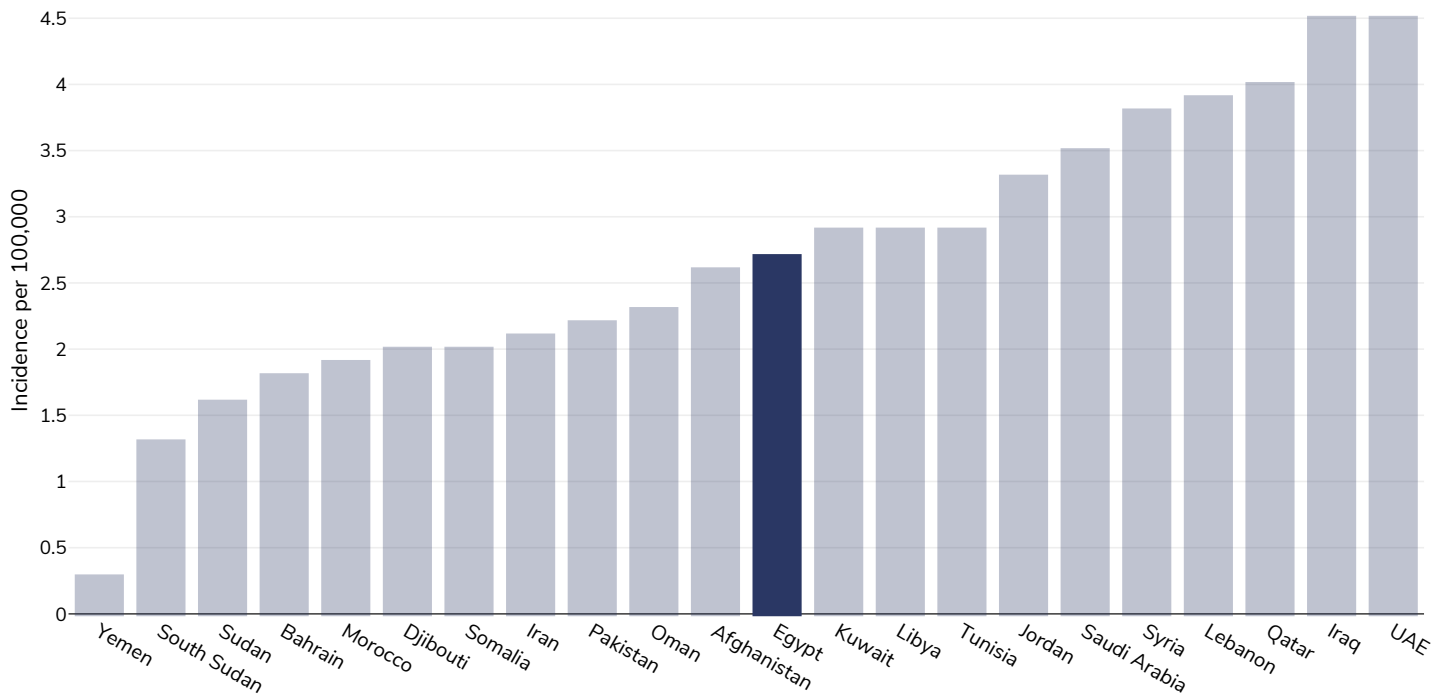
Age: 20+

Area covered: National

References: Ferlay J, Ervik M, Lam F, Colombet M, Mery L, Piñeros M, Znaor A, Soerjomataram I, Bray F (2020). Global Cancer Observatory: Cancer Today. Lyon, France: International Agency for Research on Cancer. Available from: <https://gco.iarc.fr/today>, accessed 10.01.2119

Definitions: Age-standardized incidence rates per 100 000

## Women, 2020



Age: 20+

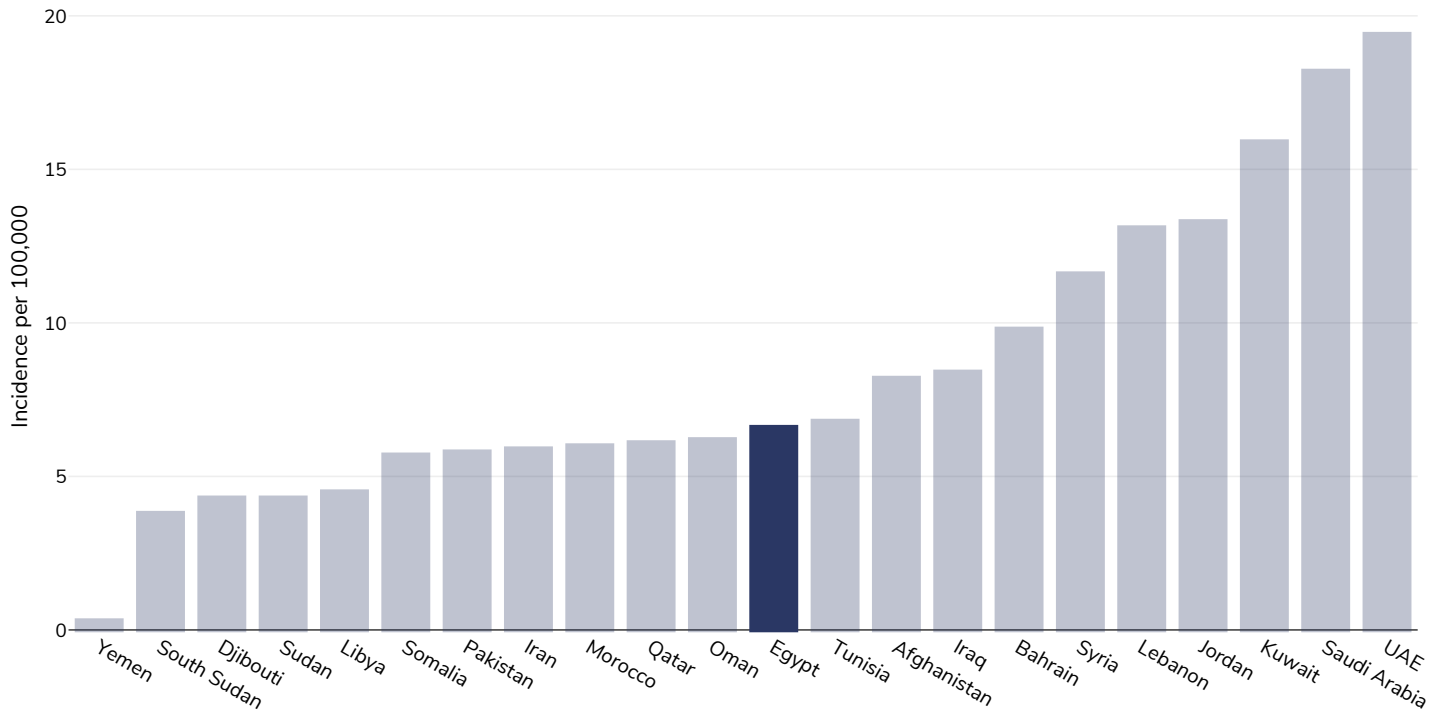
Area covered: National

References: Ferlay J, Ervik M, Lam F, Colombet M, Mery L, Piñeros M, Znaor A, Soerjomataram I, Bray F (2020). Global Cancer Observatory: Cancer Today. Lyon, France: International Agency for Research on Cancer. Available from: <https://gco.iarc.fr/today>, accessed 10.01.2119

Definitions: Age-standardized incidence rates per 100 000

## Cancer of the uterus

### Women, 2020



Age: 20+

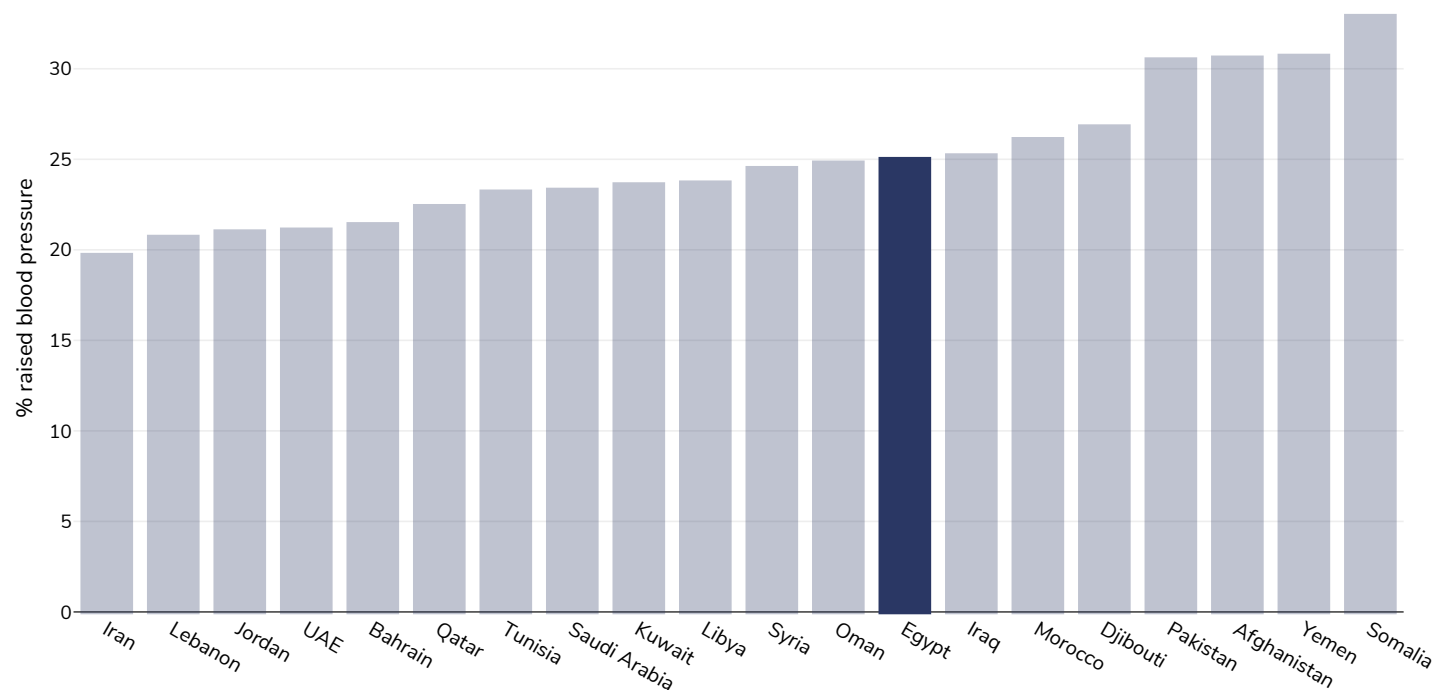
Area covered: National

References: Ferlay J, Ervik M, Lam F, Colombet M, Mery L, Piñeros M, Znaor A, Soerjomataram I, Bray F (2020). Global Cancer Observatory: Cancer Today. Lyon, France: International Agency for Research on Cancer. Available from: <https://gco.iarc.fr/today>, accessed 10.01.2119

Definitions: Age-standardized incidence rates per 100 000

## Raised blood pressure

Adults, 2015



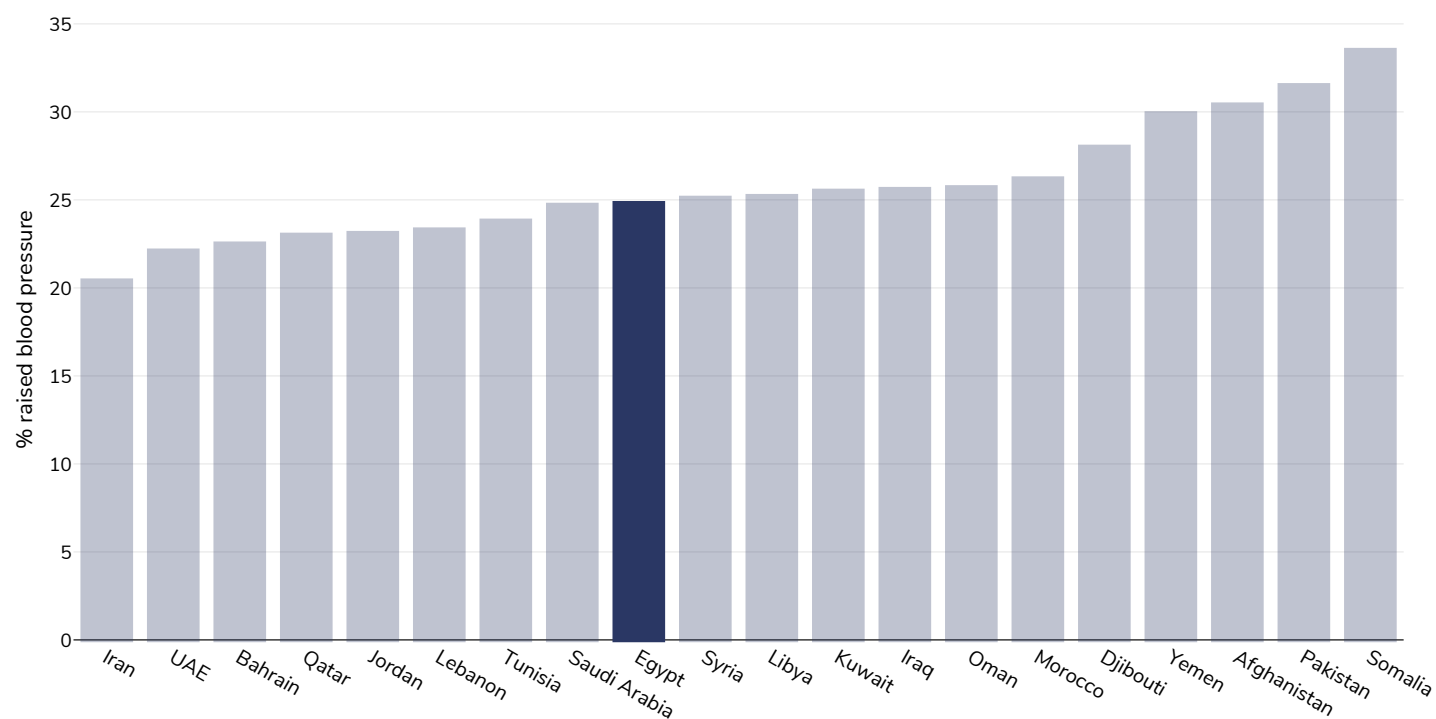
References:

Global Health Observatory data repository, World Health Organisation,  
<http://apps.who.int/gho/data/node.main.A875?lang=en>

Definitions:

Age Standardised estimated % Raised blood pressure 2015 (SBP $\geq$ 140 OR DBP $\geq$ 90).

## Men, 2015



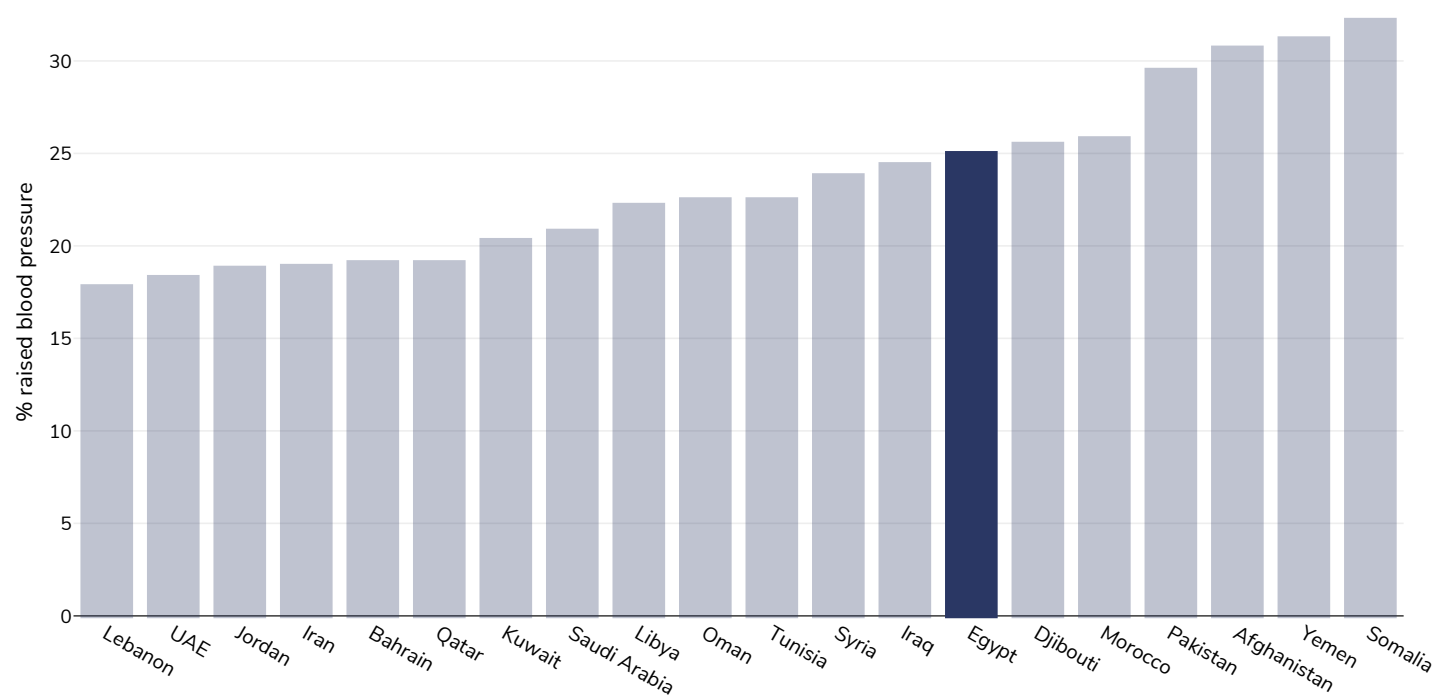
References:

Global Health Observatory data repository, World Health Organisation,  
<http://apps.who.int/gho/data/node.main.A875?lang=en>

Definitions:

Age Standardised estimated % Raised blood pressure 2015 (SBP $\geq$ 140 OR DBP $\geq$ 90).

## Women, 2015



References:

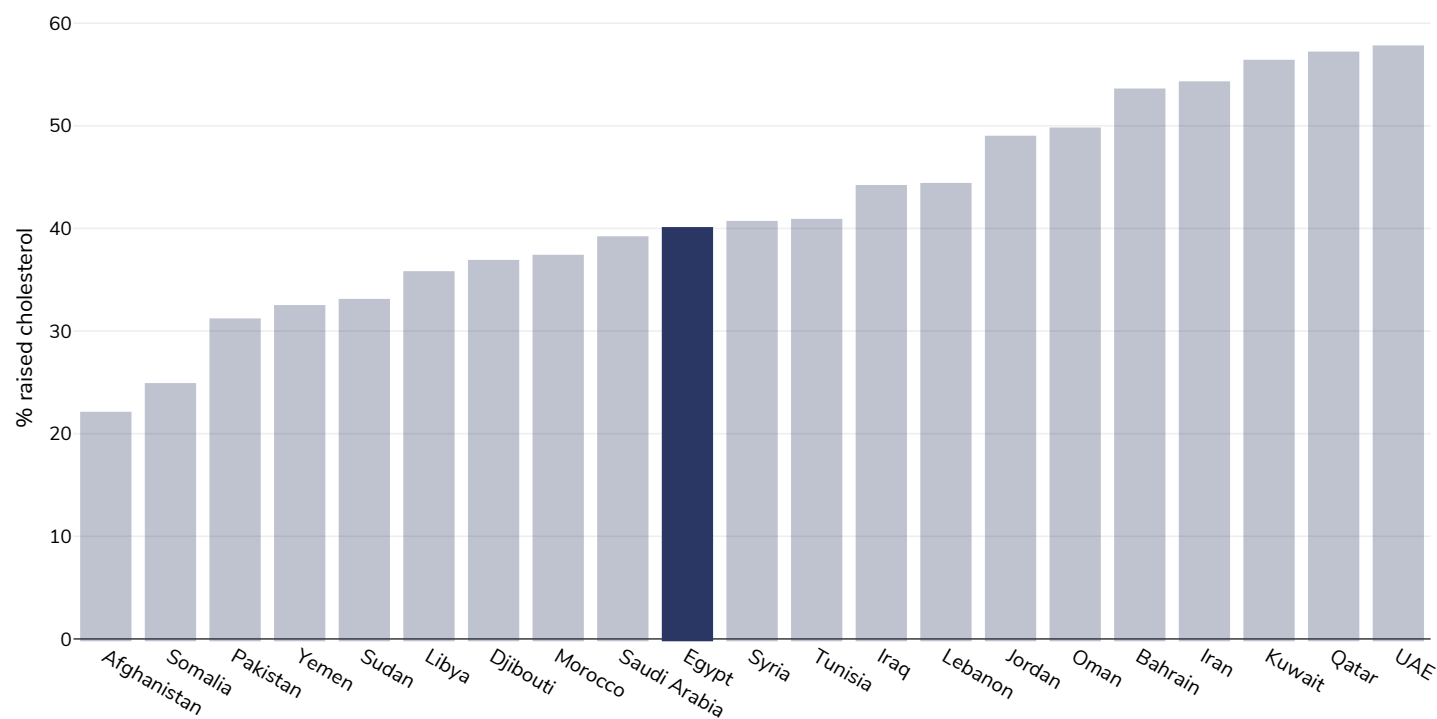
Global Health Observatory data repository, World Health Organisation,  
<http://apps.who.int/gho/data/node.main.A875?lang=en>

Definitions:

Age Standardised estimated % Raised blood pressure 2015 (SBP $\geq$ 140 OR DBP $\geq$ 90).

## Raised cholesterol

### Adults, 2008



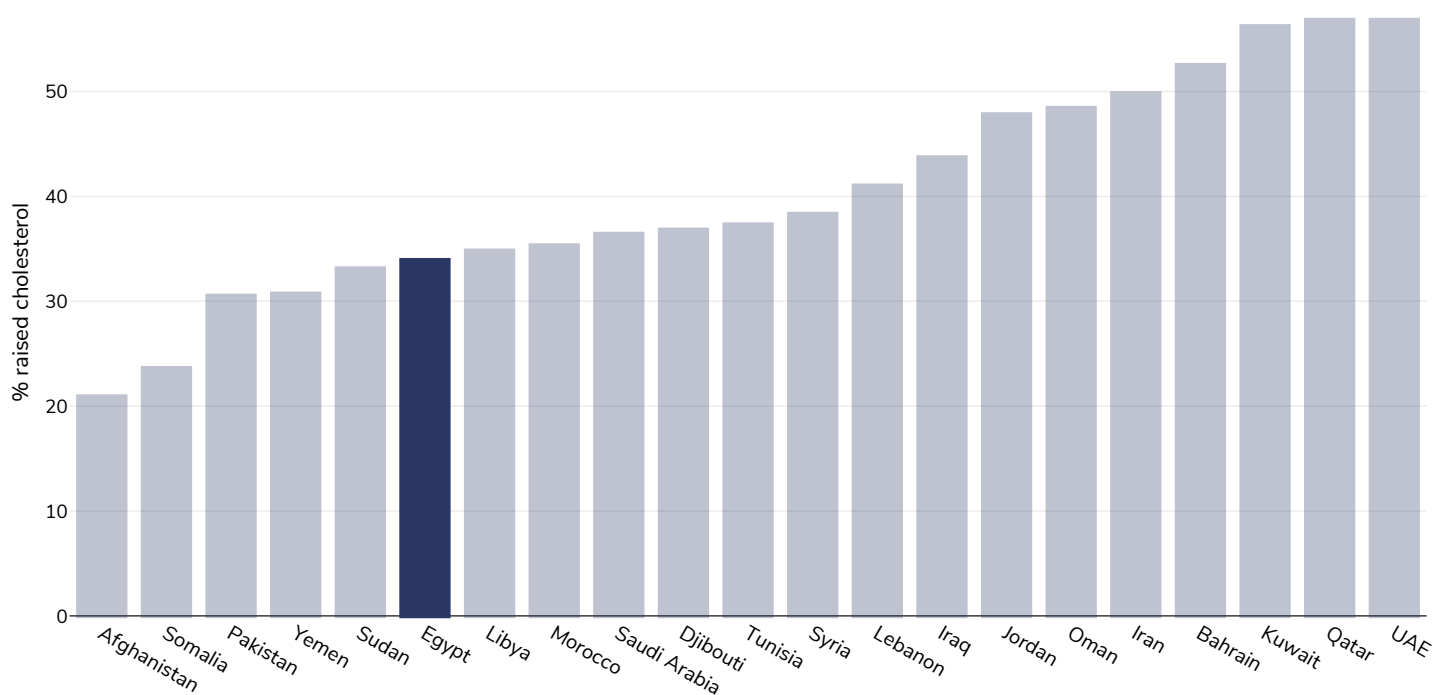
References:

Global Health Observatory data repository, World Health Organisation,  
<http://apps.who.int/gho/data/node.main.A885>

Definitions:

% Raised total cholesterol ( $\geq 5.0$  mmol/L) (age-standardized estimate).

## Men, 2008



References:

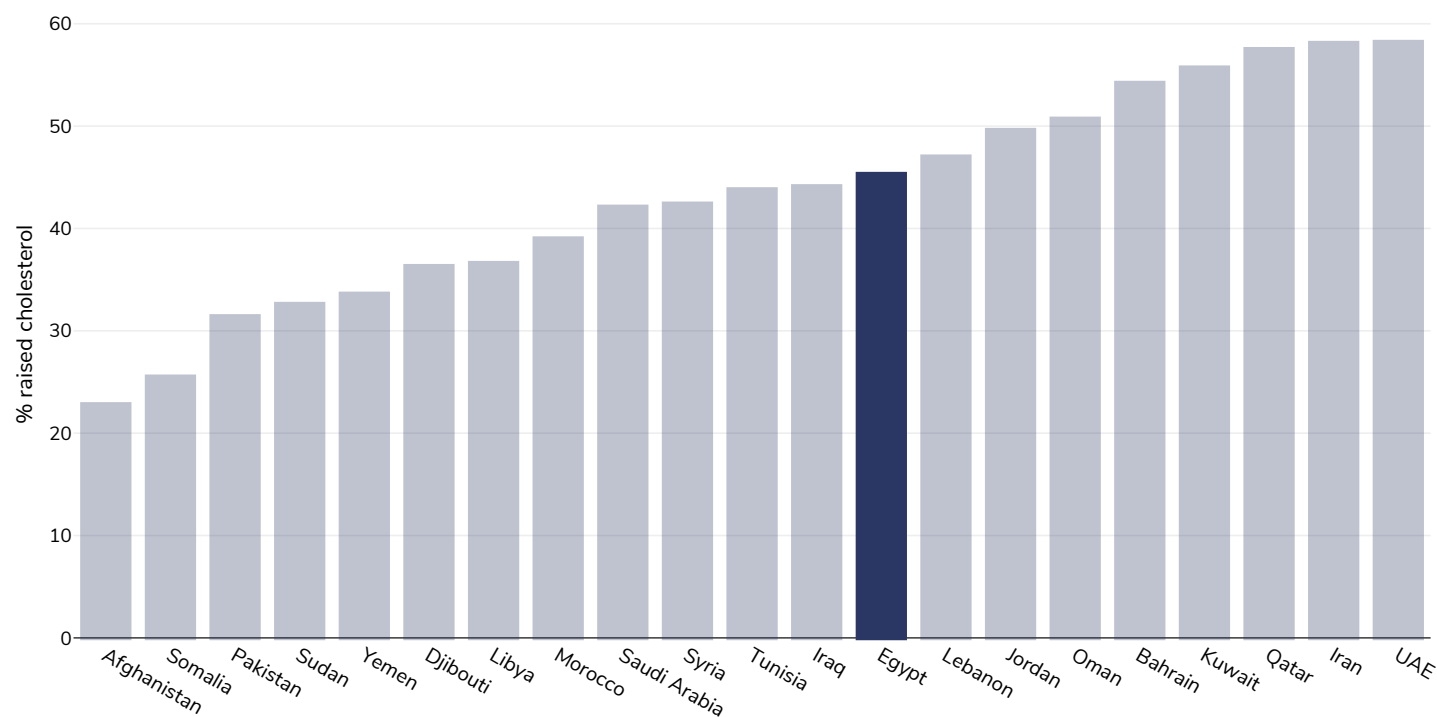
Global Health Observatory data repository, World Health Organisation,  
<http://apps.who.int/gho/data/node.main.A885>

Definitions:

% Raised total cholesterol ( $\geq 5.0$  mmol/L) (age-standardized estimate).



## Women, 2008



References:

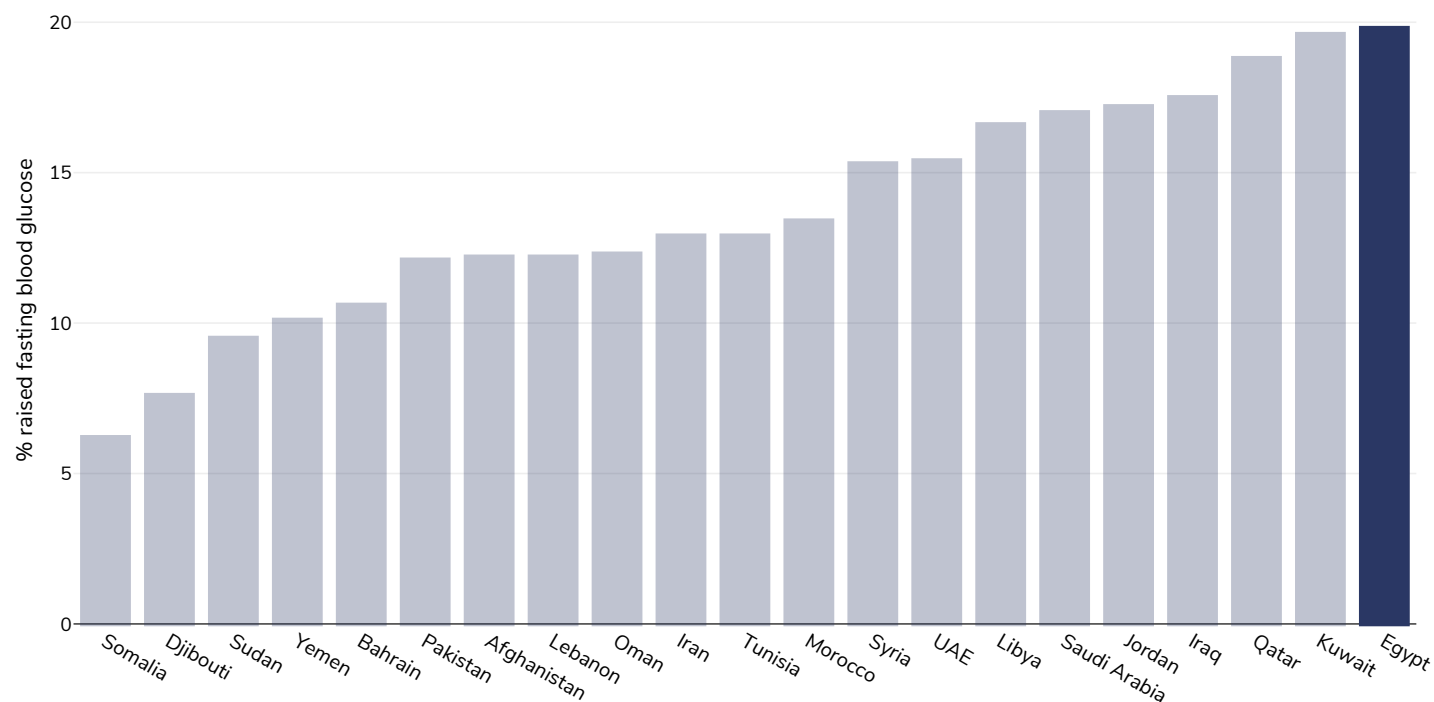
Global Health Observatory data repository, World Health Organisation,  
<http://apps.who.int/gho/data/node.main.A885>

Definitions:

% Raised total cholesterol ( $\geq 5.0$  mmol/L) (age-standardized estimate).

## Raised fasting blood glucose

Men, 2014



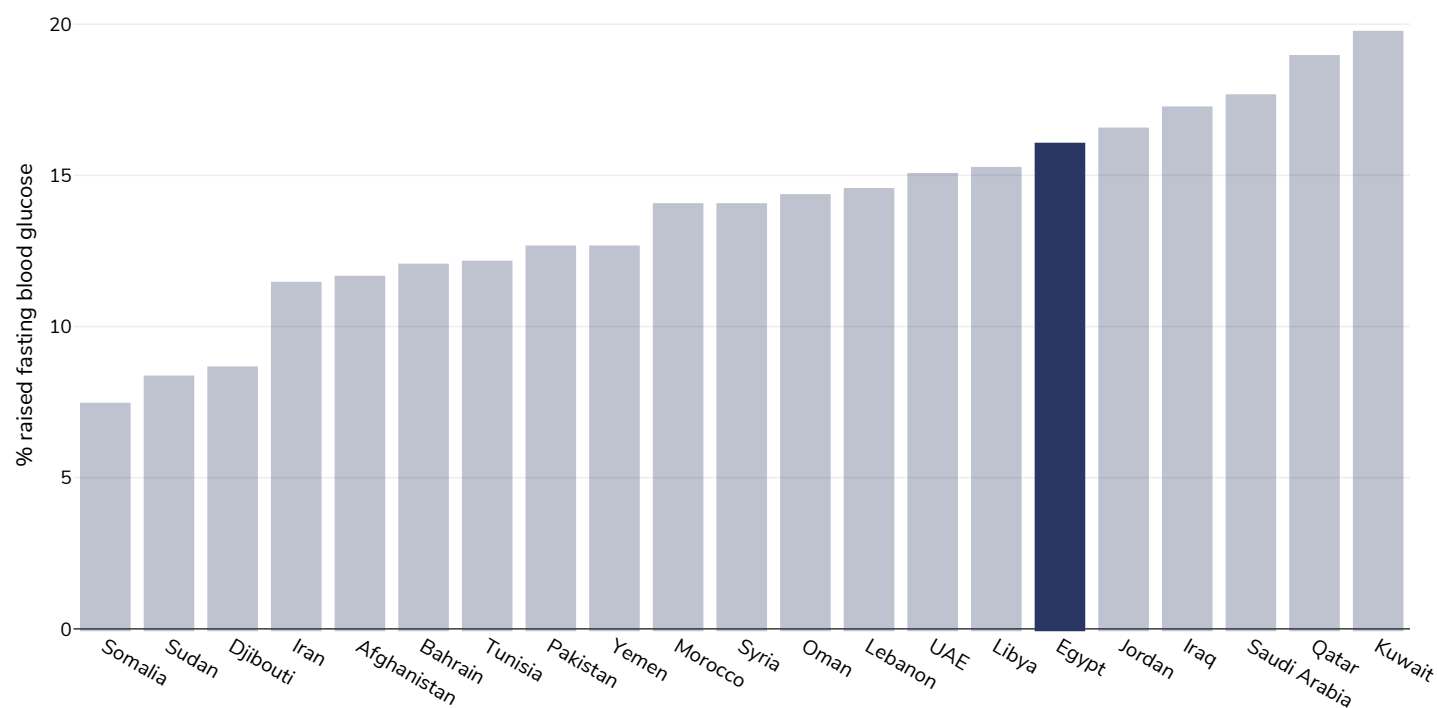
References:

Global Health Observatory data repository, World Health Organisation,  
<http://apps.who.int/gho/data/node.main.A869?lang=en>

Definitions:

Age Standardised % raised fasting blood glucose ( $\geq 7.0$  mmol/L or on medication).

## Women, 2014



References:

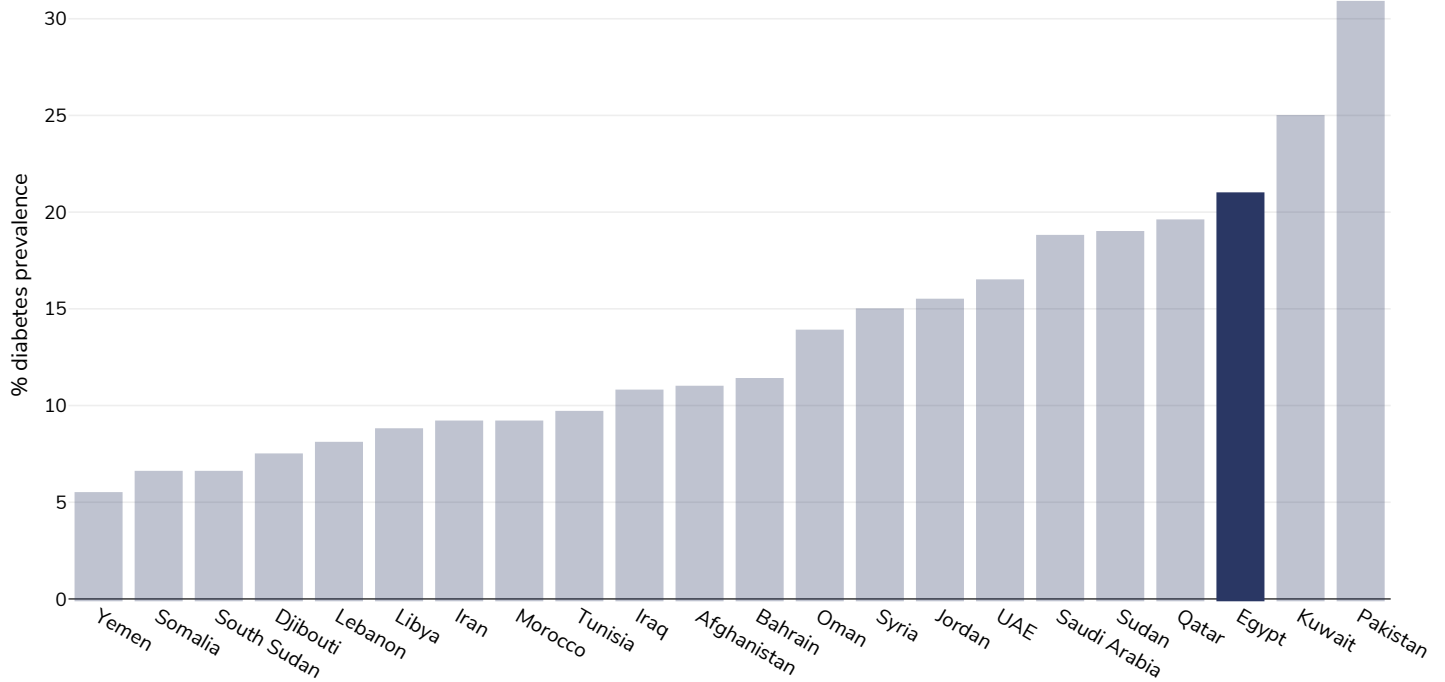
Global Health Observatory data repository, World Health Organisation,  
<http://apps.who.int/gho/data/node.main.A869?lang=en>

Definitions:

Age Standardised % raised fasting blood glucose ( $\geq 7.0$  mmol/L or on medication).

## Diabetes prevalence

### Adults, 2021



Age: 20-79

Area covered: National

References: Reproduced with kind permission International Diabetes Federation. IDF Diabetes Atlas, 10th edn. Brussels, Belgium:International Diabetes Federation, 2021. <http://www.diabetesatlas.org>

Definitions: Age-adjusted comparative prevalence of diabetes, %

## Contextual factors

**Disclaimer:** These contextual factors should be interpreted with care. Results are updated as regularly as possible and use very specific criteria. The criteria used and full definitions are available for download at the bottom of this page.



### Labelling

Is there mandatory nutrition labelling?	X
Front-of-package labelling?	X
Back-of-pack nutrition declaration?	?
Color coding?	X
Warning label?	X



## Regulation and marketing

<b>Are there fiscal policies on unhealthy products?</b>	<b>X</b>
Tax on unhealthy foods?	X
Tax on unhealthy drinks?	X
<b>Are there fiscal policies on healthy products?</b>	<b>X</b>
Subsidy on fruits?	X
Subsidy on vegetables?	X
Subsidy on other healthy products?	X
<b>Mandatory limit or ban of trans fat (all settings)?</b>	<b>X</b>
Mandatory limit of trans fats in place (all settings)?	X
Ban on trans-fats or phos in place (all settings)?	X
<b>Are there any mandatory policies/marketing restrictions on the promotion of unhealthy food/drinks to children?</b>	<b>X</b>
Mandatory restriction on broadcast media?	X
Mandatory restriction on non-broadcast media?	X
Voluntary policies/marketing restrictions on the promotion of unhealthy food/drinks to children?	X
<b>Are there mandatory standards for food in schools?</b>	<b>X</b>
<b>Are there any mandatory nutrient limits in any manufactured food products?</b>	<b>X</b>
<b>Nutrition standards for public sector procurement?</b>	<b>X</b>



## Political will and support

<b>National obesity strategy or nutrition and physical activity national strategy?</b>	<b>✗</b>
National obesity strategy?	✗
National childhood obesity strategy?	✗
Comprehensive nutrition strategy?	✓
Comprehensive physical activity strategy?	✗
<b>Evidence-based dietary guidelines and/or RDAs?</b>	<b>✗</b>
National target(s) on reducing obesity?	✓
Guidelines/policy on obesity treatment?	✗
Promotion of breastfeeding?	✓



## Monitoring and surveillance

<b>Monitoring of the prevalence and incidence for the main obesity-related NCDs and risk factors?</b>	<b>✓</b>
Within 5 years?	✓



## Governance and resource

<b>Multi-sectoral national co-ordination mechanism for obesity or nutrition (including obesity)?</b>	<b>✗</b>
--	----------

### Key

Present    
 Present (voluntary)    
 Incoming    
 Absent    
 Unknown

Last updated September 13, 2022

PDF created on May 18, 2024