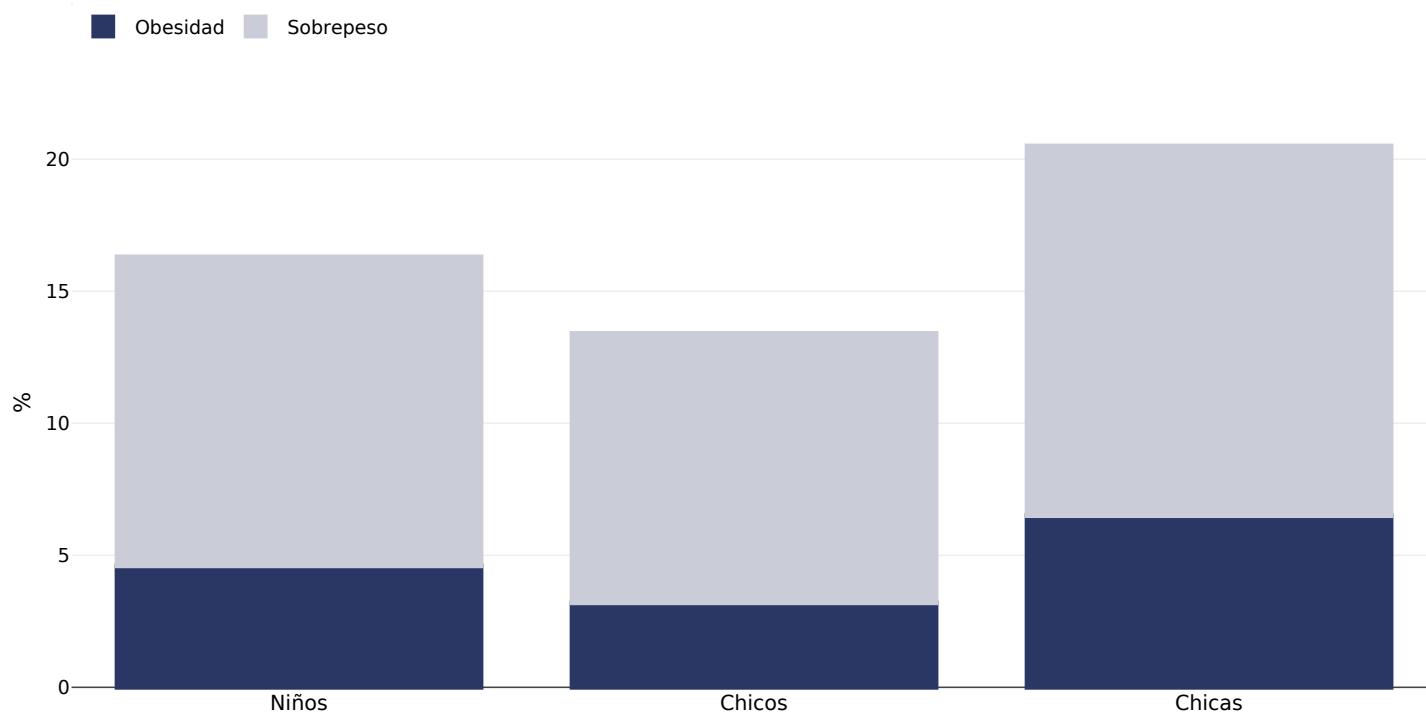


Report card Yibuti



Prevalencia de obesidad

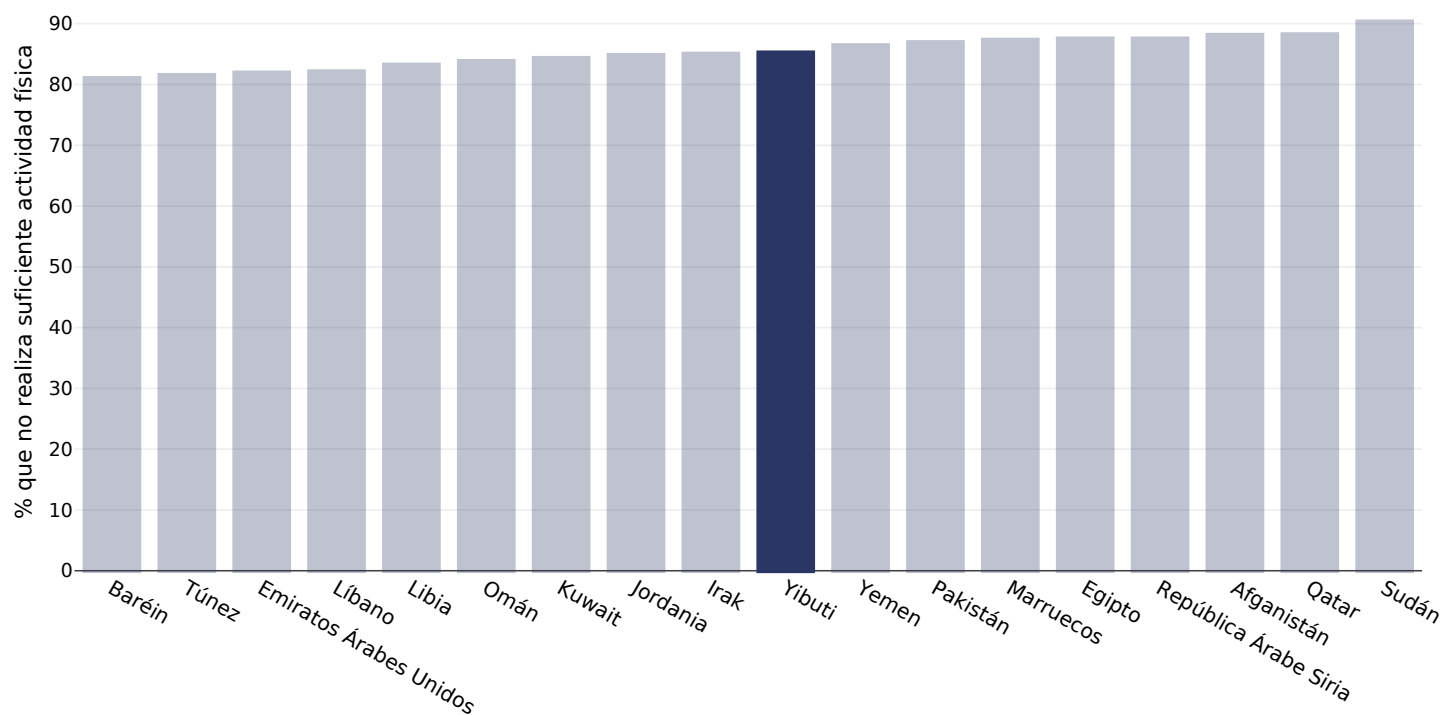
Niños, 2007



Tipo de encuesta:	Autodeclarado
Edad:	13-15
Tamaño de la muestra:	1777
Zona abarcada:	Nacional
Referencias:	Global School-based Student Health Survey (GSHS), available at https://www.who.int/ncds/surveillance/gshs/Djibouti_2007_Fact_Sheet.pdf (last accessed 24.09.20)
Cutoffs:	WHO

Actividad física insuficiente

Niños, 2016



Tipo de encuesta: Autodeclarado

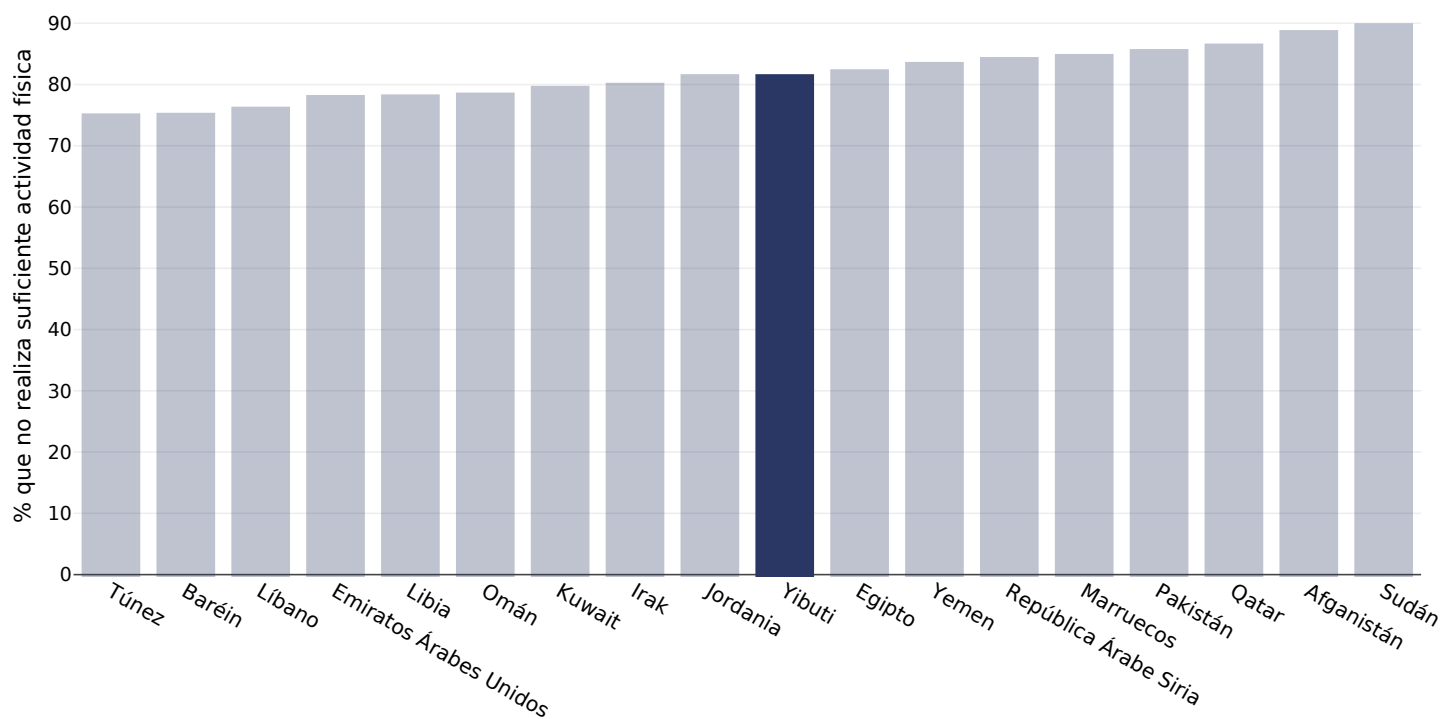
Edad: 11-17

Referencias: Global Health Observatory data repository, World Health Organisation, <https://apps.who.int/gho/data/node.main.A893ADO?lang=en> (last accessed 16.03.21)

Notas: % of school going adolescents not meeting WHO recommendations on Physical Activity for Health, i.e. doing less than 60 minutes of moderate- to vigorous-intensity physical activity daily.

Definiciones (solo disponible en inglés): % Adolescents insufficiently active (age standardised estimate)

Chicos, 2016



Tipo de encuesta:

Autodeclarado

Edad:

11-17

Referencias:

Global Health Observatory data repository, World Health Organisation, <https://apps.who.int/gho/data/node.main.A893ADO?lang=en> (last accessed 16.03.21)

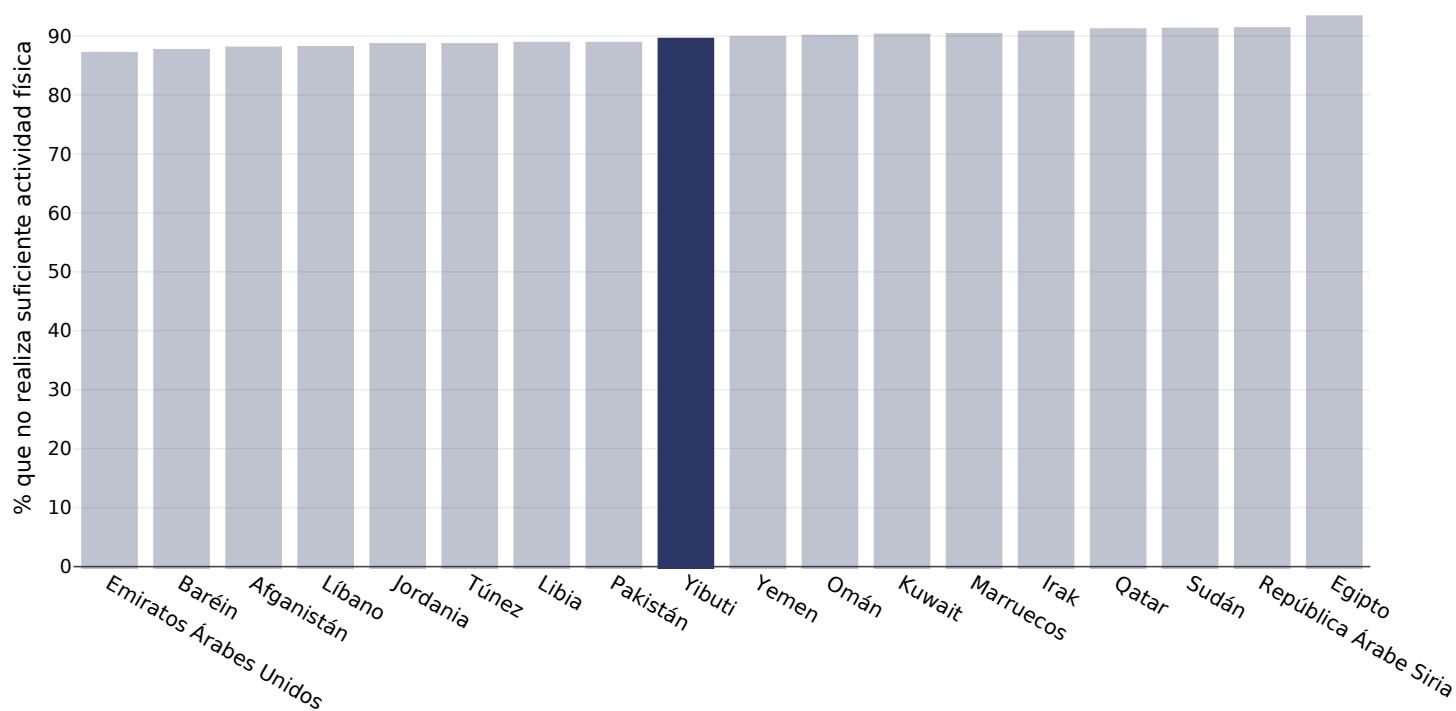
Notas:

% of school going adolescents not meeting WHO recommendations on Physical Activity for Health, i.e. doing less than 60 minutes of moderate- to vigorous-intensity physical activity daily.

Definiciones (solo disponible en inglés):

% Adolescents insufficiently active (age standardised estimate)

Chicas, 2016



Tipo de encuesta: Autodeclarado

Edad: 11-17

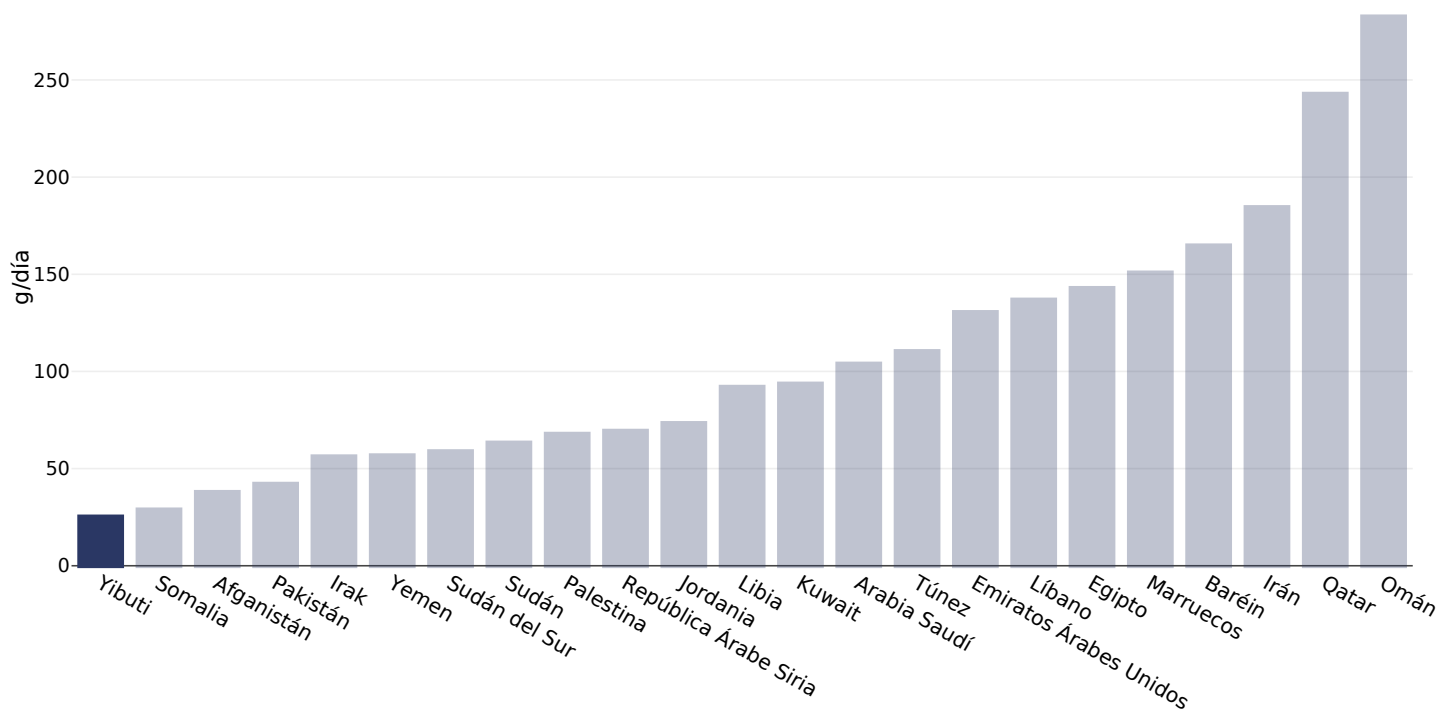
Referencias: Global Health Observatory data repository, World Health Organisation, <https://apps.who.int/gho/data/node.main.A893ADO?lang=en> (last accessed 16.03.21)

Notas: % of school going adolescents not meeting WHO recommendations on Physical Activity for Health, i.e. doing less than 60 minutes of moderate- to vigorous-intensity physical activity daily.

Definiciones (solo disponible en inglés): % Adolescents insufficiently active (age standardised estimate)

Estimated per capita fruit intake

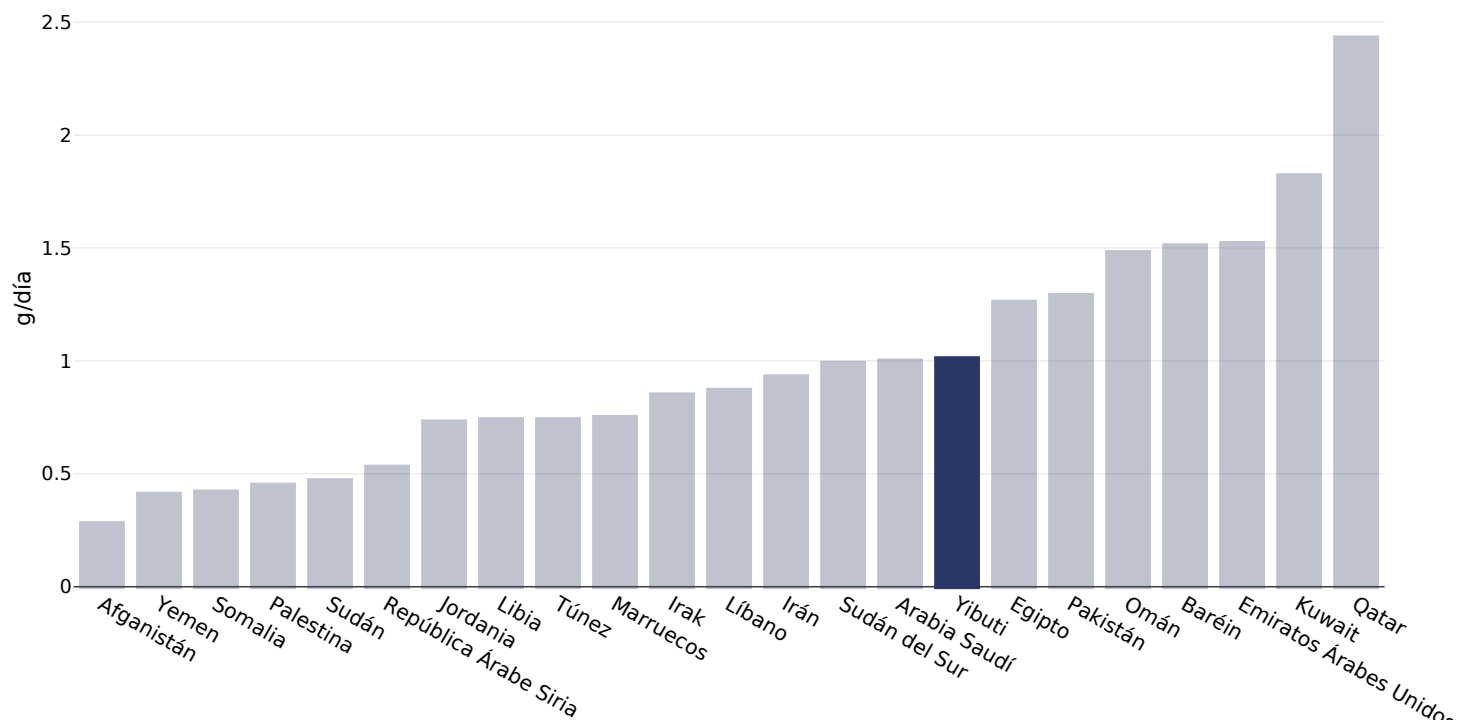
Adultos, 2017



Tipo de encuesta:	Medido
Edad:	25+
Referencias:	Global Burden of Disease, the Institute for Health Metrics and Evaluation http://ghdx.healthdata.org/
Definiciones (solo disponible en inglés):	Estimated per-capita fruit intake (g/day)

Ingesta estimada de carne procesada per cápita

Adultos, 2017



Tipo de encuesta:

Medido

Edad:

25+

Referencias:

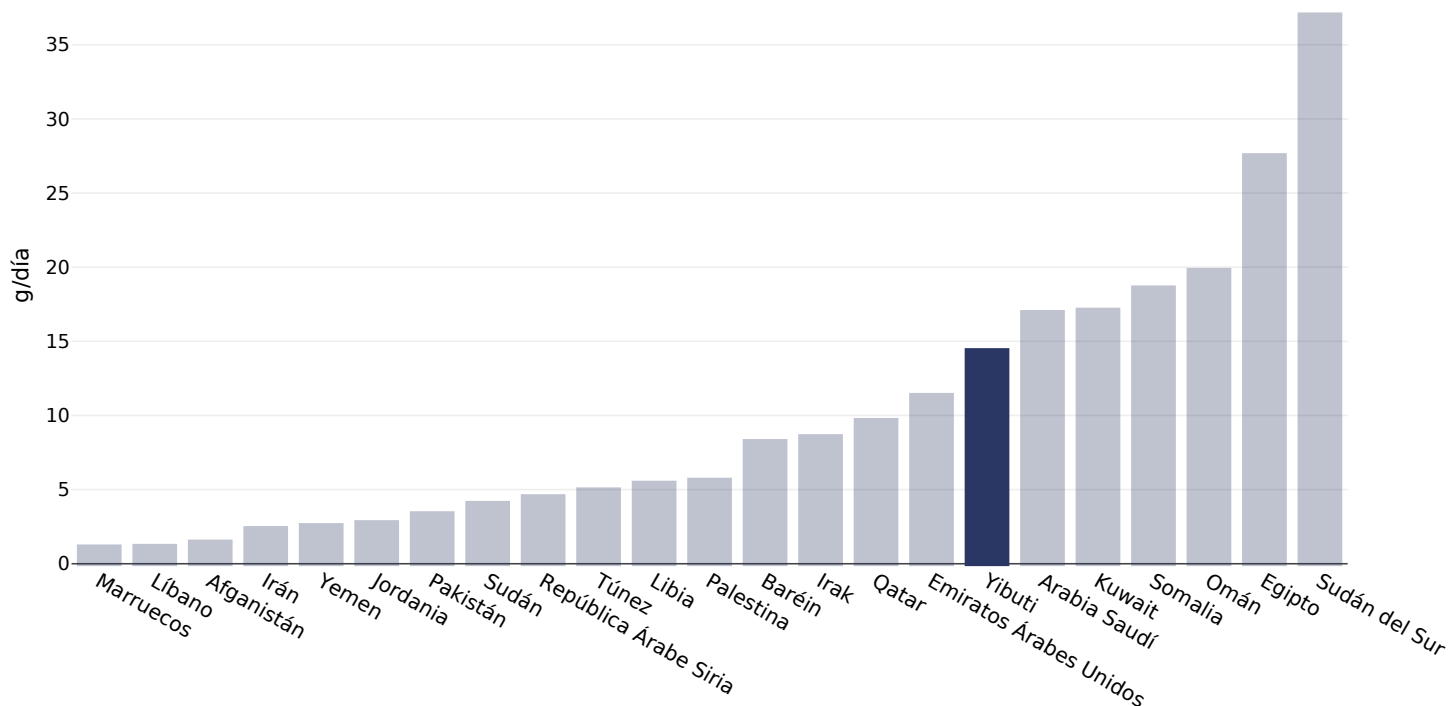
Global Burden of Disease, the Institute for Health Metrics and Evaluation <http://ghdx.healthdata.org/>

Definiciones (solo disponible en inglés):

Estimated per-capita processed meat intake (g per day)

Estimated per capita whole grains intake

Adultos, 2017



Tipo de encuesta:

Medido

Edad:

25+

Referencias:

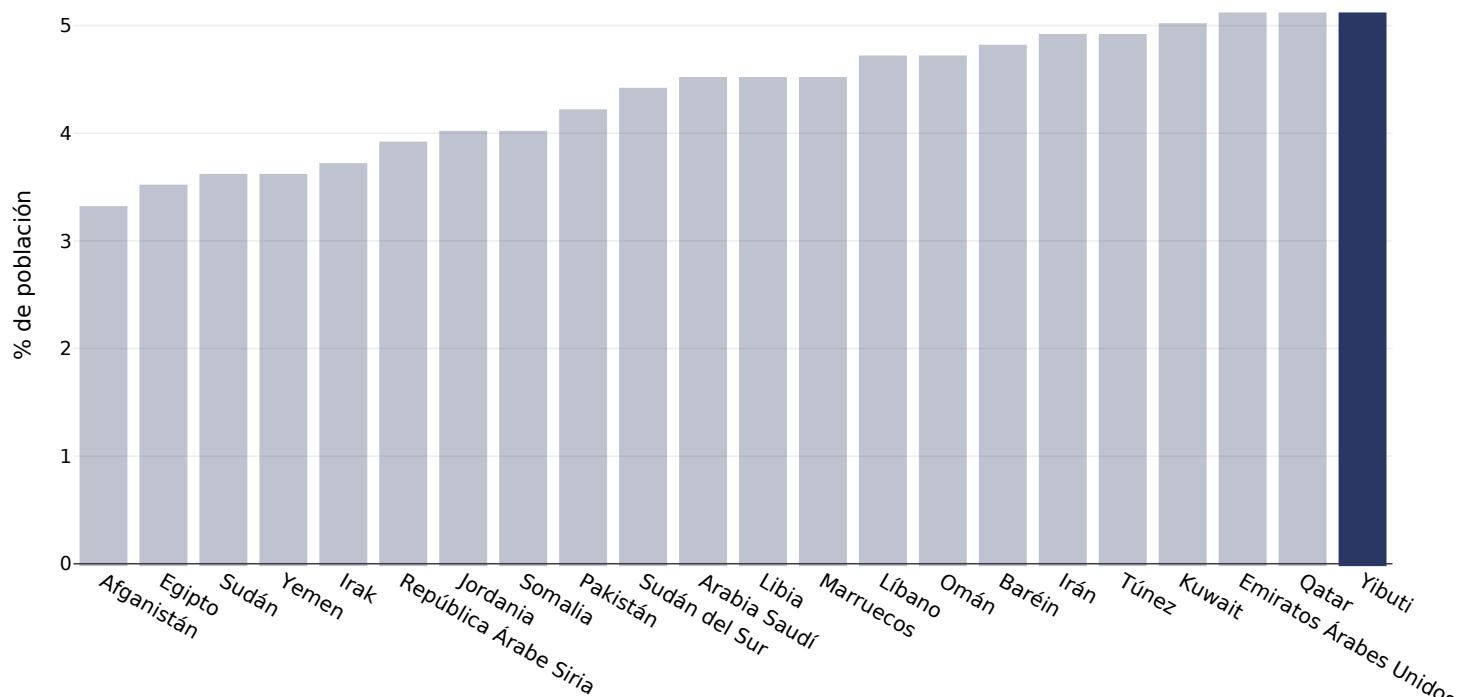
Global Burden of Disease, the Institute for Health Metrics and Evaluation <http://ghdx.healthdata.org/>

Definiciones (solo disponible en inglés):

Estimated per-capita whole grains intake (g/day)

Salud mental: trastornos de depresión

Adultos, 2015



Referencias:

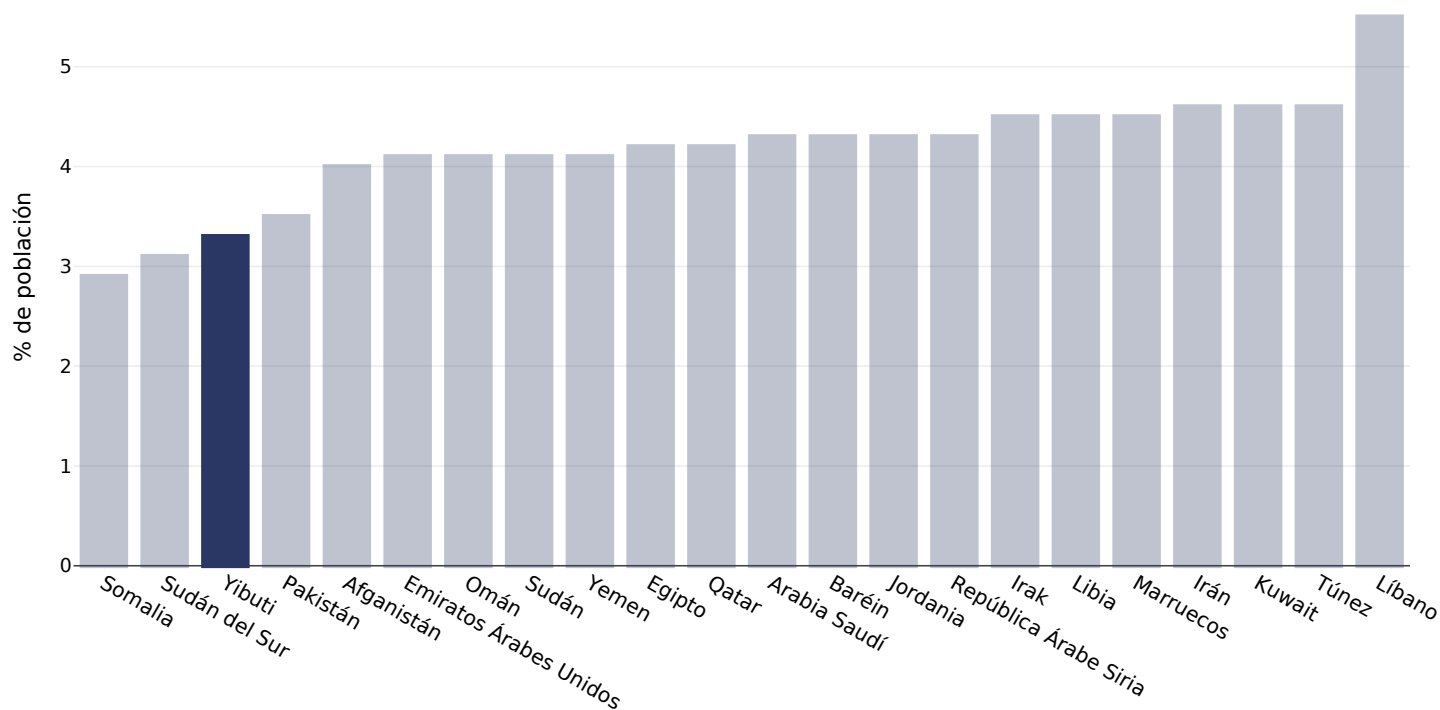
Prevalence data from Global Burden of Disease study 2015 (<http://ghdx.healthdata.org>) published in: Depression and Other Common Mental Disorders: Global Health Estimates. Geneva:World Health Organization; 2017. Licence: CC BY-NC-SA 3.0 IGO.

Definiciones (solo disponible en inglés):

% of population with depression disorders

Salud mental: trastornos de ansiedad

Adultos, 2015



Referencias:

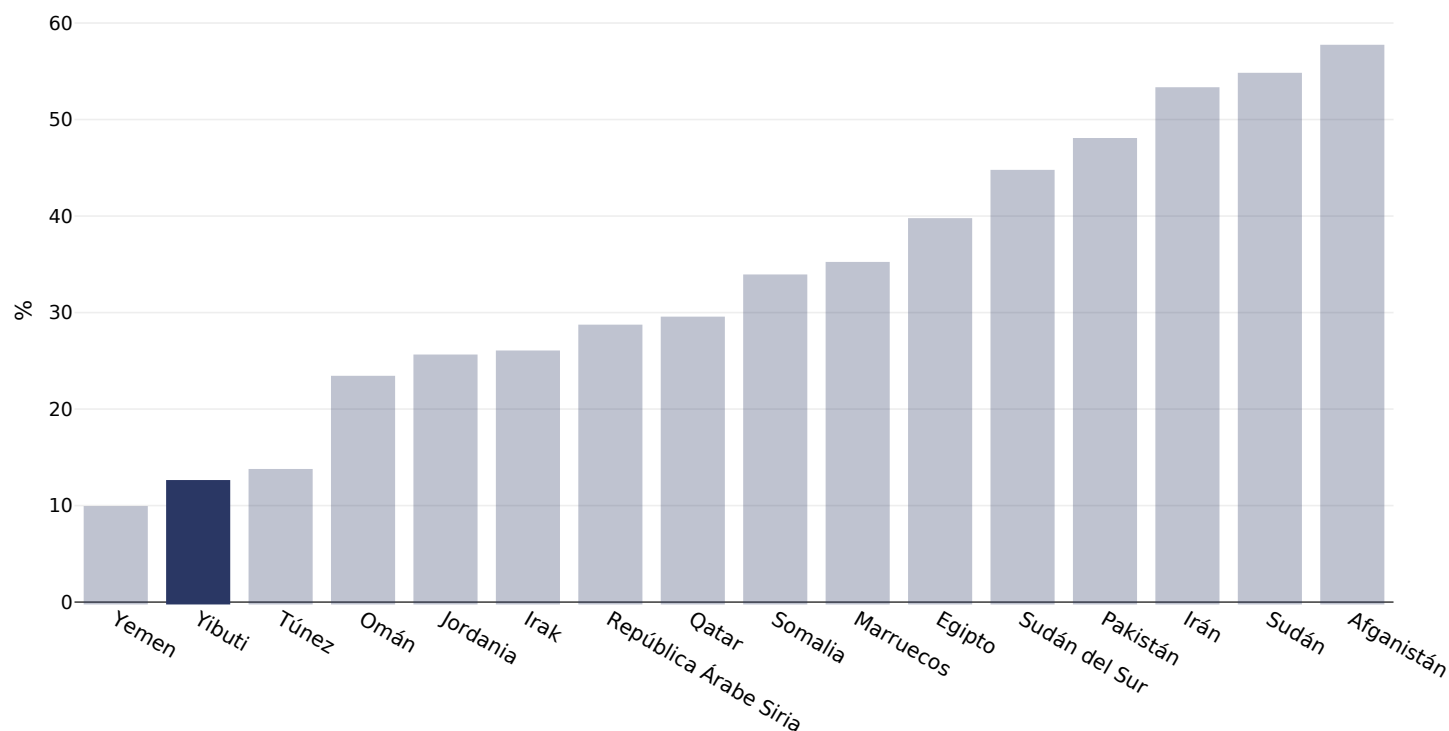
Prevalence data from Global Burden of Disease study 2015 (<http://ghdx.healthdata.org>) published in: Depression and Other Common Mental Disorders: Global Health Estimates. Geneva:World Health Organization; 2017. Licence: CC BY-NC-SA 3.0 IGO.

Definiciones (solo disponible en inglés):

% of population with anxiety disorders

% de los lactantes se alimentan exclusivamente de leche materna 0-5 meses

Niños, 2010-2019



Zona abarcada:

Nacional

Referencias:

Deuxieme Enquete Djiboutienne sur la Sante de la Famille EDSF PAPFAM 2012

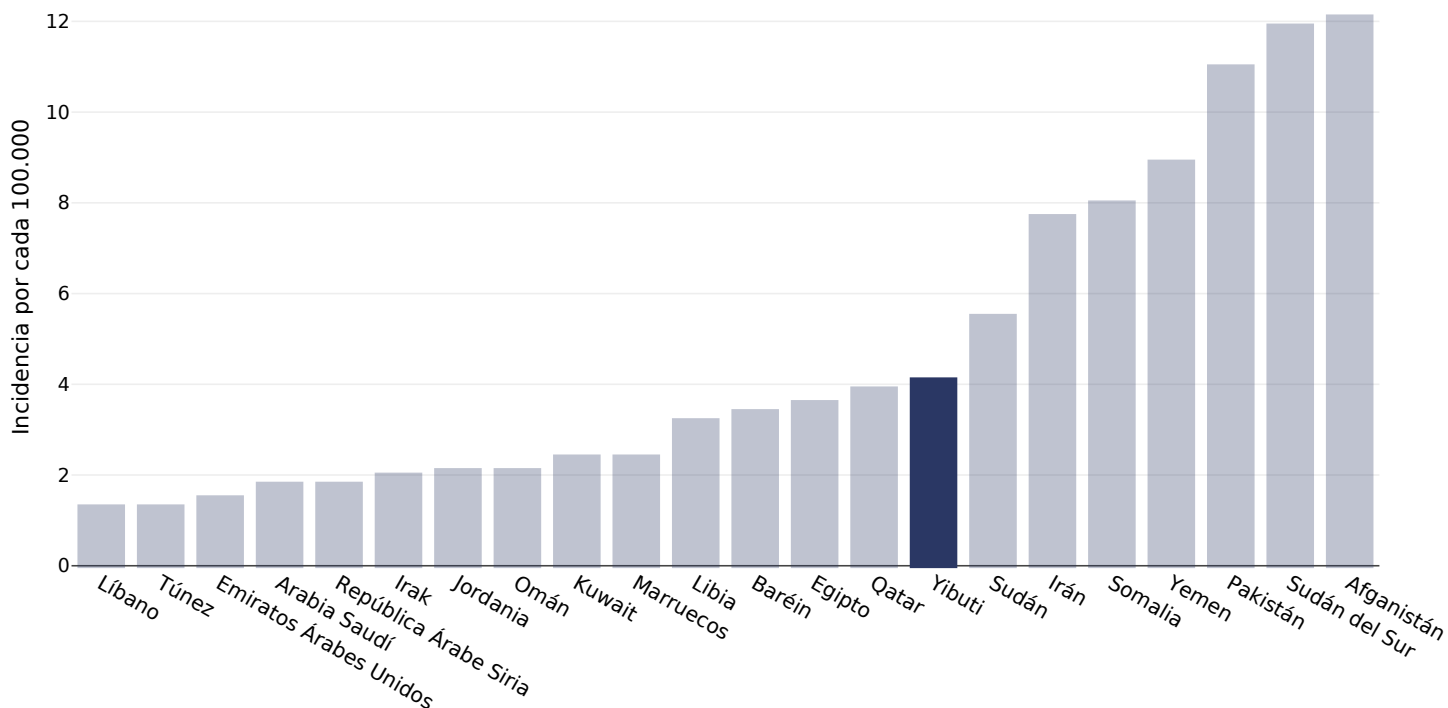
Notas: See UNICEF website for further survey information. Available at : <https://data.unicef.org/resources/dataset/infant-young-child-feeding/> (last accessed 28.9.21) Citation: United Nations Children's Fund, Division of Data, Analysis, Planning and Monitoring (2021). Global UNICEF Global Databases: Infant and Young Child Feeding: Exclusive breastfeeding, New York, September 2021.

Definiciones (solo disponible en inglés):

% exclusively breastfed 0-5 months

Cáncer de esófago

Hombres, 2020



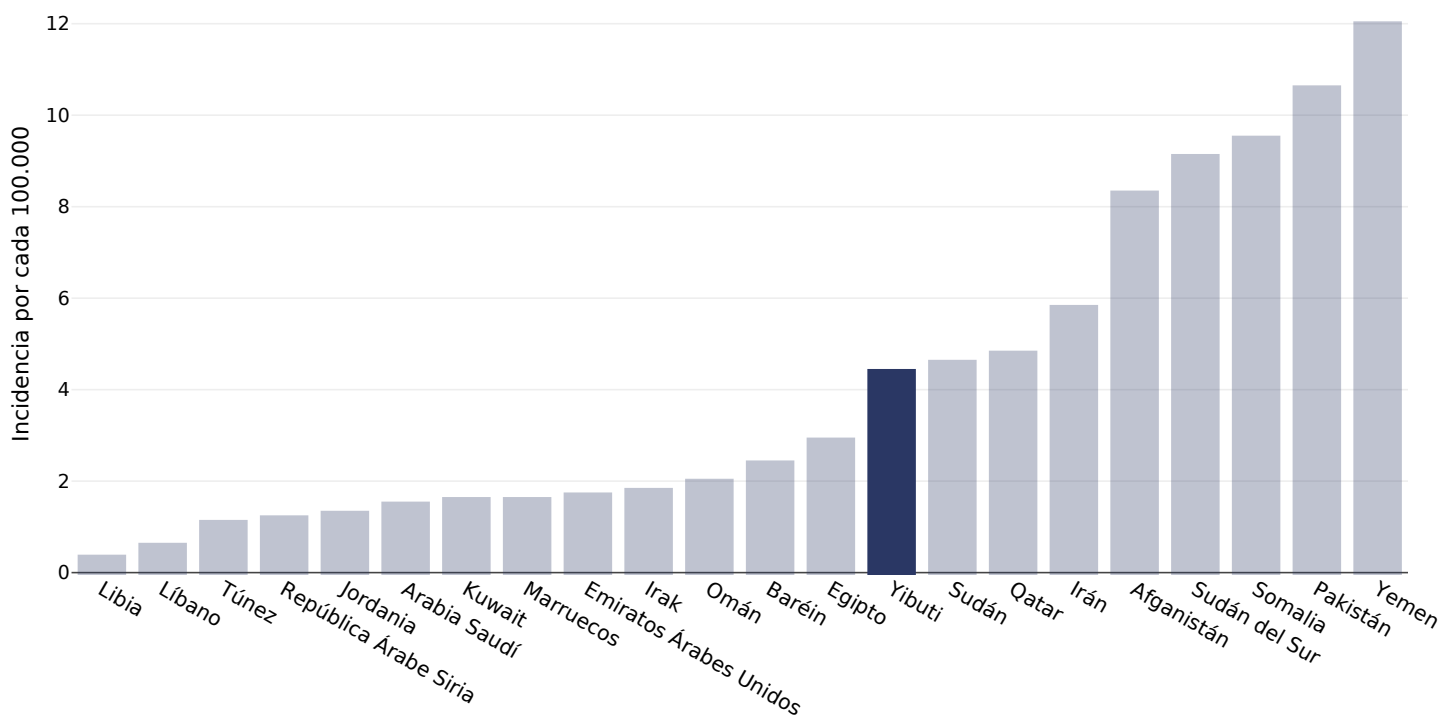
Edad: 20+

Zona abarcada: Nacional

Referencias: Ferlay J, Ervik M, Lam F, Colombet M, Mery L, Piñeros M, Znaor A, Soerjomataram I, Bray F (2020). Global Cancer Observatory: Cancer Today. Lyon, France: International Agency for Research on Cancer. Available from: <https://gco.iarc.fr/today>, accessed 10.01.2113

Definiciones (solo disponible en inglés): Age-standardized incidence rates per 100 000

Mujeres, 2020



Edad: 20+

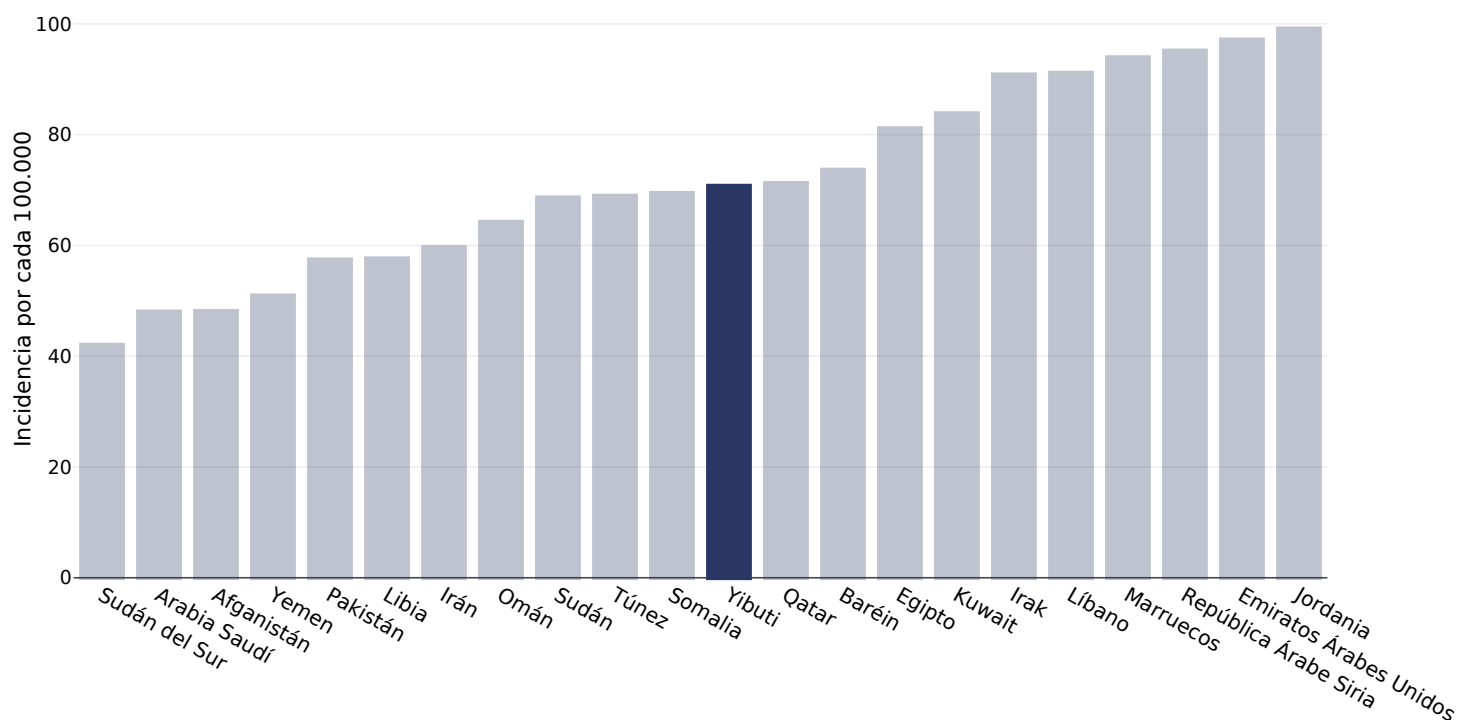
Zona abarcada: Nacional

Referencias: Ferlay J, Ervik M, Lam F, Colombet M, Mery L, Piñeros M, Znaor A, Soerjomataram I, Bray F (2020). Global Cancer Observatory: Cancer Today. Lyon, France: International Agency for Research on Cancer. Available from: <https://gco.iarc.fr/today>, accessed 10.01.2113

Definiciones (solo disponible en inglés): Age-standardized incidence rates per 100 000

Cáncer de mama

Mujeres, 2020



Edad: 20+

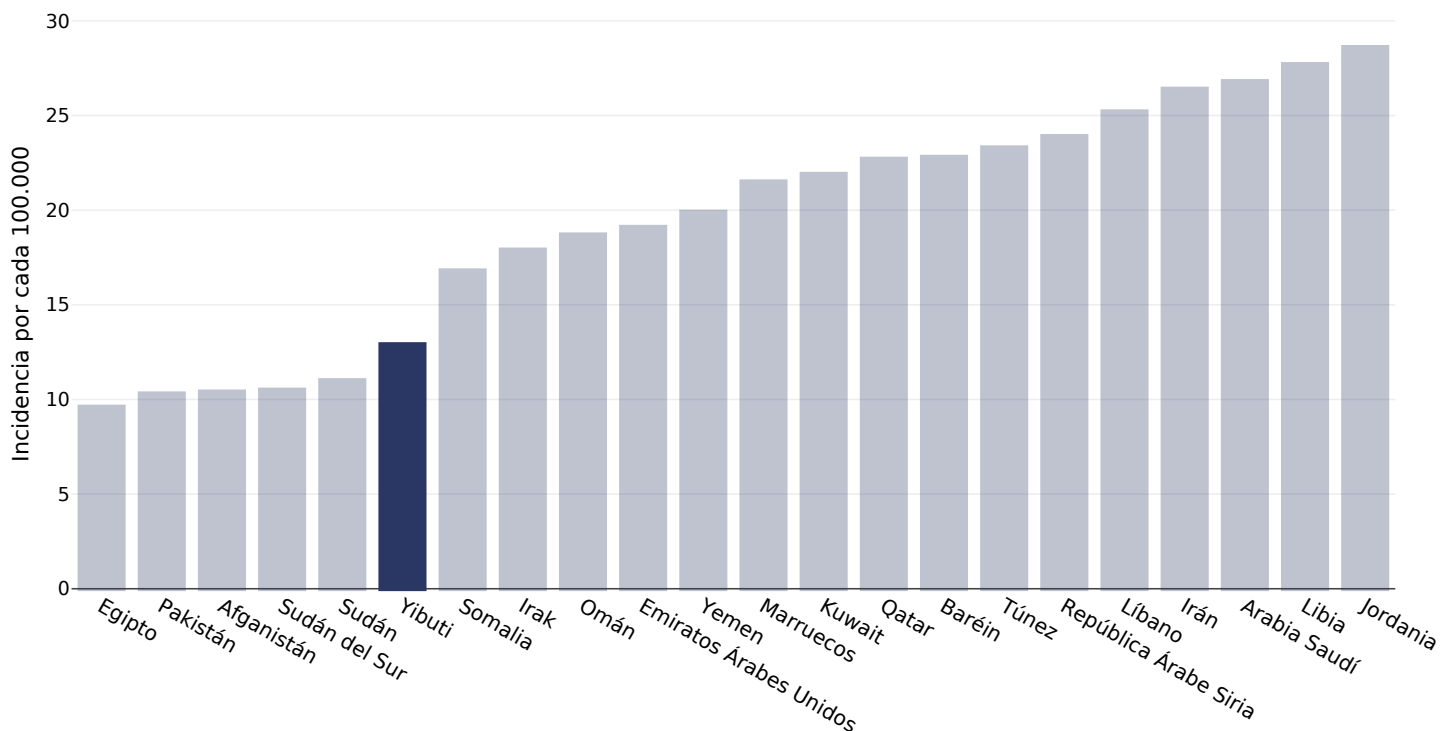
Zona abarcada: Nacional

Referencias: Ferlay J, Ervik M, Lam F, Colombet M, Mery L, Piñeros M, Znaor A, Soerjomataram I, Bray F (2020). Global Cancer Observatory: Cancer Today. Lyon, France: International Agency for Research on Cancer. Available from: <https://gco.iarc.fr/today>, accessed 10.01.2113

Definiciones (solo disponible en inglés): Age-standardized incidence rates per 100 000

Cáncer colorrectal

Hombres, 2020



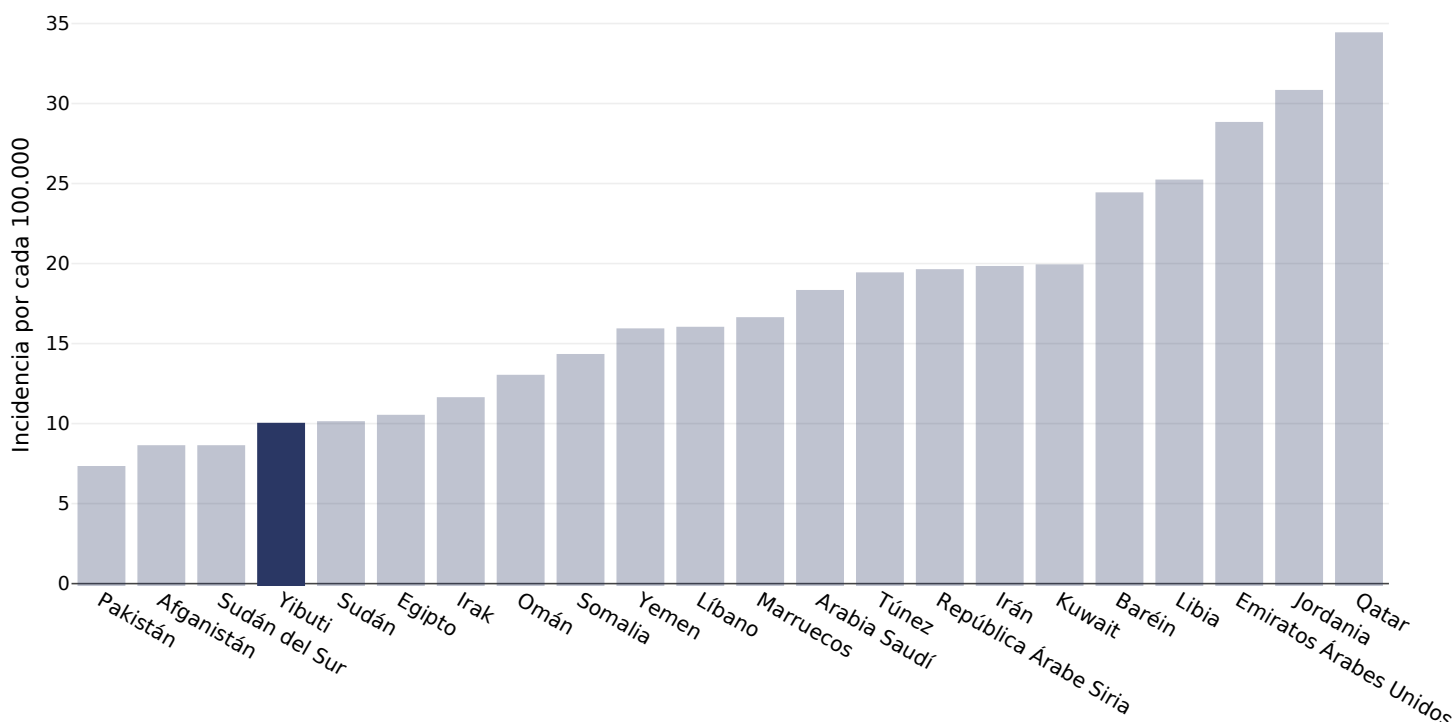
Edad: 20+

Zona abarcada: Nacional

Referencias: Ferlay J, Ervik M, Lam F, Colombet M, Mery L, Piñeros M, Znaor A, Soerjomataram I, Bray F (2020). Global Cancer Observatory: Cancer Today. Lyon, France: International Agency for Research on Cancer. Available from: <https://gco.iarc.fr/today>, accessed 10.01.2113

Definiciones (solo disponible en inglés): Age-standardized incidence rates per 100 000

Mujeres, 2020



Edad: 20+

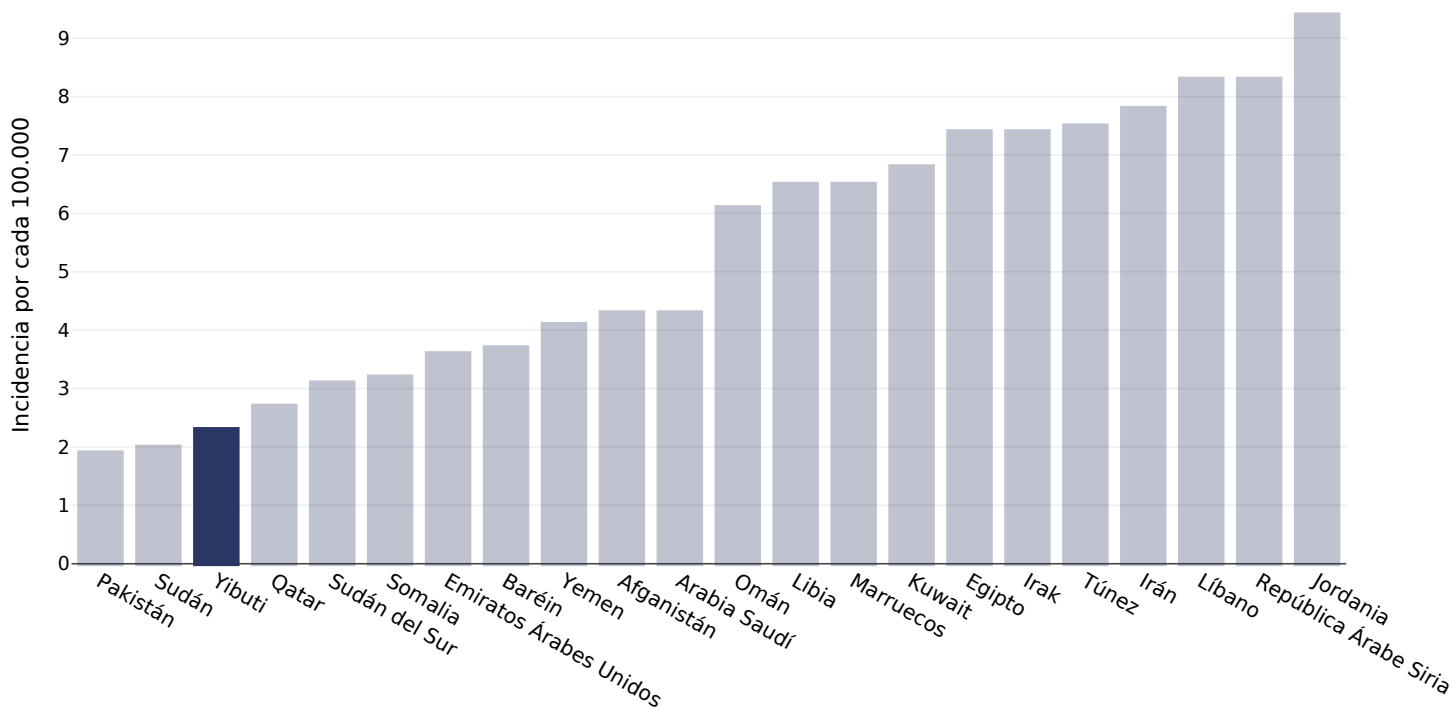
Zona abarcada: Nacional

Referencias: Ferlay J, Ervik M, Lam F, Colombet M, Mery L, Piñeros M, Znaor A, Soerjomataram I, Bray F (2020). Global Cancer Observatory: Cancer Today. Lyon, France: International Agency for Research on Cancer. Available from: <https://gco.iarc.fr/today>, accessed 10.01.2113

Definiciones (solo disponible en inglés): Age-standardized incidence rates per 100 000

Cáncer de páncreas

Hombres, 2020



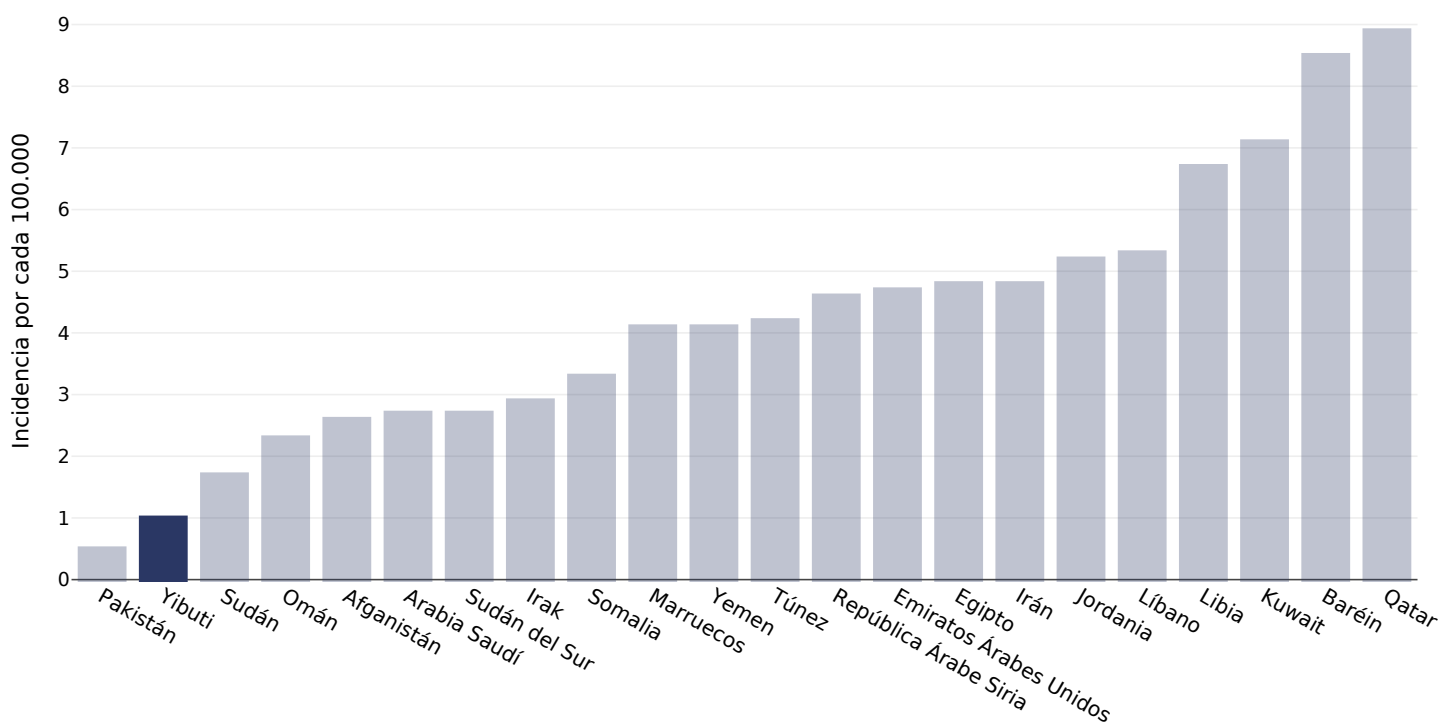
Edad: 20+

Zona abarcada: Nacional

Referencias: Ferlay J, Ervik M, Lam F, Colombet M, Mery L, Piñeros M, Znaor A, Soerjomataram I, Bray F (2020). Global Cancer Observatory: Cancer Today. Lyon, France: International Agency for Research on Cancer. Available from: <https://gco.iarc.fr/today>, accessed 10.01.2113

Definiciones (solo disponible en inglés): Age-standardized incidence rates per 100 000

Mujeres, 2020



Edad: 20+

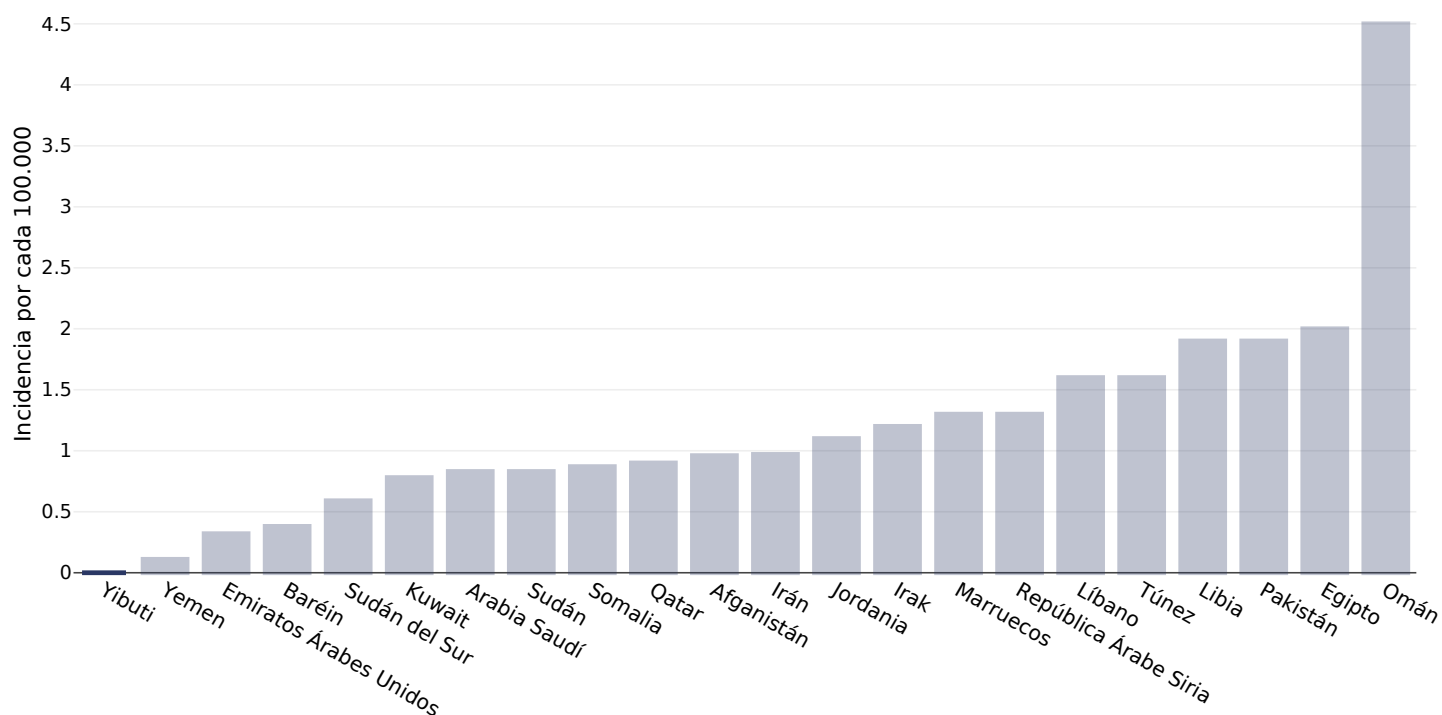
Zona abarcada: Nacional

Referencias: Ferlay J, Ervik M, Lam F, Colombet M, Mery L, Piñeros M, Znaor A, Soerjomataram I, Bray F (2020). Global Cancer Observatory: Cancer Today. Lyon, France: International Agency for Research on Cancer. Available from: <https://gco.iarc.fr/today>, accessed 10.01.2113

Definiciones (solo disponible en inglés): Age-standardized incidence rates per 100 000

Cáncer de la vesícula biliar

Hombres, 2020



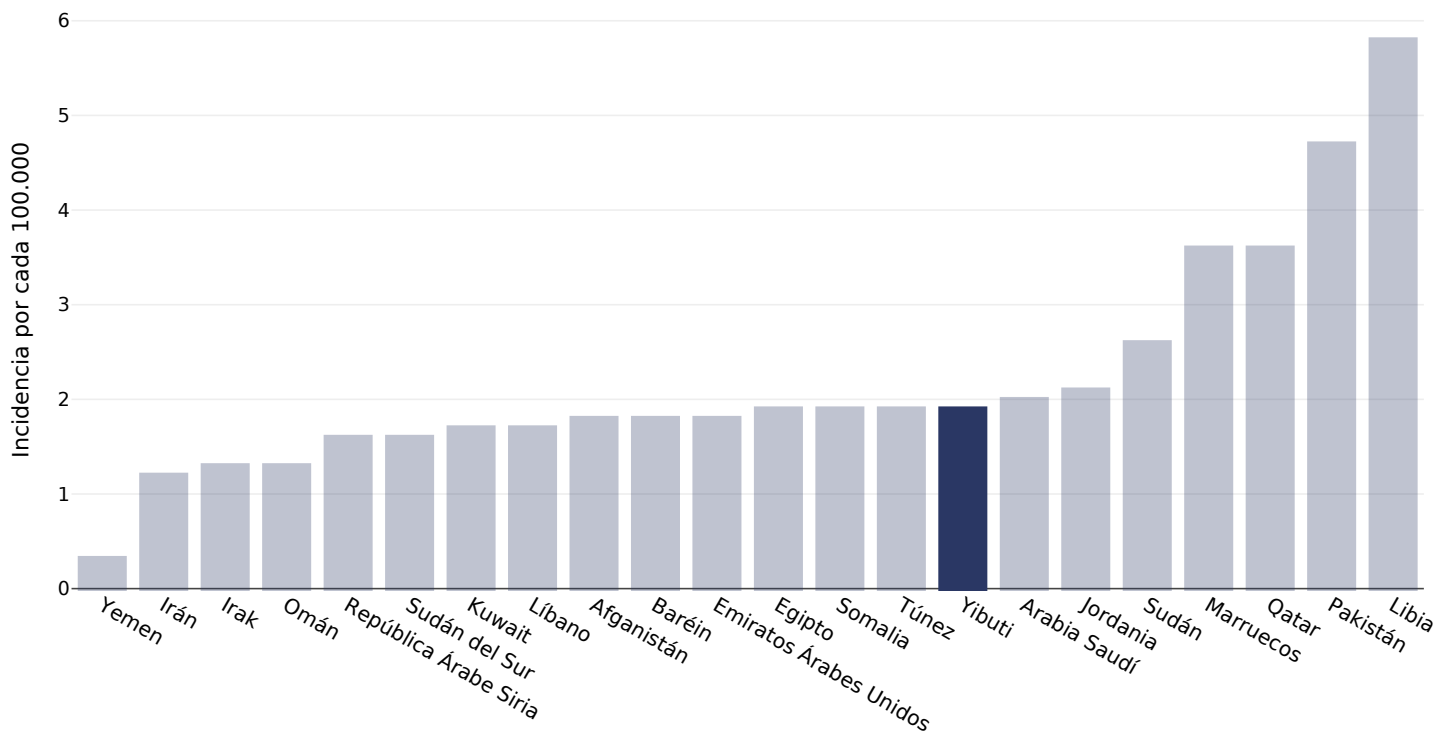
Edad: 20+

Zona abarcada: Nacional

Referencias: Ferlay J, Ervik M, Lam F, Colombet M, Mery L, Piñeros M, Znaor A, Soerjomataram I, Bray F (2020). Global Cancer Observatory: Cancer Today. Lyon, France: International Agency for Research on Cancer. Available from: <https://gco.iarc.fr/today>, accessed 10.01.2113

Definiciones (solo disponible en inglés): Age-standardized incidence rates per 100 000

Mujeres, 2020



Edad: 20+

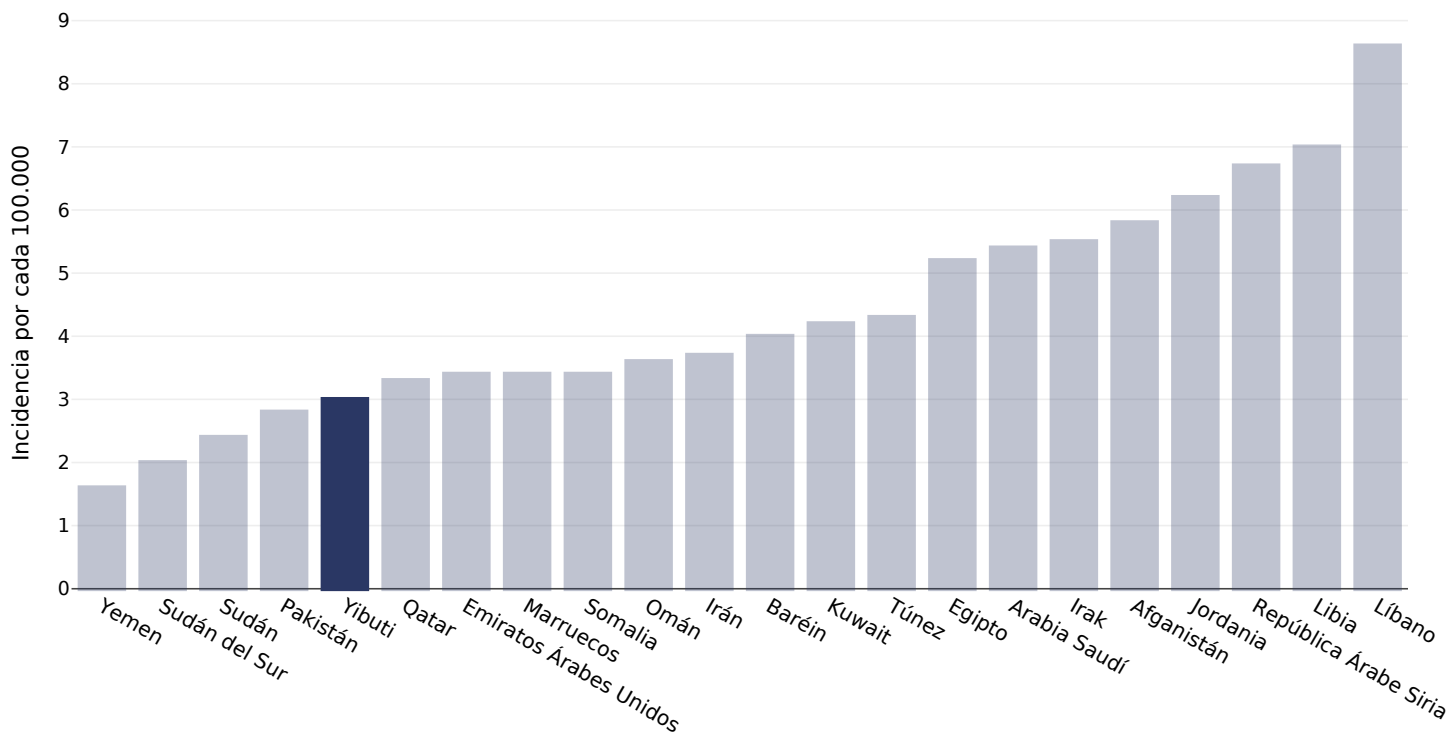
Zona abarcada: Nacional

Referencias: Ferlay J, Ervik M, Lam F, Colombet M, Mery L, Piñeros M, Znaor A, Soerjomataram I, Bray F (2020). Global Cancer Observatory: Cancer Today. Lyon, France: International Agency for Research on Cancer. Available from: <https://gco.iarc.fr/today>, accessed 10.01.2113

Definiciones (solo disponible en inglés): Age-standardized incidence rates per 100 000

Cáncer de riñón

Hombres, 2020



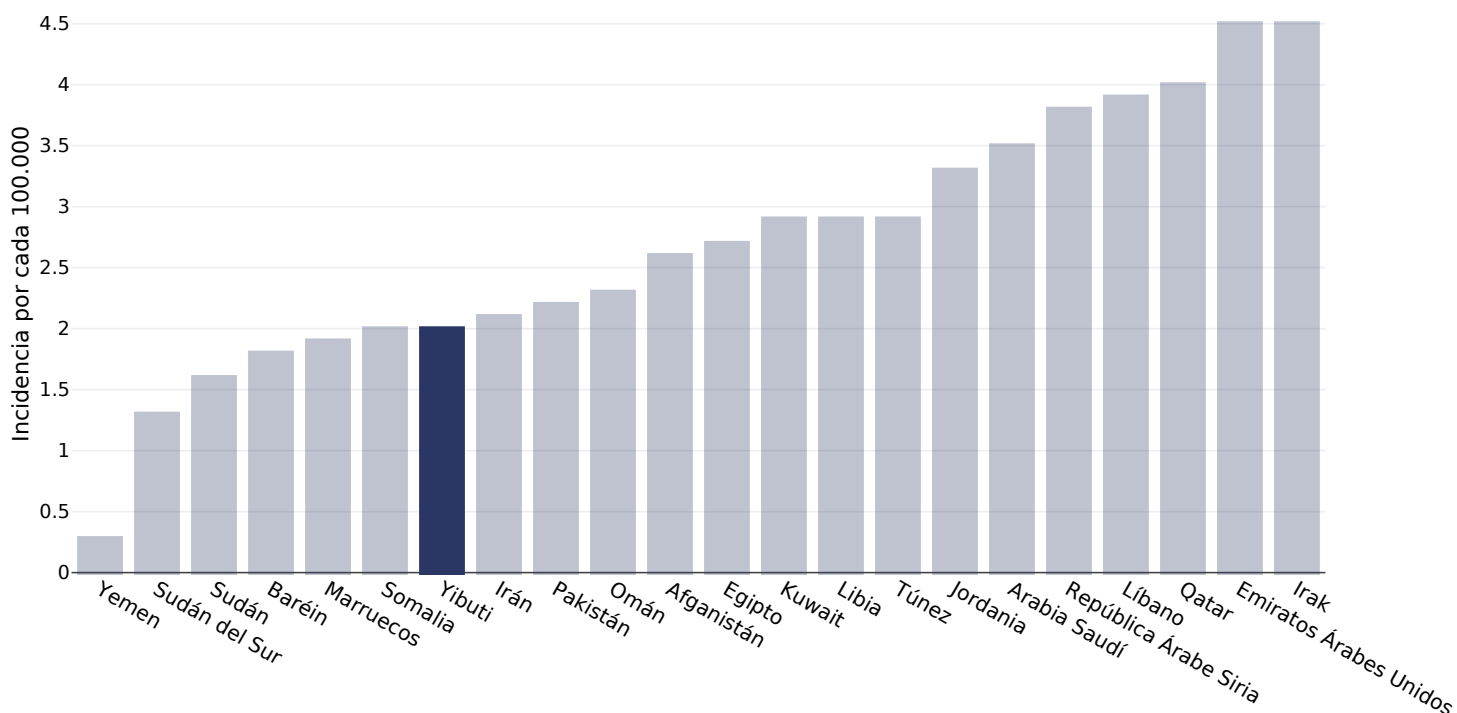
Edad: 20+

Zona abarcada: Nacional

Referencias: Ferlay J, Ervik M, Lam F, Colombet M, Mery L, Piñeros M, Znaor A, Soerjomataram I, Bray F (2020). Global Cancer Observatory: Cancer Today. Lyon, France: International Agency for Research on Cancer. Available from: <https://gco.iarc.fr/today>, accessed 10.01.2113

Definiciones (solo disponible en inglés): Age-standardized incidence rates per 100 000

Mujeres, 2020



Edad: 20+

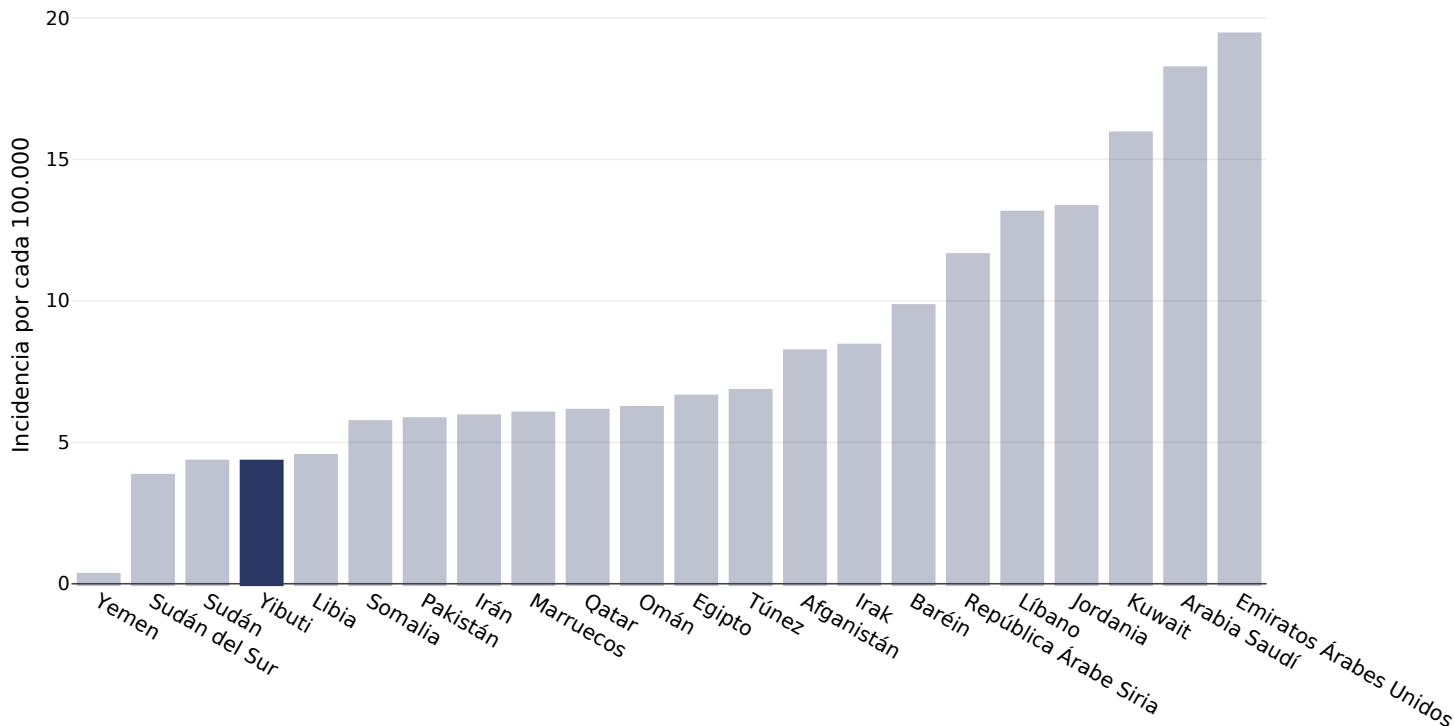
Zona abarcada: Nacional

Referencias: Ferlay J, Ervik M, Lam F, Colombet M, Mery L, Piñeros M, Znaor A, Soerjomataram I, Bray F (2020). Global Cancer Observatory: Cancer Today. Lyon, France: International Agency for Research on Cancer. Available from: <https://gco.iarc.fr/today>, accessed 10.01.2113

Definiciones (solo disponible en inglés): Age-standardized incidence rates per 100 000

Cáncer de útero

Mujeres, 2020



Edad: 20+

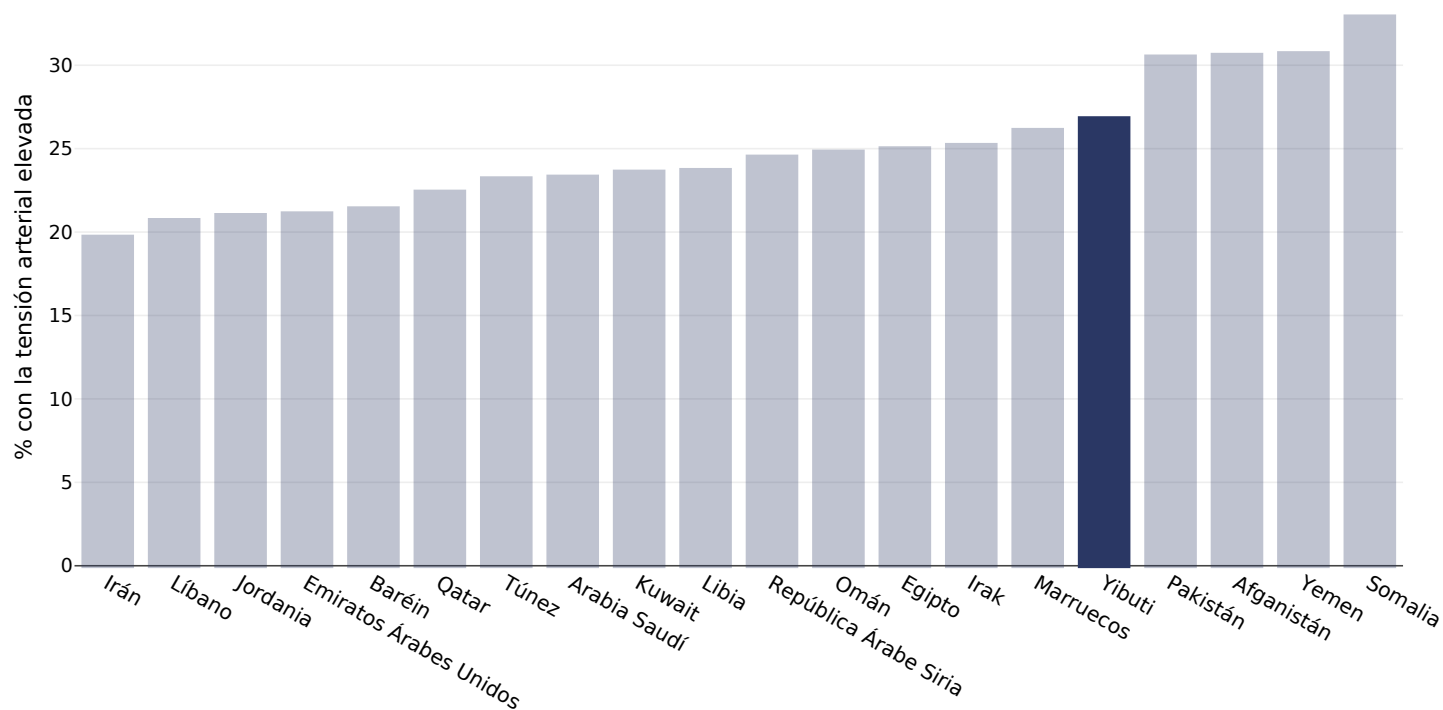
Zona abarcada: Nacional

Referencias: Ferlay J, Ervik M, Lam F, Colombet M, Mery L, Piñeros M, Znaor A, Soerjomataram I, Bray F (2020). Global Cancer Observatory: Cancer Today. Lyon, France: International Agency for Research on Cancer. Available from: <https://gco.iarc.fr/today>, accessed 10.01.2113

Definiciones (solo disponible en inglés): Age-standardized incidence rates per 100 000

Tensión arterial elevada

Adultos, 2015



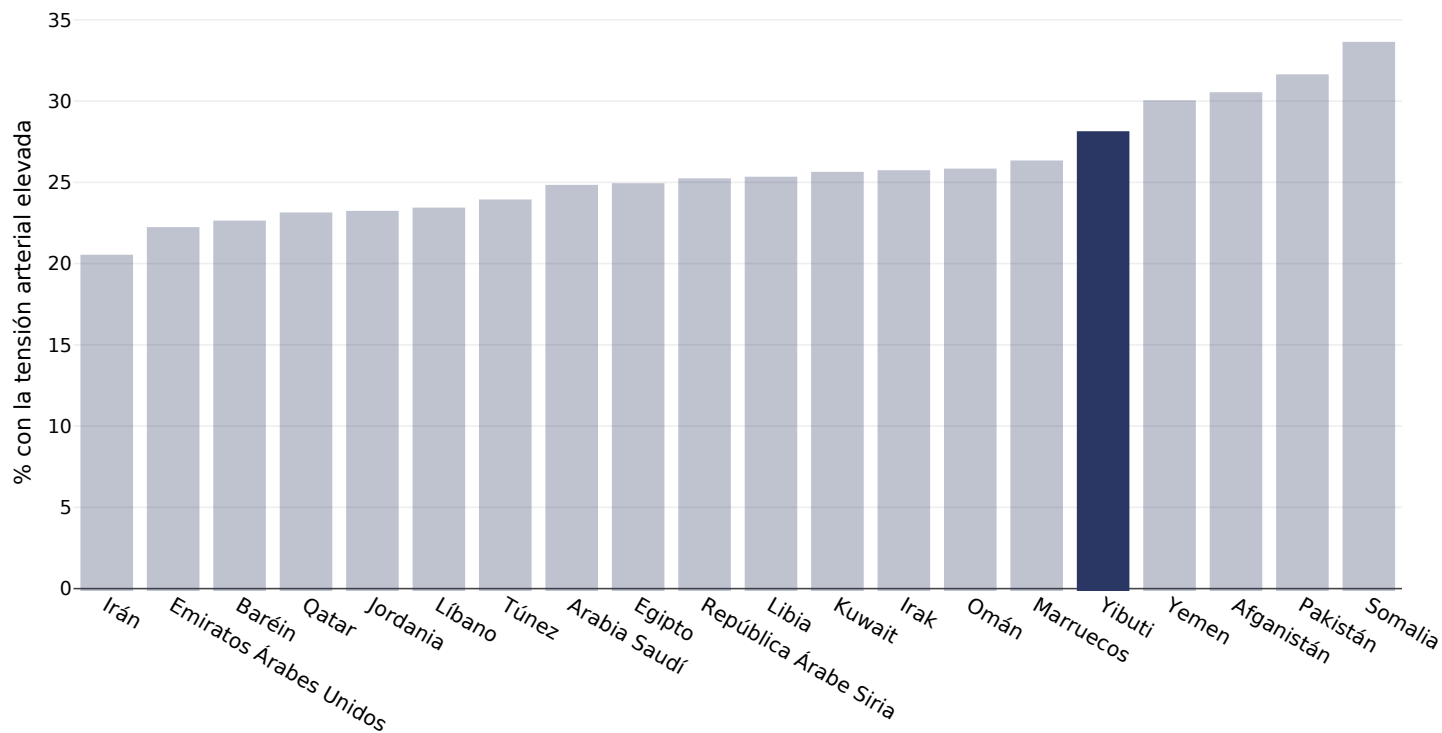
Referencias:

Global Health Observatory data repository, World Health Organisation,
<http://apps.who.int/gho/data/node.main.A875?lang=en>

Definiciones (solo disponible en inglés):

Age Standardised estimated % Raised blood pressure 2015 (SBP \geq 140 OR DBP \geq 90).

Hombres, 2015



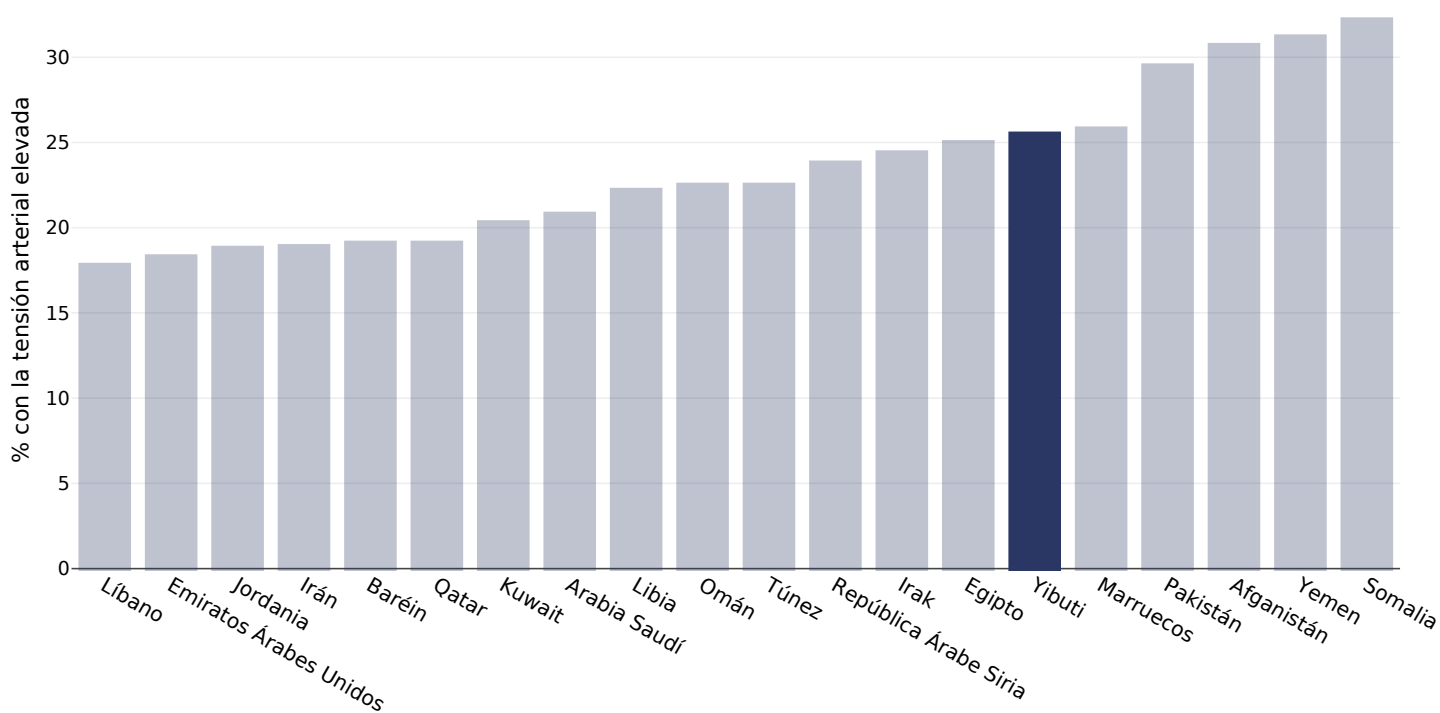
Referencias:

Global Health Observatory data repository, World Health Organisation,
<http://apps.who.int/gho/data/node.main.A875?lang=en>

Definiciones (solo disponible en inglés):

Age Standardised estimated % Raised blood pressure 2015 (SBP>=140 OR DBP>=90).

Mujeres, 2015



Referencias:

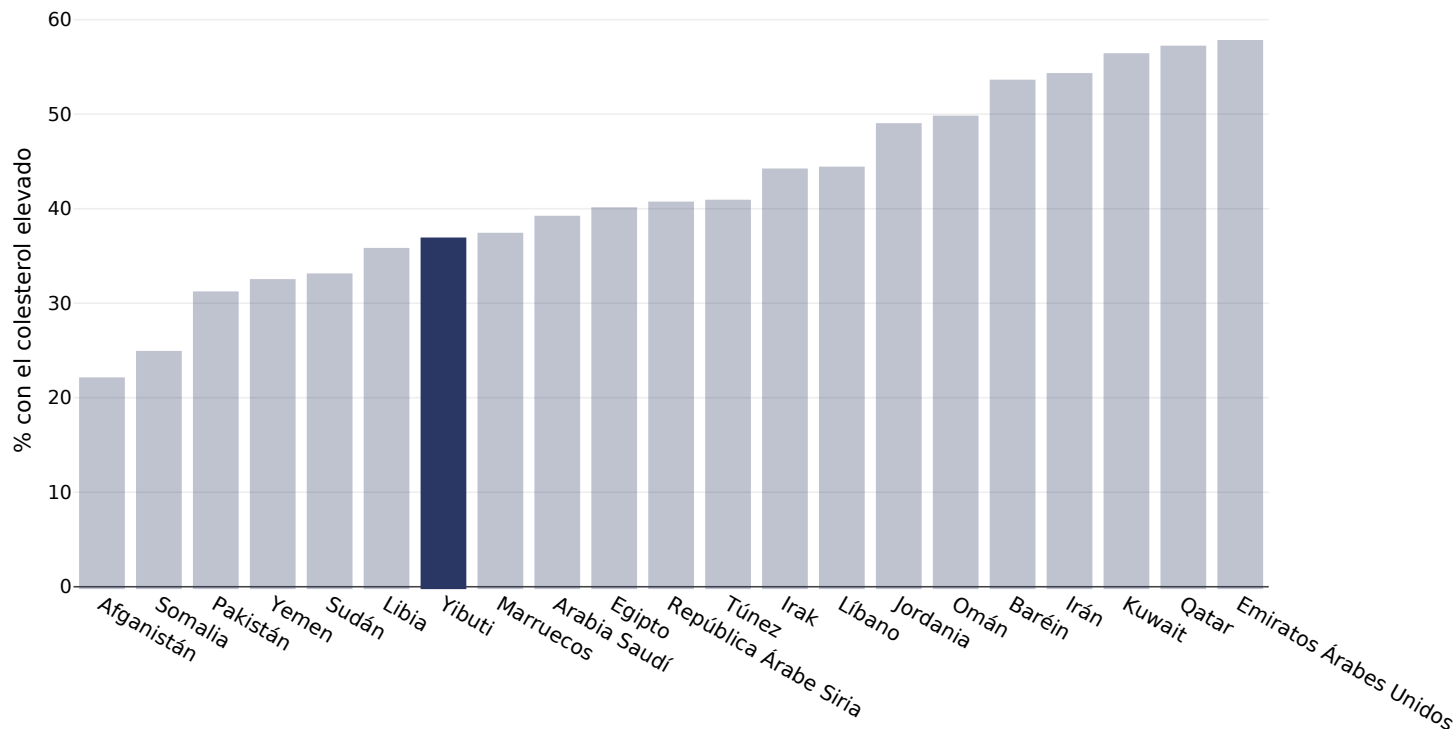
Global Health Observatory data repository, World Health Organisation,
<http://apps.who.int/gho/data/node.main.A875?lang=en>

Definiciones (solo disponible en inglés):

Age Standardised estimated % Raised blood pressure 2015 (SBP>=140 OR DBP>=90).

Colesterol elevado

Adultos, 2008



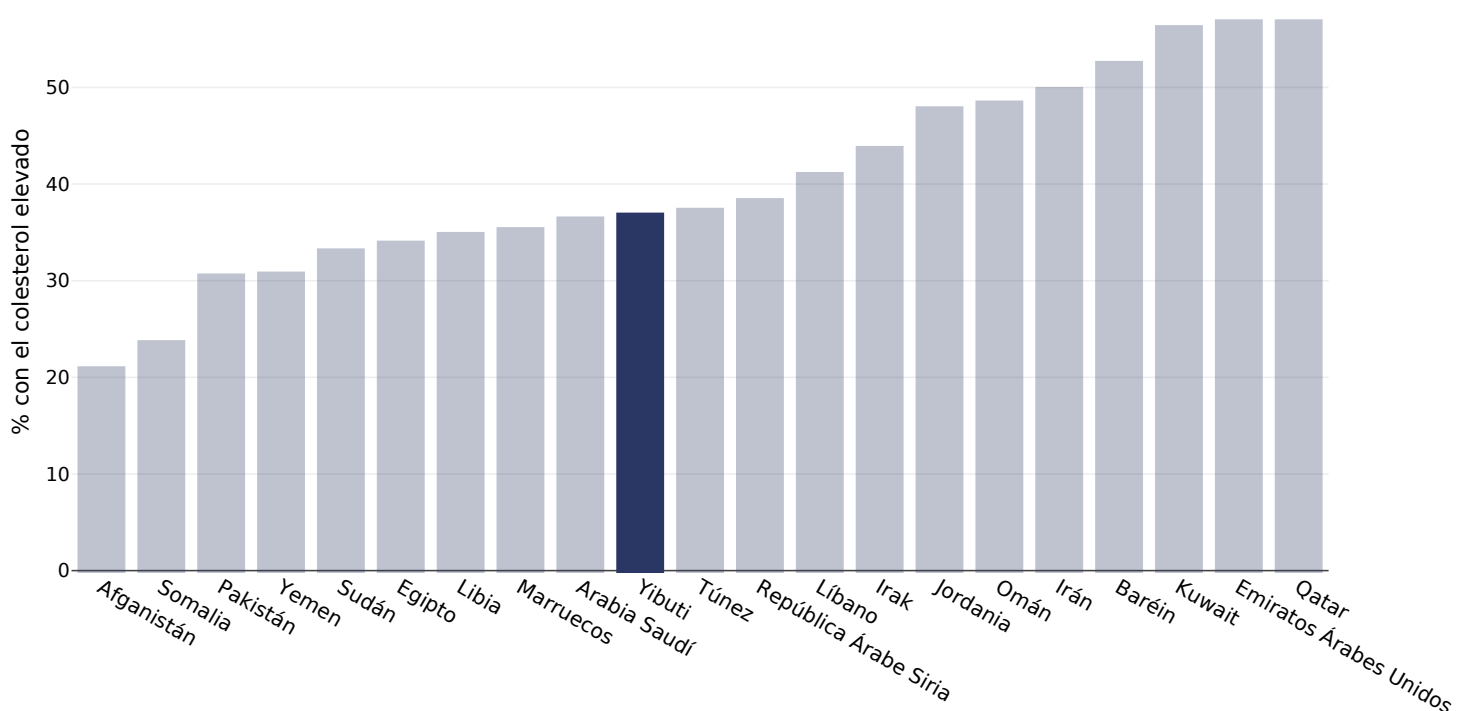
Referencias:

Global Health Observatory data repository, World Health Organisation,
<http://apps.who.int/gho/data/node.main.A885>

Definiciones (solo disponible en inglés):

% Raised total cholesterol (≥ 5.0 mmol/L) (age-standardized estimate).

Hombres, 2008



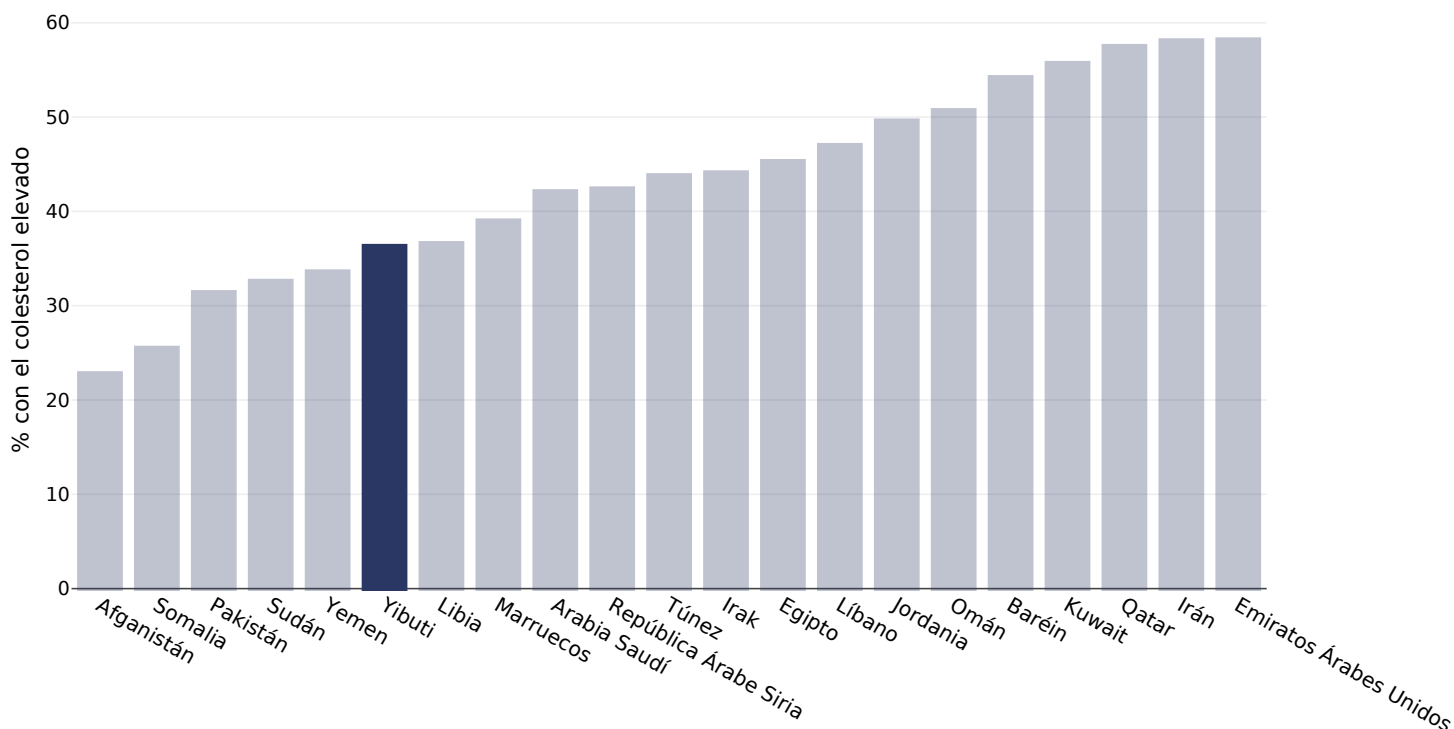
Referencias:

Global Health Observatory data repository, World Health Organisation,
<http://apps.who.int/gho/data/node.main.A885>

Definiciones (solo disponible en inglés):

% Raised total cholesterol (≥ 5.0 mmol/L) (age-standardized estimate).

Mujeres, 2008



Referencias:

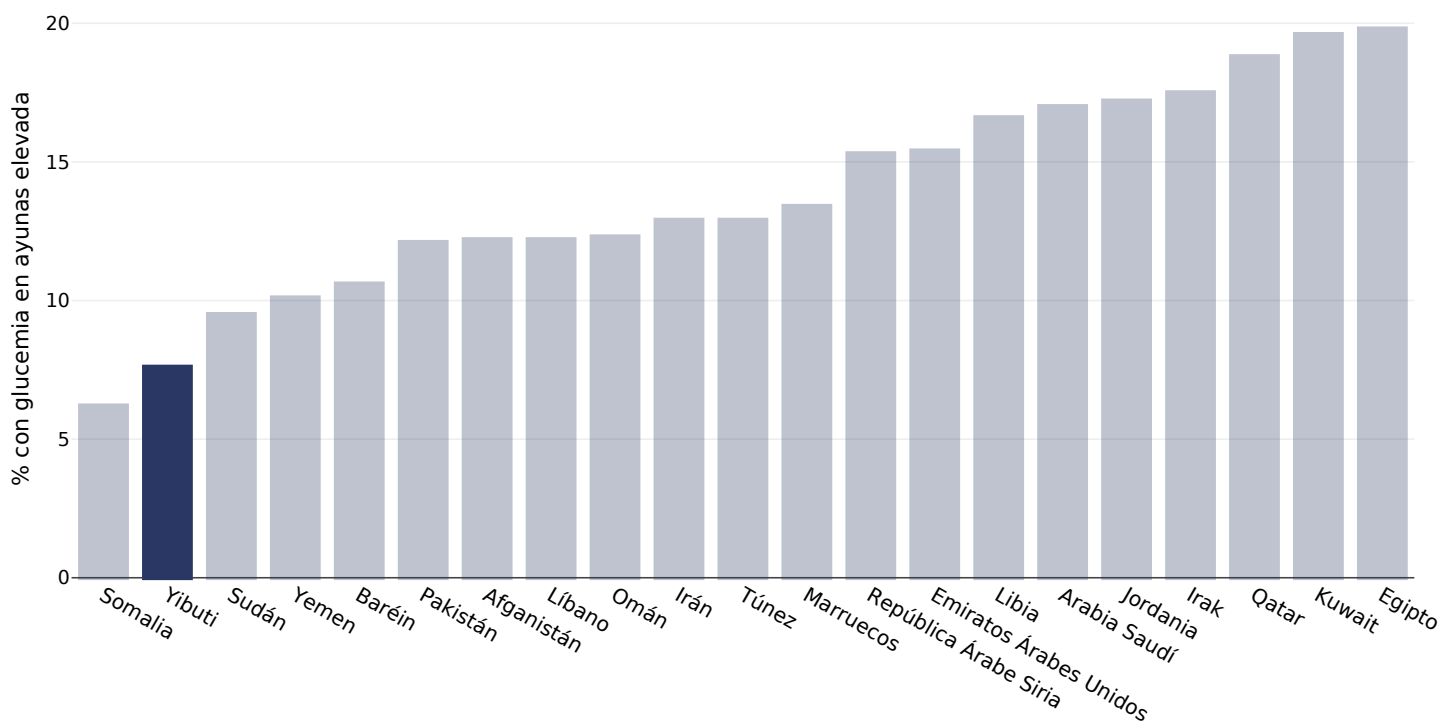
Global Health Observatory data repository, World Health Organisation,
<http://apps.who.int/gho/data/node.main.A885>

Definiciones (solo disponible en inglés):

% Raised total cholesterol (≥ 5.0 mmol/L) (age-standardized estimate).

Glucemia en ayunas elevada

Hombres, 2014



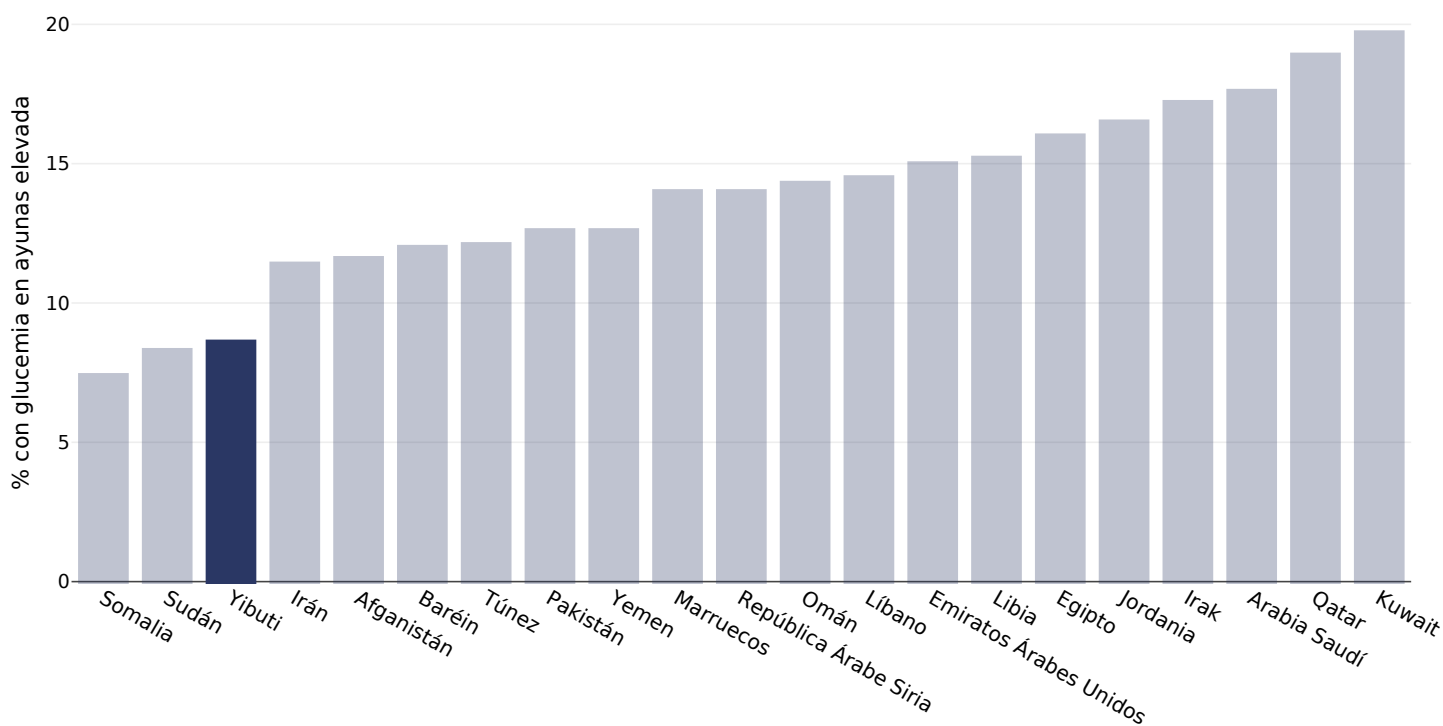
Referencias:

Global Health Observatory data repository, World Health Organisation,
<http://apps.who.int/gho/data/node.main.A869?lang=en>

Definiciones (solo disponible en inglés):

Age Standardised % raised fasting blood glucose (≥ 7.0 mmol/L or on medication).

Mujeres, 2014



Referencias:

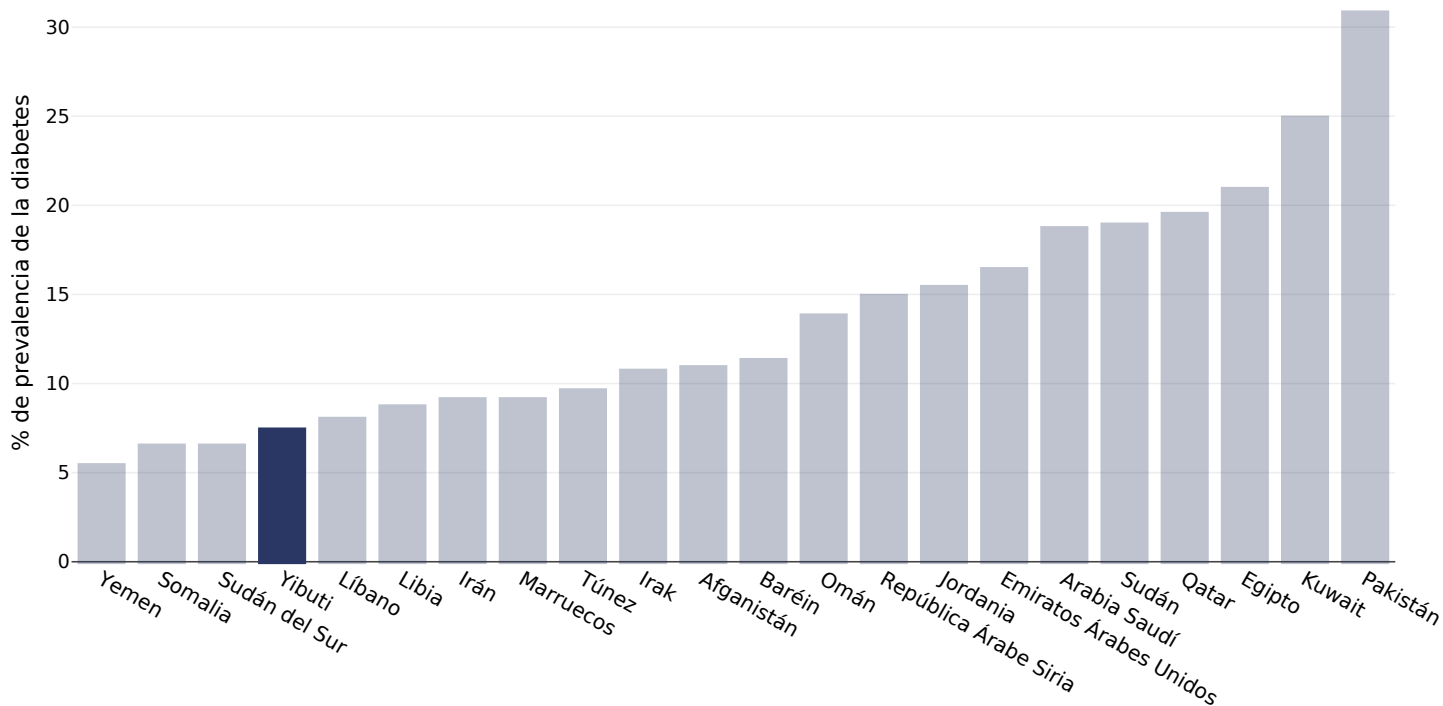
Global Health Observatory data repository, World Health Organisation,
<http://apps.who.int/gho/data/node.main.A869?lang=en>

Definiciones (solo disponible en inglés):

Age Standardised % raised fasting blood glucose (≥ 7.0 mmol/L or on medication).

Prevalencia de la diabetes

Adultos, 2021



Edad: 20-79

Zona abarcada: Nacional

Referencias: Reproduced with kind permission International Diabetes Federation. IDF Diabetes Atlas, 10th edn. Brussels, Belgium:International Diabetes Federation, 2021. <http://www.diabetesatlas.org>

Definiciones (solo disponible en inglés): Age-adjusted comparative prevalence of diabetes, %

Contextual factors

Disclaimer: These contextual factors should be interpreted with care. Results are updated as regularly as possible and use very specific criteria. The criteria used and full definitions are available for download at the bottom of this page.



Labelling

Is there mandatory nutrition labelling?	X
Front-of-package labelling?	X
Back-of-pack nutrition declaration?	X
Color coding?	X
Warning label?	X



Regulation and marketing

Are there fiscal policies on unhealthy products?	X
Tax on unhealthy foods?	X
Tax on unhealthy drinks?	X
Are there fiscal policies on healthy products?	X
Subsidy on fruits?	X
Subsidy on vegetables?	X
Subsidy on other healthy products?	X
Mandatory limit or ban of trans fat (all settings)?	X
Mandatory limit of trans fats in place (all settings)?	X
Ban on trans-fats or phos in place (all settings)?	X
Are there any mandatory policies/marketing restrictions on the promotion of unhealthy food/drinks to children?	X
Mandatory restriction on broadcast media?	X
Mandatory restriction on non-broadcast media?	X
Voluntary policies/marketing restrictions on the promotion of unhealthy food/drinks to children?	X
Are there mandatory standards for food in schools?	X
Are there any mandatory nutrient limits in any manufactured food products?	X
Nutrition standards for public sector procurement?	X



Political will and support

National obesity strategy or nutrition and physical activity national strategy?	✗
National obesity strategy?	✗
National childhood obesity strategy?	✗
Comprehensive nutrition strategy?	✓
Comprehensive physical activity strategy?	✗
Evidence-based dietary guidelines and/or RDAs?	✗
National target(s) on reducing obesity?	✗
Guidelines/policy on obesity treatment?	✗
Promotion of breastfeeding?	✗



Monitoring and surveillance

Monitoring of the prevalence and incidence for the main obesity-related NCDs and risk factors?	✗
Within 5 years?	✗



Governance and resource

Multi-sectoral national co-ordination mechanism for obesity or nutrition (including obesity)?	✓
--	----------

Key

Present
 Present (voluntary)
 Incoming
 Absent
 Unknown

Last updated September 13, 2022

PDF created on May 18, 2024