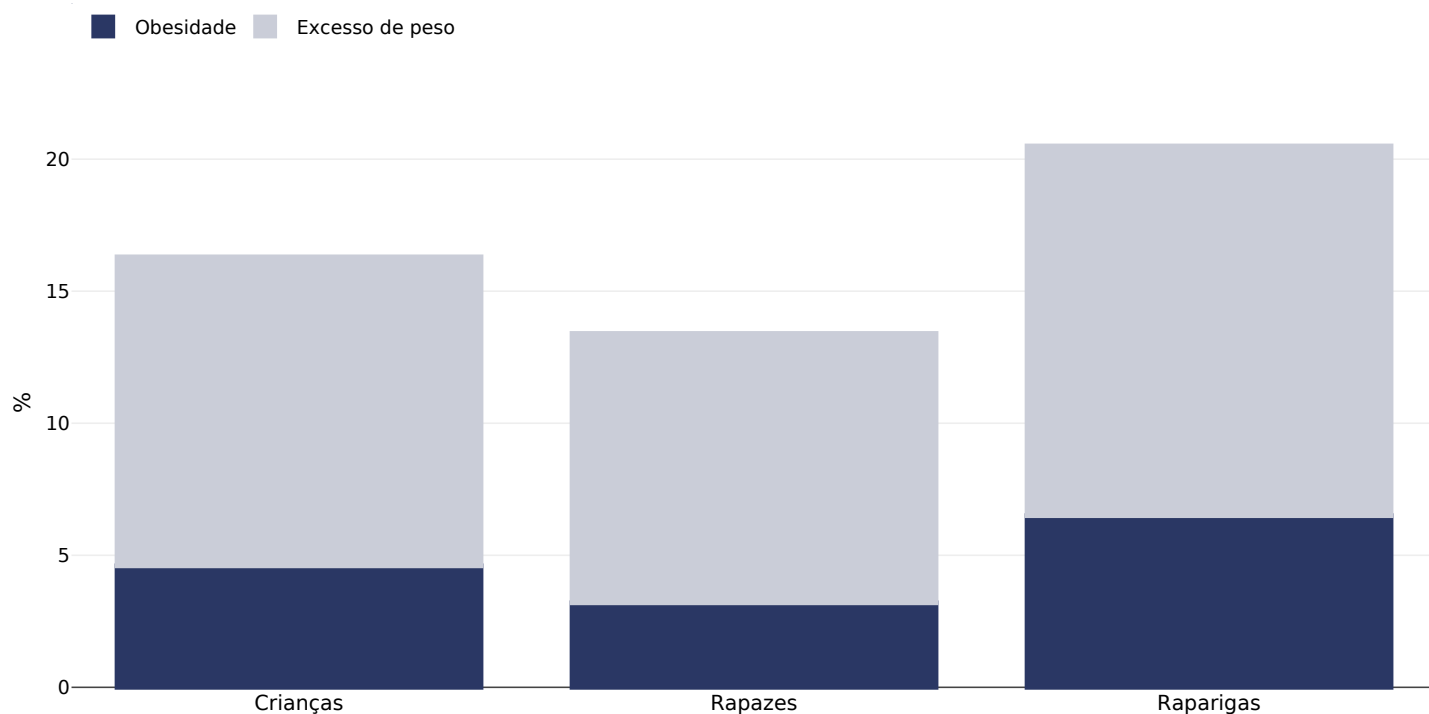


Report card Djibuti



Prevalência de obesidade

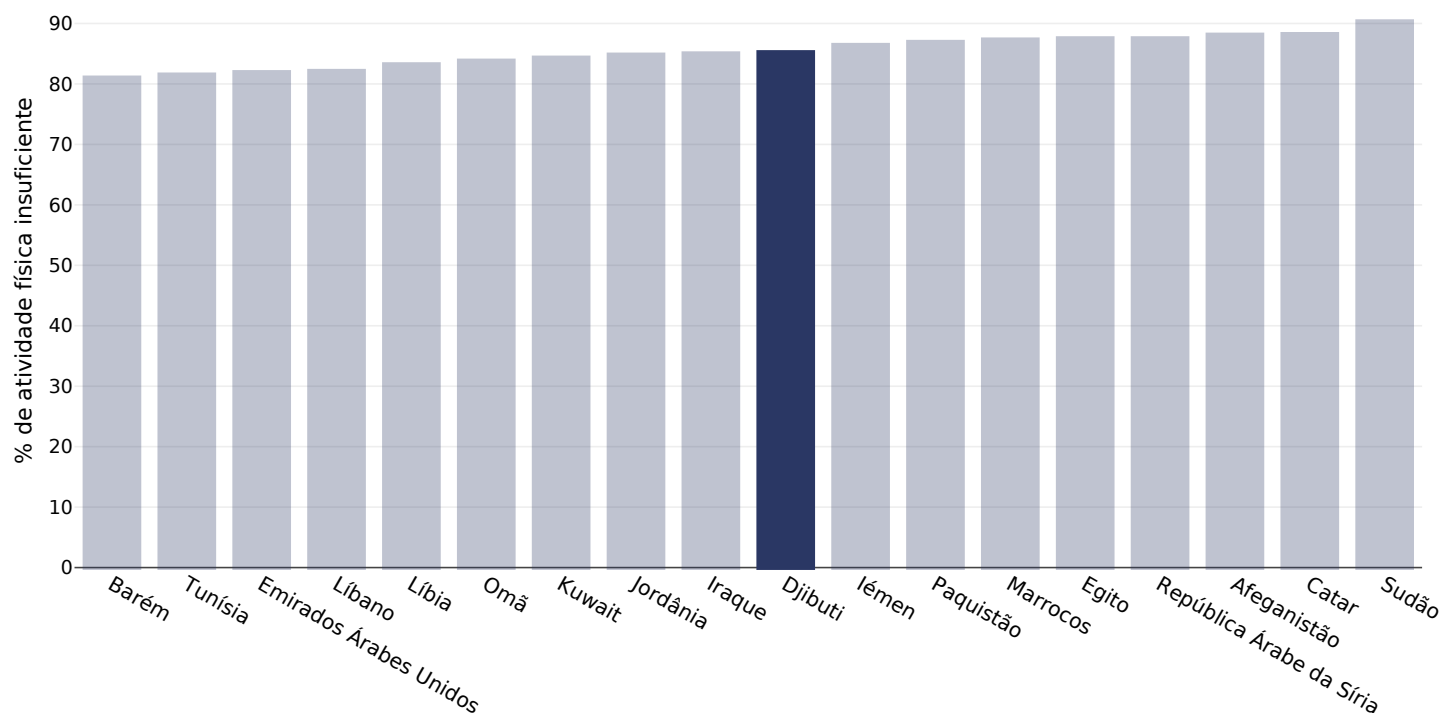
Crianças, 2007



Tipo de inquérito:	Autorreportado
Idade:	13-15
Tamanho da amostra:	1777
Área abrangida:	Nacional
Referências:	Global School-based Student Health Survey (GSHS), available at https://www.who.int/ncds/surveillance/gshs/Djibouti_2007_Fact_Sheet.pdf (last accessed 24.09.20)
Cutoffs:	WHO

Atividade física insuficiente

Crianças, 2016



Tipo de inquérito: Autorreportado

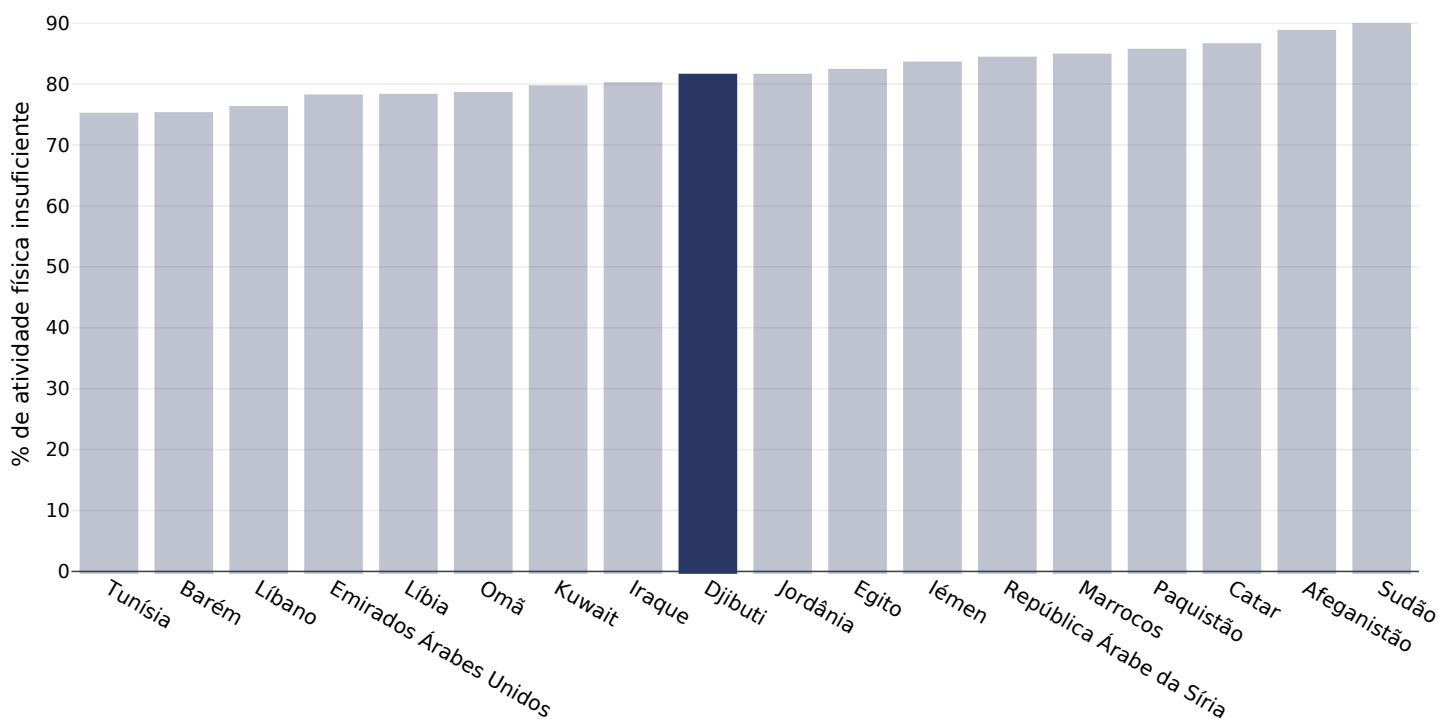
Idade: 11-17

Referências: Global Health Observatory data repository, World Health Organisation, <https://apps.who.int/gho/data/node.main.A893ADO?lang=en> (last accessed 16.03.21)

Notas: % of school going adolescents not meeting WHO recommendations on Physical Activity for Health, i.e. doing less than 60 minutes of moderate- to vigorous-intensity physical activity daily.

Definições (disponível apenas em inglês): % Adolescents insufficiently active (age standardised estimate)

Rapazes, 2016



Tipo de inquérito:

Autorreportado

Idade:

11-17

Referências:

Global Health Observatory data repository, World Health Organisation, <https://apps.who.int/gho/data/node.main.A893ADO?lang=en> (last accessed 16.03.21)

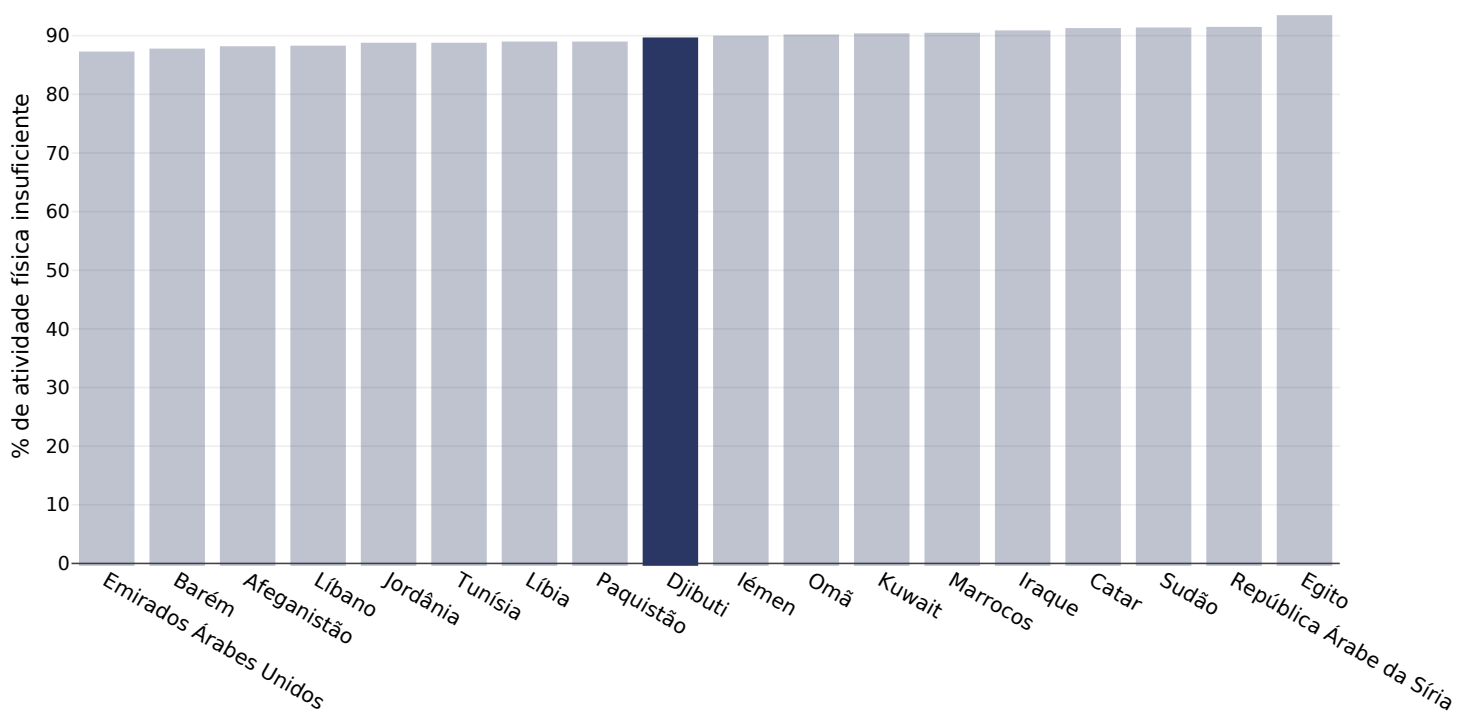
Notas:

% of school going adolescents not meeting WHO recommendations on Physical Activity for Health, i.e. doing less than 60 minutes of moderate- to vigorous-intensity physical activity daily.

Definições (disponível apenas em inglês):

% Adolescents insufficiently active (age standardised estimate)

Raparigas, 2016



Tipo de inquérito:

Autorreportado

Idade:

11-17

Referências:

Global Health Observatory data repository, World Health Organisation, <https://apps.who.int/gho/data/node.main.A893ADO?lang=en> (last accessed 16.03.21)

Notas:

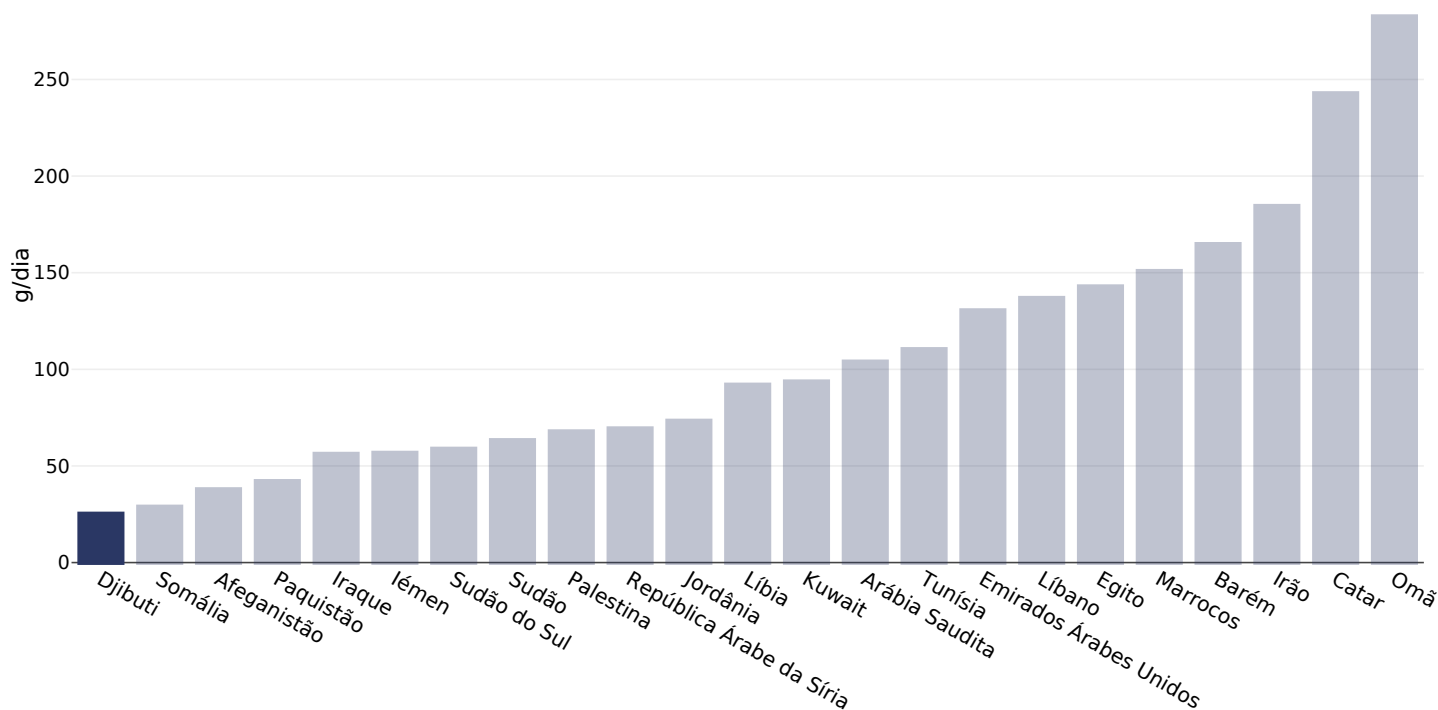
% of school going adolescents not meeting WHO recommendations on Physical Activity for Health, i.e. doing less than 60 minutes of moderate- to vigorous-intensity physical activity daily.

Definições (disponível apenas em inglês):

% Adolescents insufficiently active (age standardised estimate)

Estimated per capita fruit intake

Adultos, 2017



Tipo de inquérito: Medido

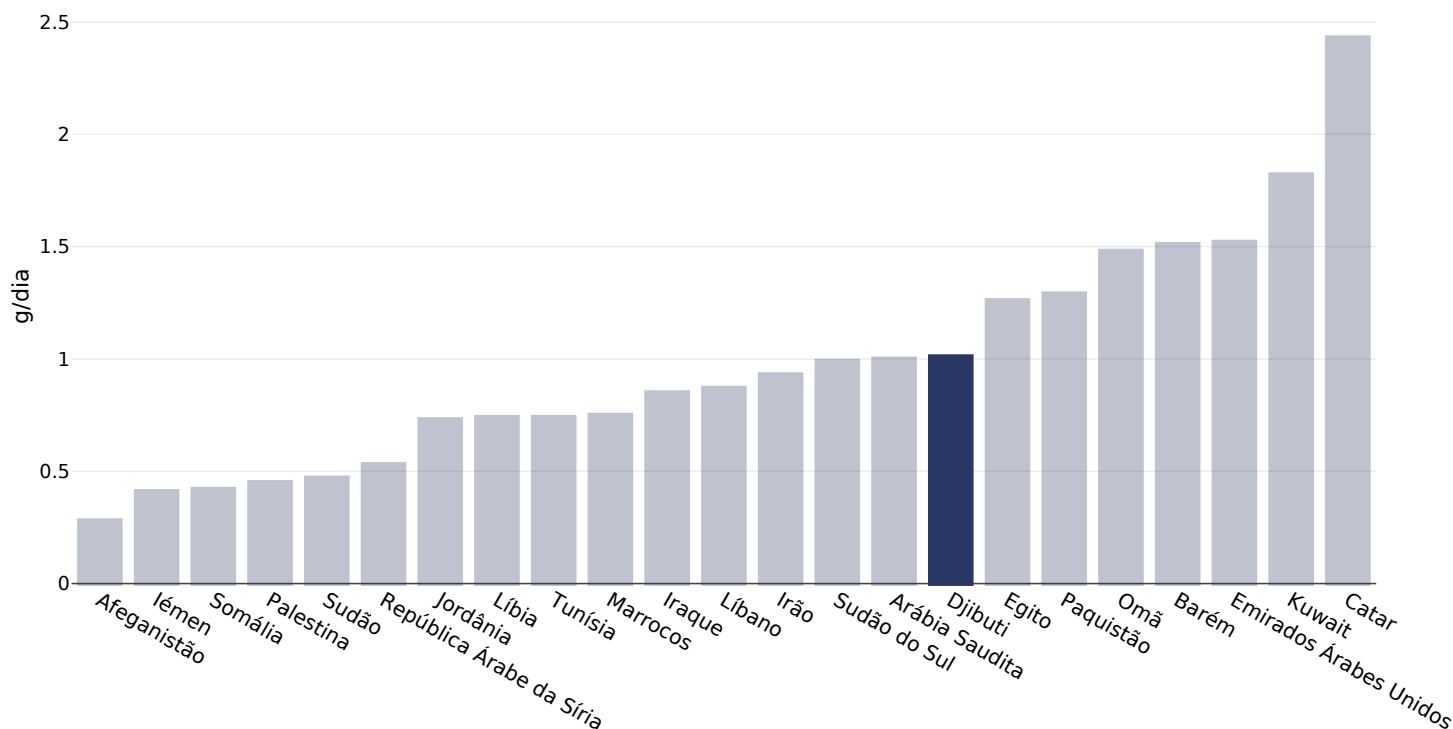
Idade: 25+

Referências: Global Burden of Disease, the Institute for Health Metrics and Evaluation
<http://ghdx.healthdata.org/>

Definições (disponível apenas em inglês): Estimated per-capita fruit intake (g/day)

Estimativa de ingestão de carne processada per capita

Adultos, 2017



Tipo de inquérito:

Medido

Idade:

25+

Referências:

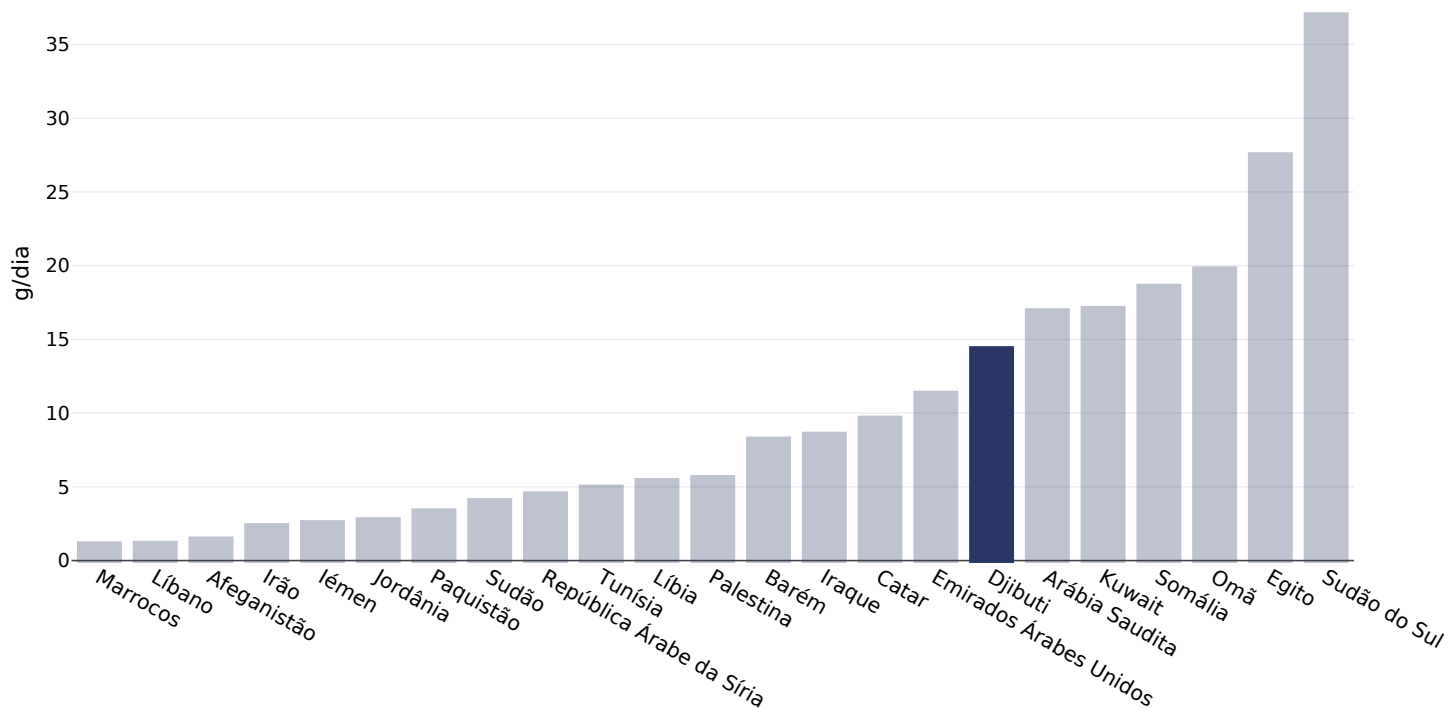
Global Burden of Disease, the Institute for Health Metrics and Evaluation
<http://ghdx.healthdata.org/>

Definições (disponível apenas em inglês):

Estimated per-capita processed meat intake (g per day)

Estimated per capita whole grains intake

Adultos, 2017



Tipo de inquérito: Medido

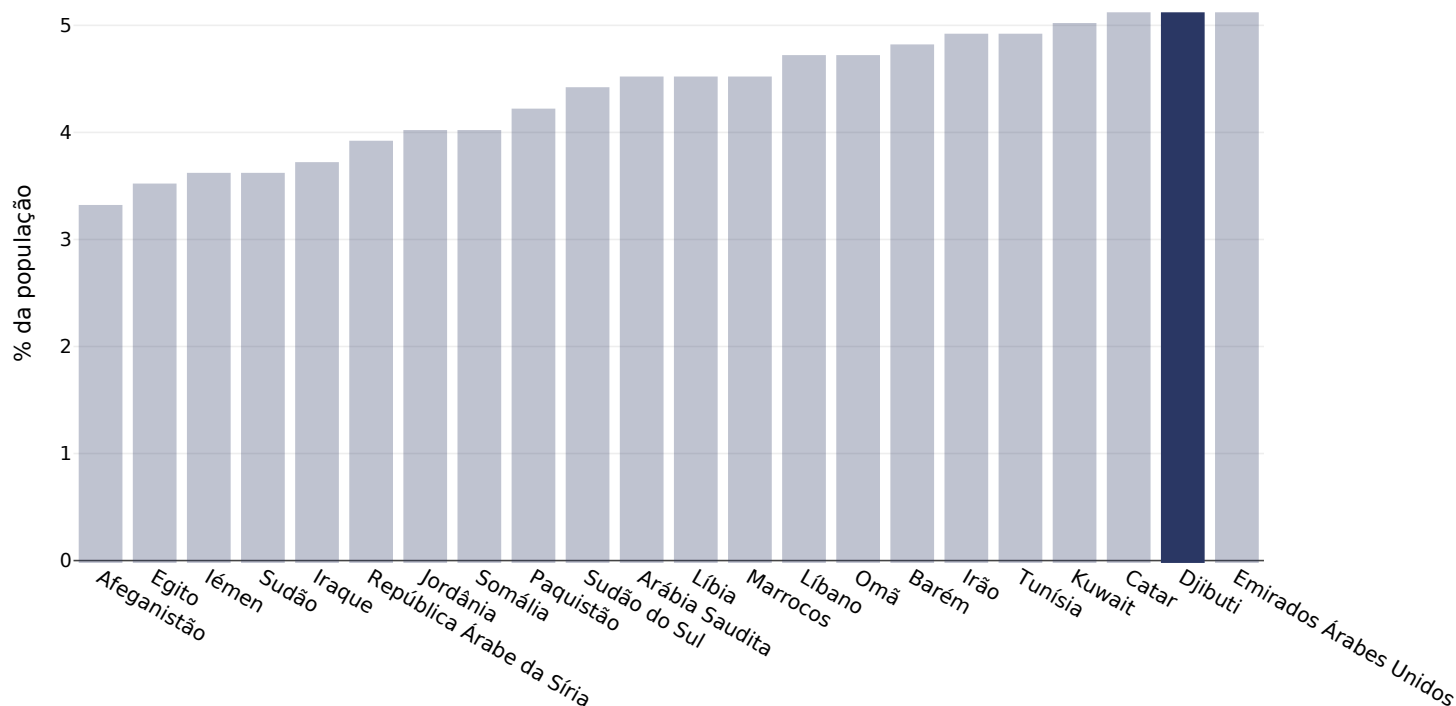
Idade: 25+

Referências: Global Burden of Disease, the Institute for Health Metrics and Evaluation
<http://ghdx.healthdata.org/>

Definições (disponível apenas em inglês): Estimated per-capita whole grains intake (g/day)

Saúde mental - transtornos depressivos

Adultos, 2015



Referências:

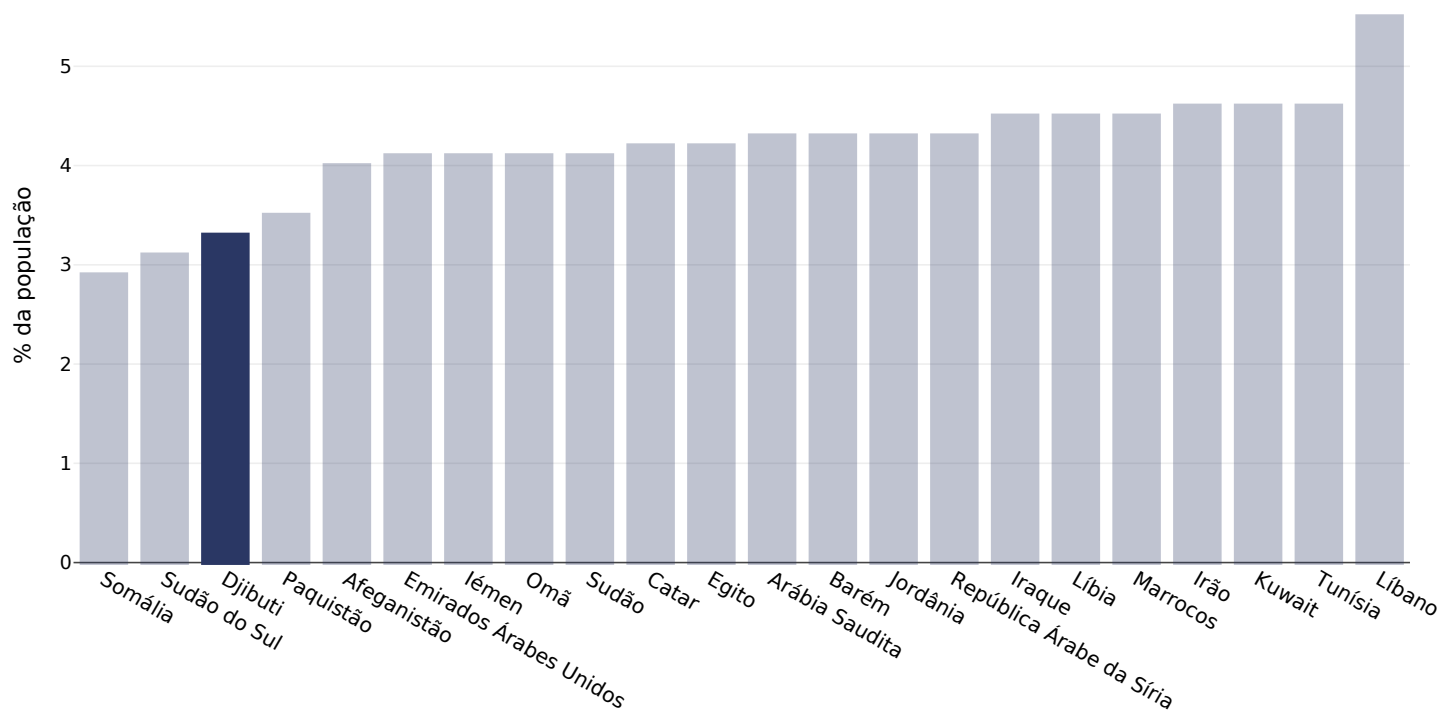
Prevalence data from Global Burden of Disease study 2015 (<http://ghdx.healthdata.org>) published in: Depression and Other Common Mental Disorders: Global Health Estimates. Geneva:World Health Organization; 2017. Licence: CC BY-NC-SA 3.0 IGO.

Definições (disponível apenas em inglês):

% of population with depression disorders

Saúde mental - transtornos de ansiedade

Adultos, 2015



Referências:

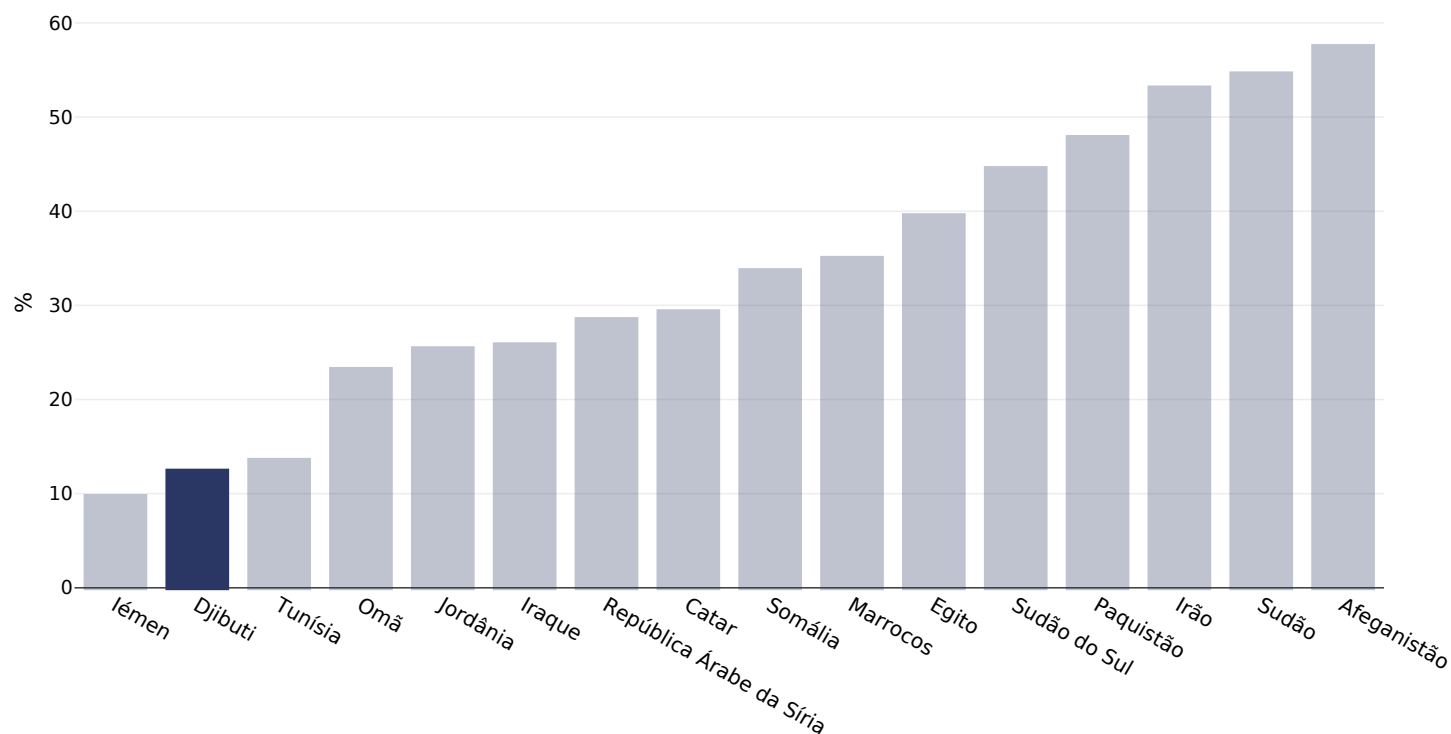
Prevalence data from Global Burden of Disease study 2015 (<http://ghdx.healthdata.org>) published in: Depression and Other Common Mental Disorders: Global Health Estimates. Geneva:World Health Organization; 2017. Licence: CC BY-NC-SA 3.0 IGO.

Definições (disponível apenas em inglês):

% of population with anxiety disorders

% de bebês entre os 0 e 5 meses exclusivamente amamentados

Crianças, 2010-2019



Área abrangida:

Nacional

Referências:

Deuxieme Enquete Djiboutienne sur la Sante de la Famille EDSF PAPFAM 2012

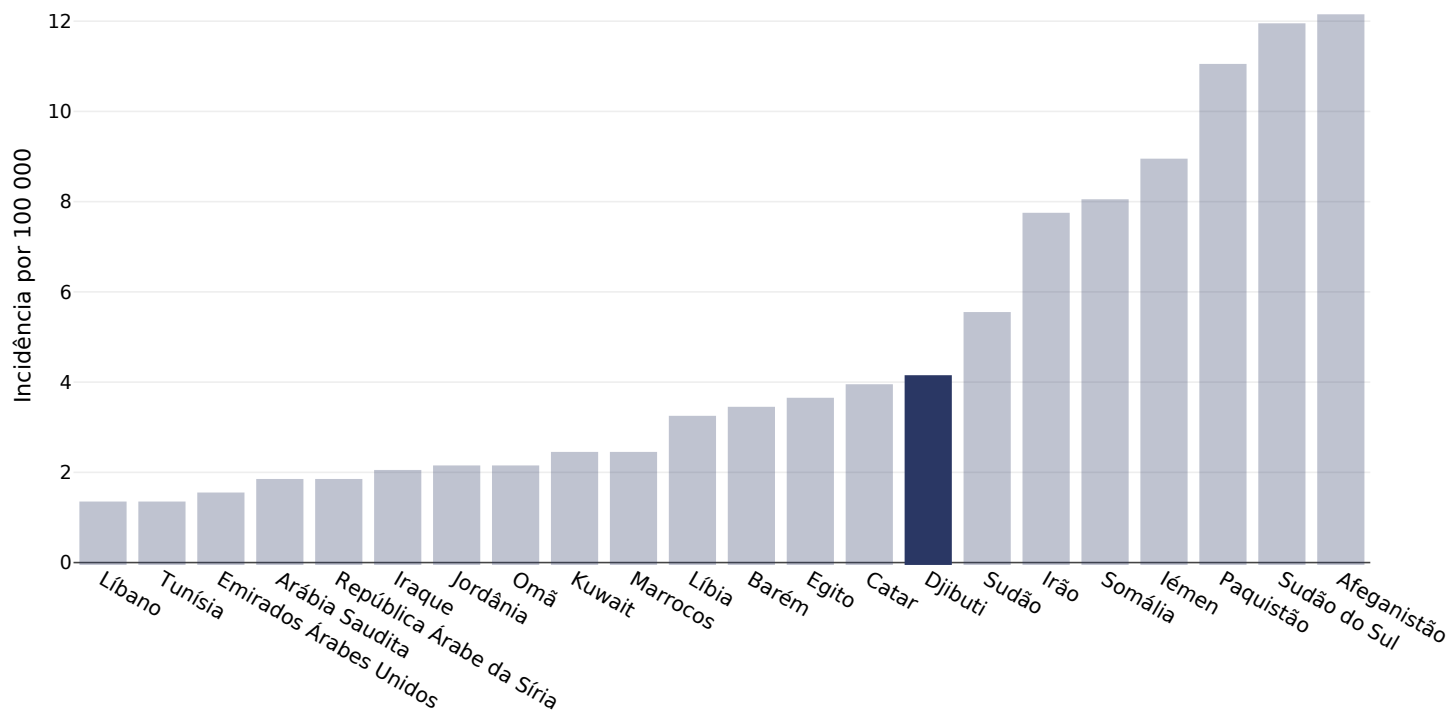
Notas: See UNICEF website for further survey information. Available at : <https://data.unicef.org/resources/dataset/infant-young-child-feeding/> (last accessed 28.9.21) Citation: United Nations Children's Fund, Division of Data, Analysis, Planning and Monitoring (2021). Global UNICEF Global Databases: Infant and Young Child Feeding: Exclusive breastfeeding, New York, September 2021.

Definições (disponível apenas em inglês):

% exclusively breastfed 0-5 months

Cancro do esófago

Homens, 2020



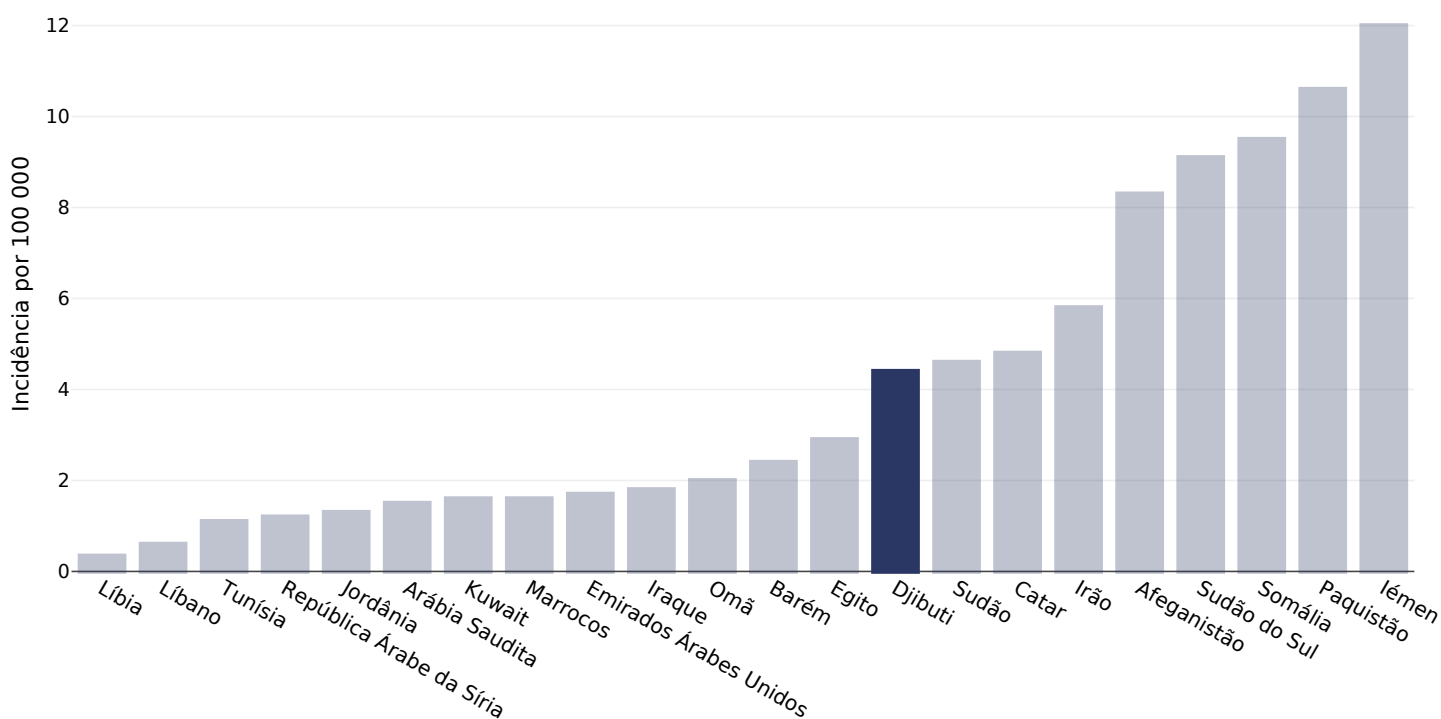
Idade: 20+

Área abrangida: Nacional

Referências: Ferlay J, Ervik M, Lam F, Colombet M, Mery L, Piñeros M, Znaor A, Soerjomataram I, Bray F (2020). Global Cancer Observatory: Cancer Today. Lyon, France: International Agency for Research on Cancer. Available from: <https://gco.iarc.fr/today>, accessed 10.01.2113

Definições (disponível apenas em inglês): Age-standardized incidence rates per 100 000

Mulheres, 2020



Idade: 20+

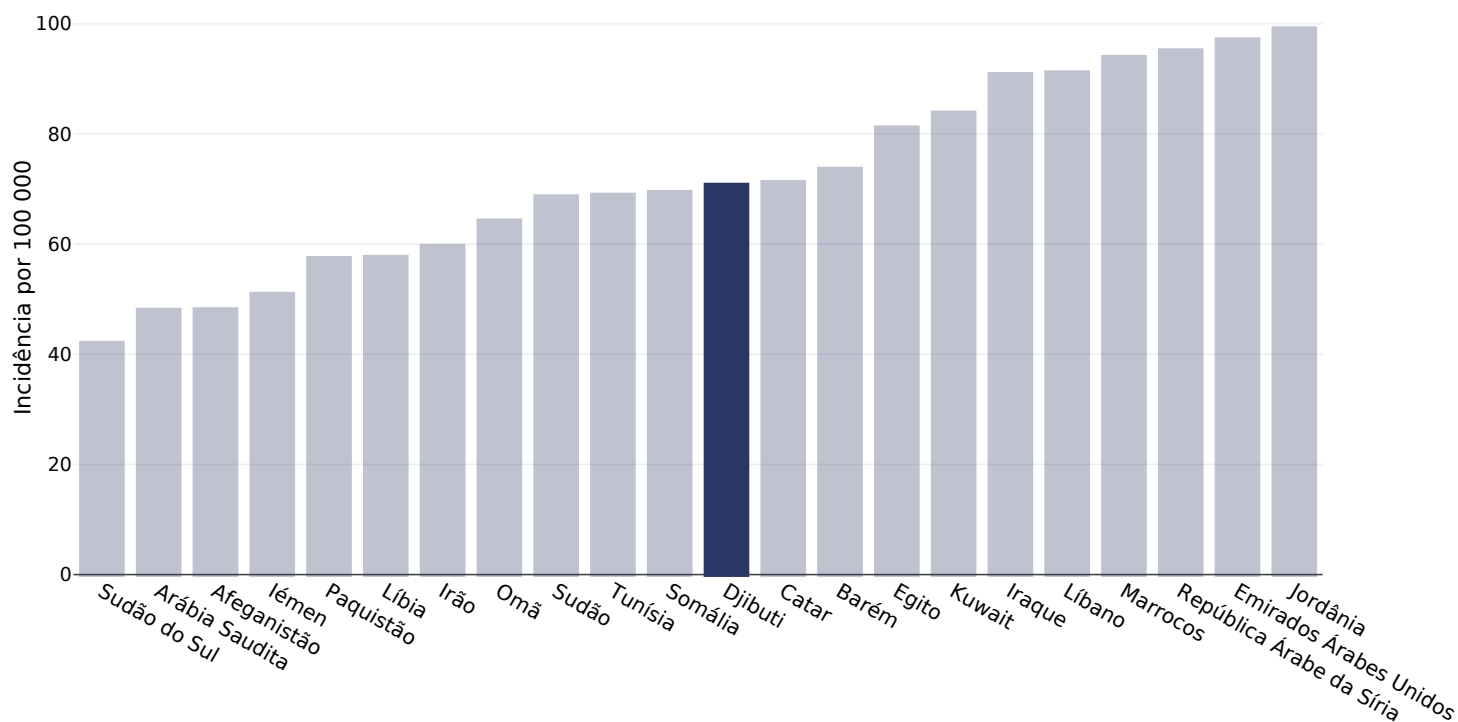
Área abrangida: Nacional

Referências: Ferlay J, Ervik M, Lam F, Colombet M, Mery L, Piñeros M, Znaor A, Soerjomataram I, Bray F (2020). Global Cancer Observatory: Cancer Today. Lyon, France: International Agency for Research on Cancer. Available from: <https://gco.iarc.fr/today>, accessed 10.01.2113

Definições (disponível apenas em inglês): Age-standardized incidence rates per 100 000

Cancro da mama

Mulheres, 2020



Idade: 20+

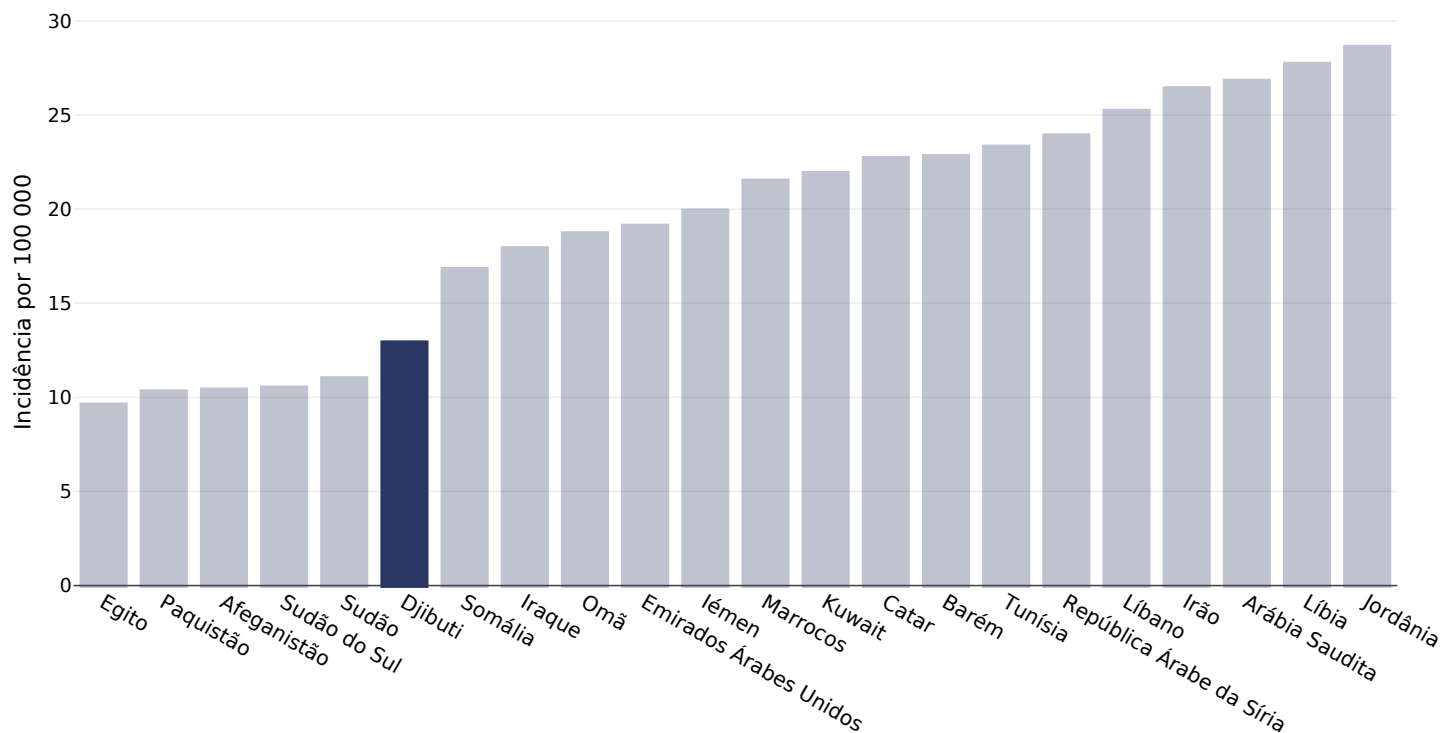
Área abrangida: Nacional

Referências: Ferlay J, Ervik M, Lam F, Colombet M, Mery L, Piñeros M, Znaor A, Soerjomataram I, Bray F (2020). Global Cancer Observatory: Cancer Today. Lyon, France: International Agency for Research on Cancer. Available from: <https://gco.iarc.fr/today>, accessed 10.01.2113

Definições (disponível apenas em inglês): Age-standardized incidence rates per 100 000

Cancro colorretal

Homens, 2020



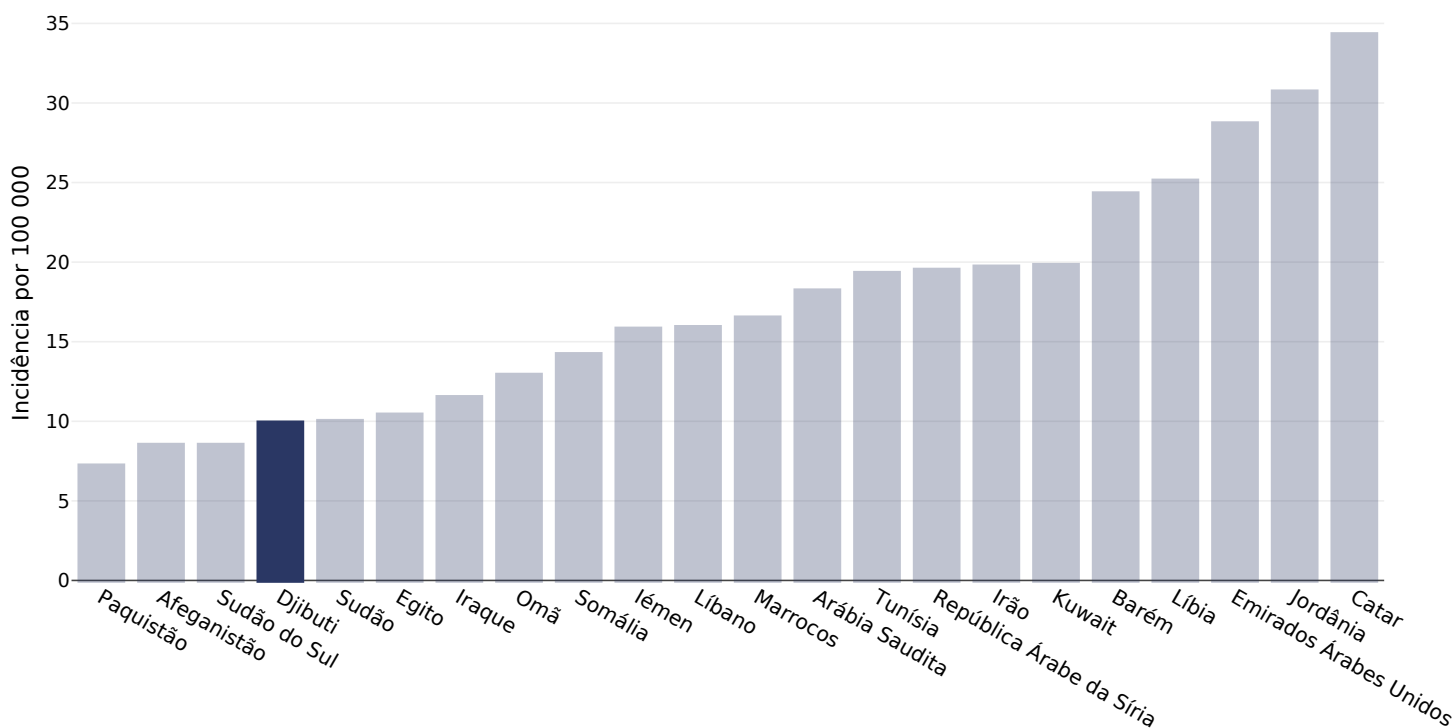
Idade: 20+

Área abrangida: Nacional

Referências: Ferlay J, Ervik M, Lam F, Colombet M, Mery L, Piñeros M, Znaor A, Soerjomataram I, Bray F (2020). Global Cancer Observatory: Cancer Today. Lyon, France: International Agency for Research on Cancer. Available from: <https://gco.iarc.fr/today>, accessed 10.01.2113

Definições (disponível apenas em inglês): Age-standardized incidence rates per 100 000

Mulheres, 2020



Idade: 20+

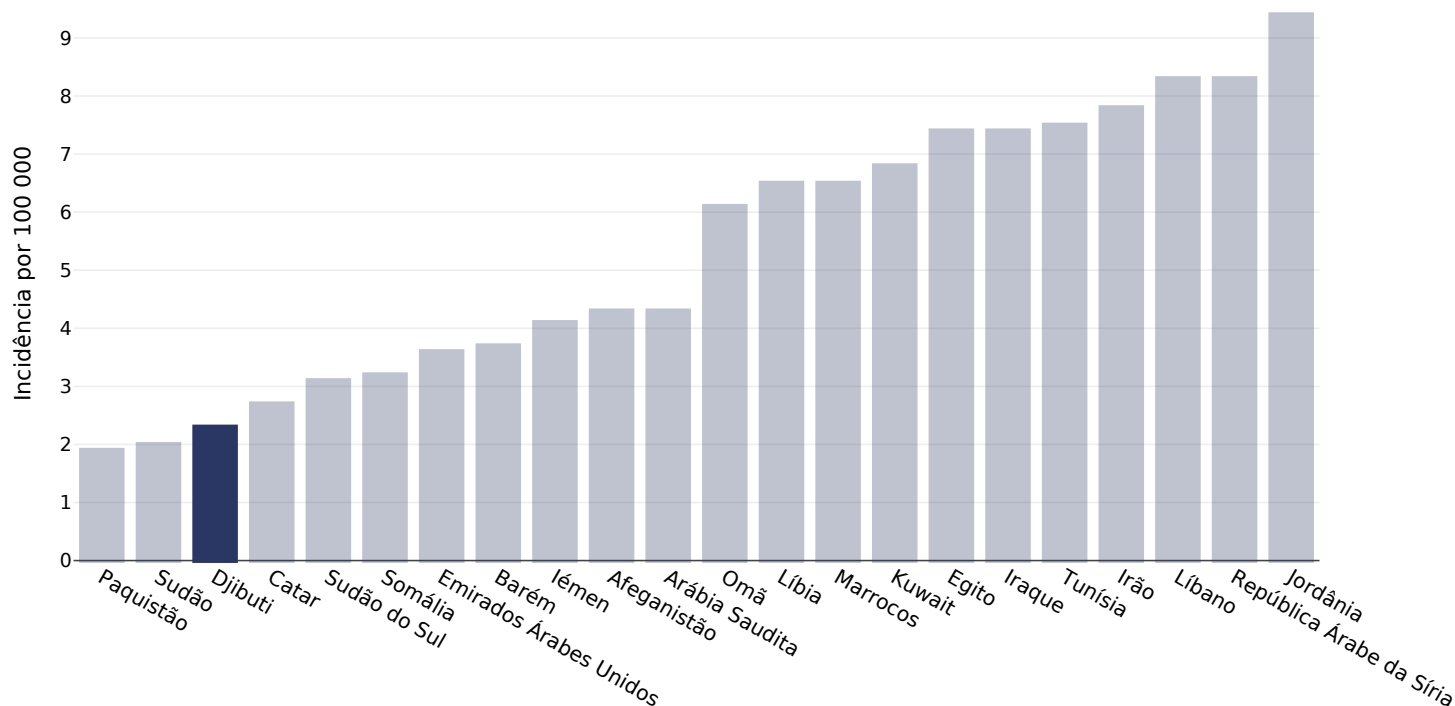
Área abrangida: Nacional

Referências: Ferlay J, Ervik M, Lam F, Colombet M, Mery L, Piñeros M, Znaor A, Soerjomataram I, Bray F (2020). Global Cancer Observatory: Cancer Today. Lyon, France: International Agency for Research on Cancer. Available from: <https://gco.iarc.fr/today>, accessed 10.01.2113

Definições (disponível apenas em inglês): Age-standardized incidence rates per 100 000

Cancro do pâncreas

Homens, 2020



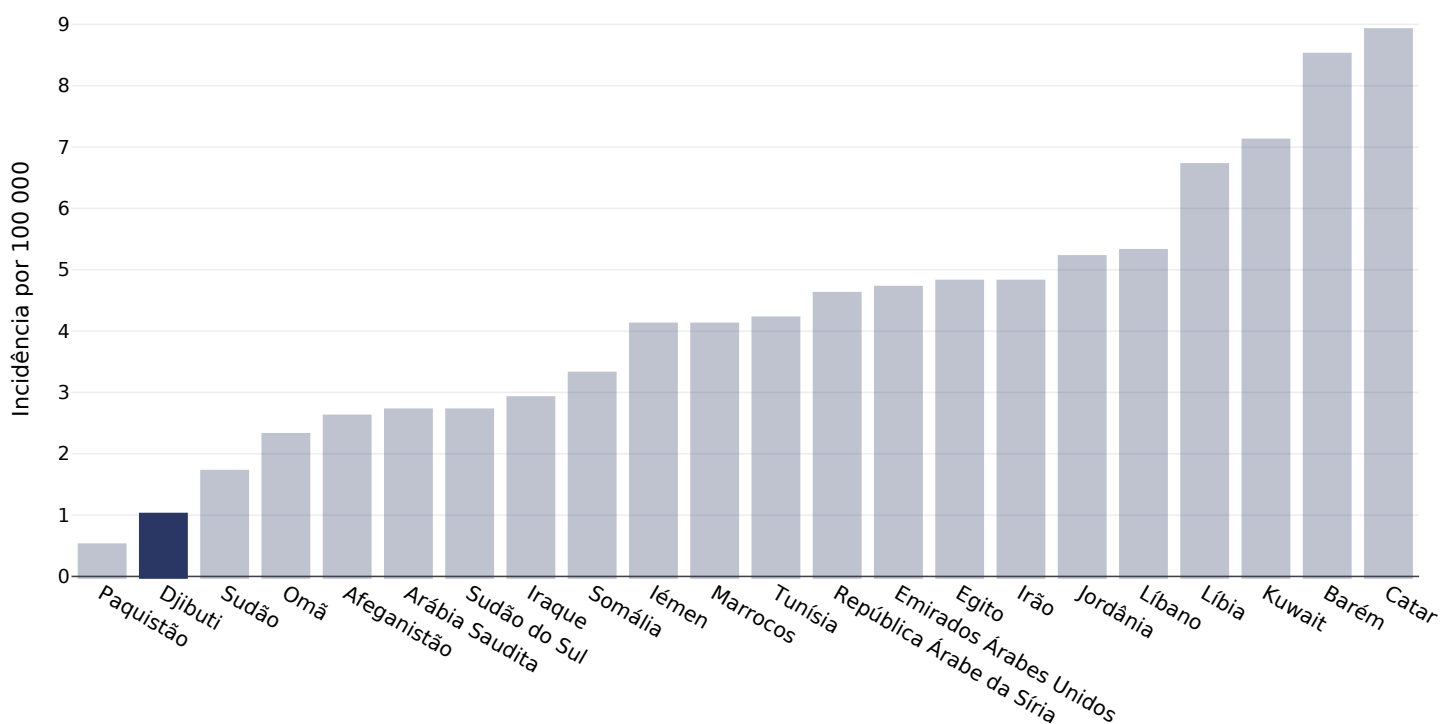
Idade: 20+

Área abrangida: Nacional

Referências: Ferlay J, Ervik M, Lam F, Colombet M, Mery L, Piñeros M, Znaor A, Soerjomataram I, Bray F (2020). Global Cancer Observatory: Cancer Today. Lyon, France: International Agency for Research on Cancer. Available from: <https://gco.iarc.fr/today>, accessed 10.01.2113

Definições (disponível apenas em inglês): Age-standardized incidence rates per 100 000

Mulheres, 2020



Idade: 20+

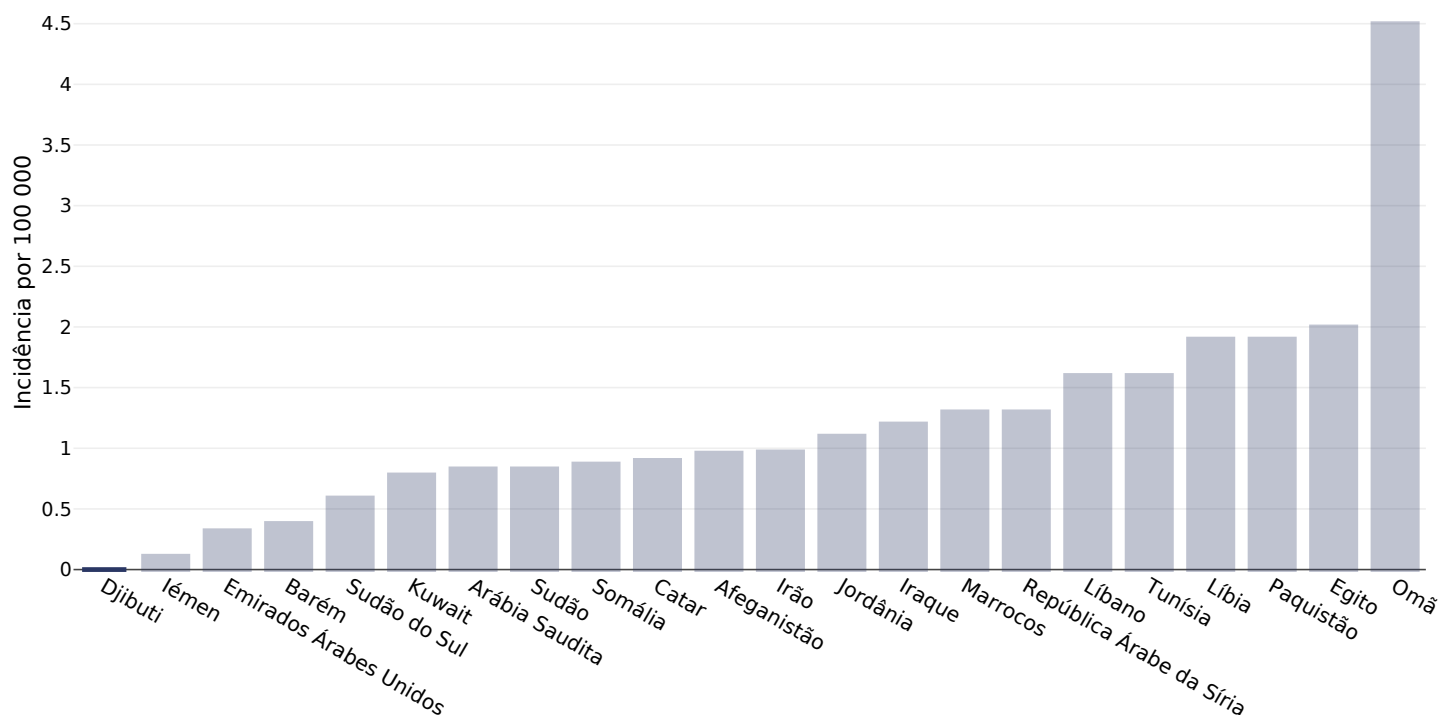
Área abrangida: Nacional

Referências: Ferlay J, Ervik M, Lam F, Colombet M, Mery L, Piñeros M, Znaor A, Soerjomataram I, Bray F (2020). Global Cancer Observatory: Cancer Today. Lyon, France: International Agency for Research on Cancer. Available from: <https://gco.iarc.fr/today>, accessed 10.01.2113

Definições (disponível apenas em inglês): Age-standardized incidence rates per 100 000

Cancro da vesícula biliar

Homens, 2020



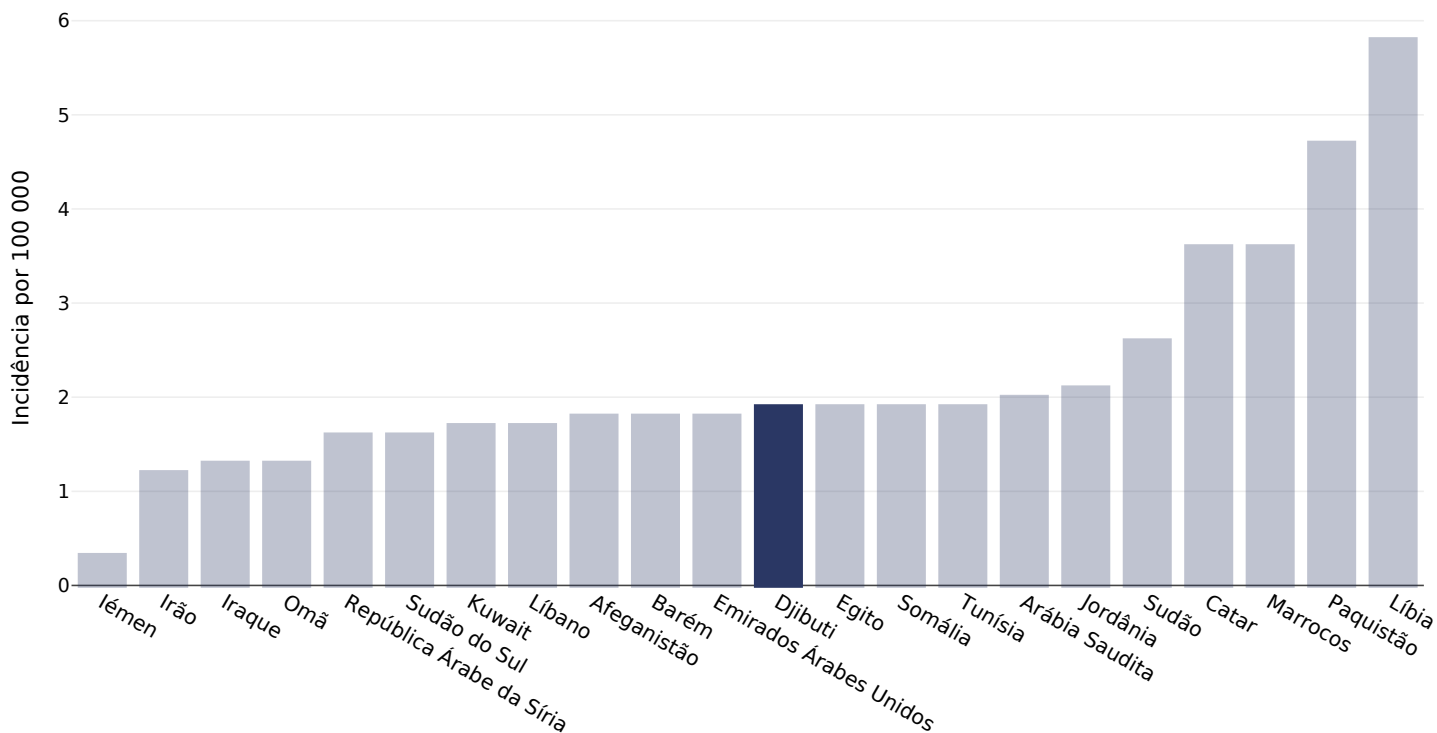
Idade: 20+

Área abrangida: Nacional

Referências: Ferlay J, Ervik M, Lam F, Colombet M, Mery L, Piñeros M, Znaor A, Soerjomataram I, Bray F (2020). Global Cancer Observatory: Cancer Today. Lyon, France: International Agency for Research on Cancer. Available from: <https://gco.iarc.fr/today>, accessed 10.01.2113

Definições (disponível apenas em inglês): Age-standardized incidence rates per 100 000

Mulheres, 2020



Idade: 20+

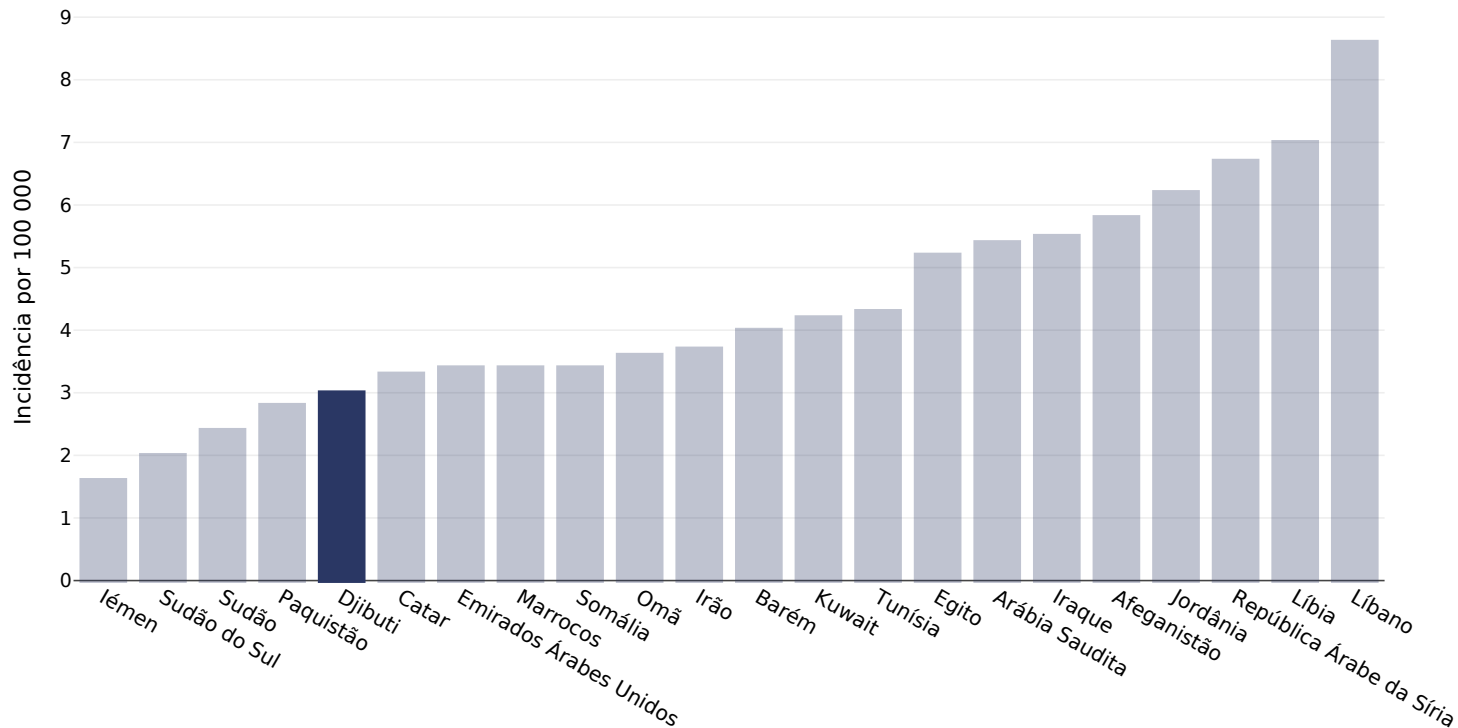
Área abrangida: Nacional

Referências: Ferlay J, Ervik M, Lam F, Colombet M, Mery L, Piñeros M, Znaor A, Soerjomataram I, Bray F (2020). Global Cancer Observatory: Cancer Today. Lyon, France: International Agency for Research on Cancer. Available from: <https://gco.iarc.fr/today>, accessed 10.01.2113

Definições (disponível apenas em inglês): Age-standardized incidence rates per 100 000

Cancro do rim

Homens, 2020



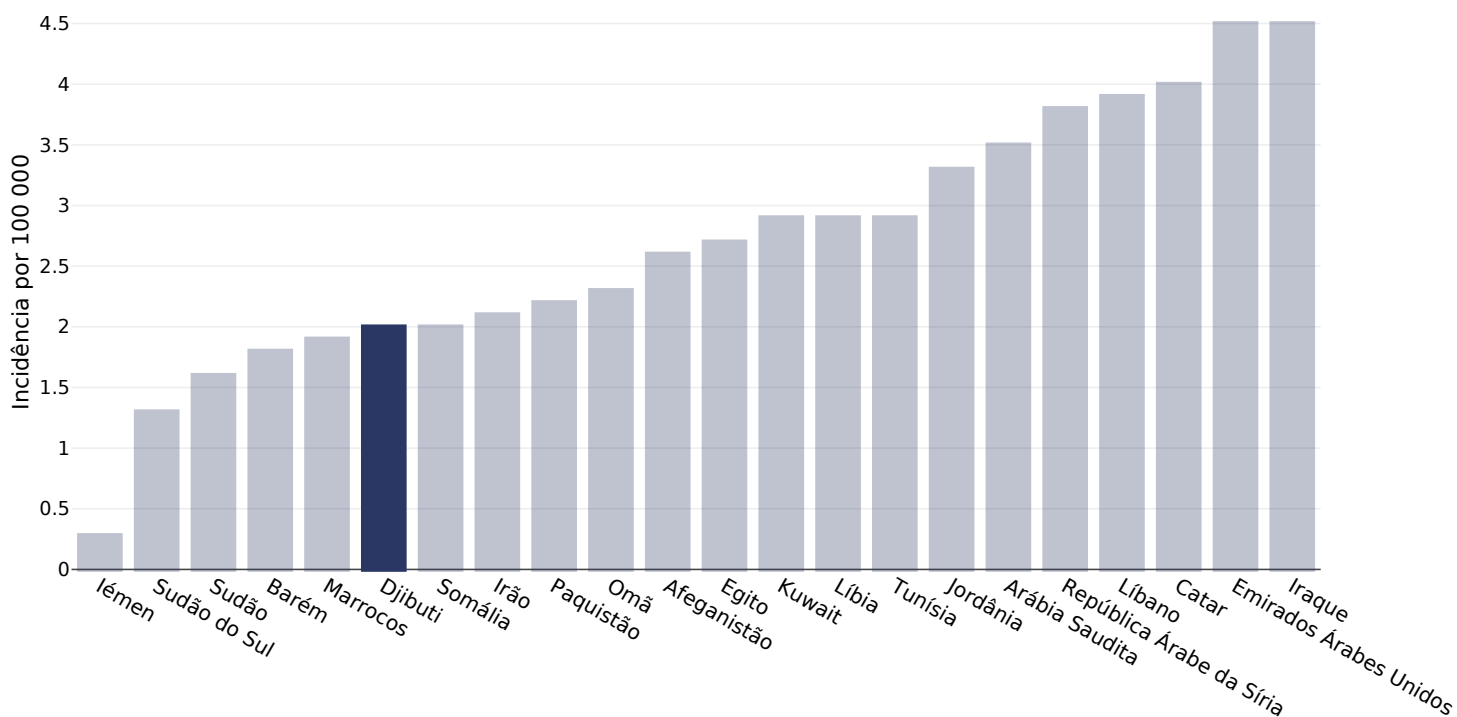
Idade: 20+

Área abrangida: Nacional

Referências: Ferlay J, Ervik M, Lam F, Colombet M, Mery L, Piñeros M, Znaor A, Soerjomataram I, Bray F (2020). Global Cancer Observatory: Cancer Today. Lyon, France: International Agency for Research on Cancer. Available from: <https://gco.iarc.fr/today>, accessed 10.01.2113

Definições (disponível apenas em inglês): Age-standardized incidence rates per 100 000

Mulheres, 2020



Idade: 20+

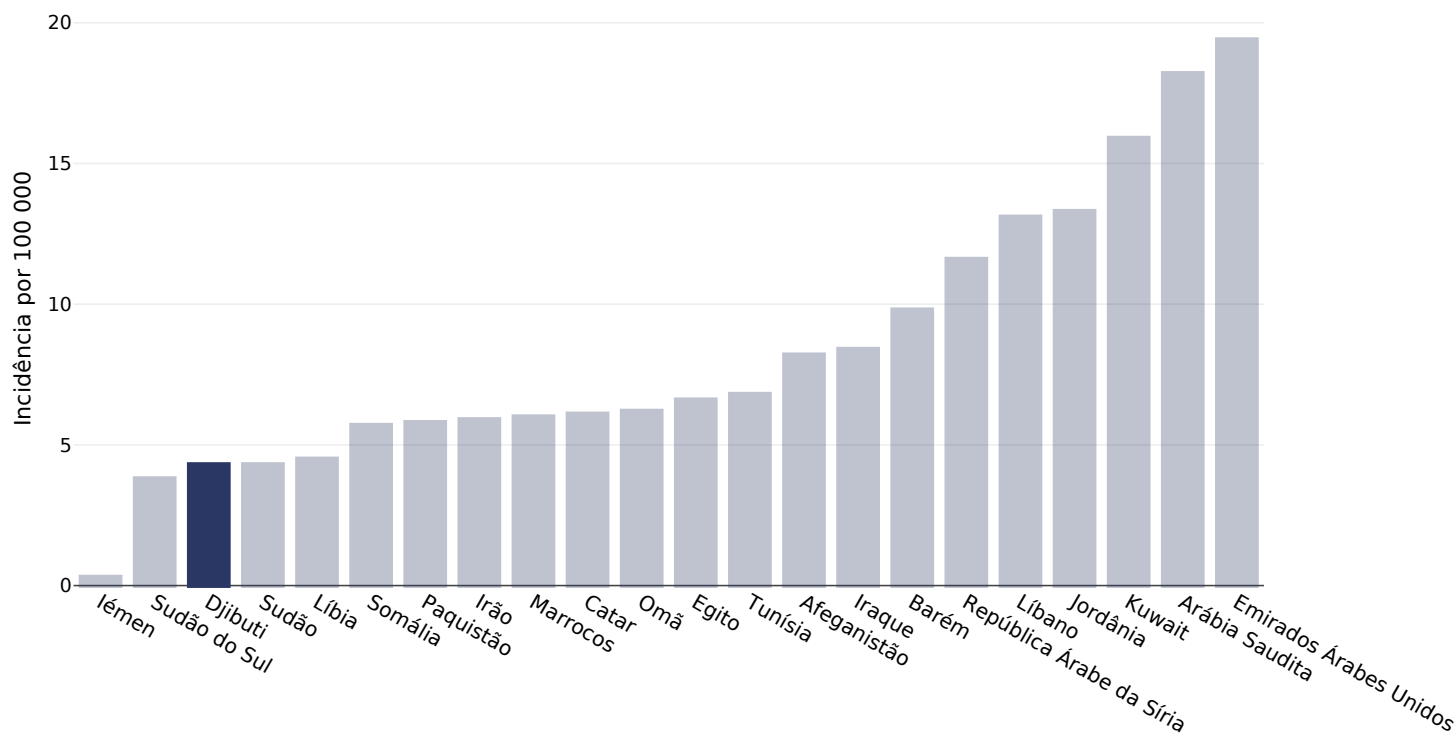
Área abrangida: Nacional

Referências: Ferlay J, Ervik M, Lam F, Colombet M, Mery L, Piñeros M, Znaor A, Soerjomataram I, Bray F (2020). Global Cancer Observatory: Cancer Today. Lyon, France: International Agency for Research on Cancer. Available from: <https://gco.iarc.fr/today>, accessed 10.01.2113

Definições (disponível apenas em inglês): Age-standardized incidence rates per 100 000

Cancro do útero

Mulheres, 2020



Idade: 20+

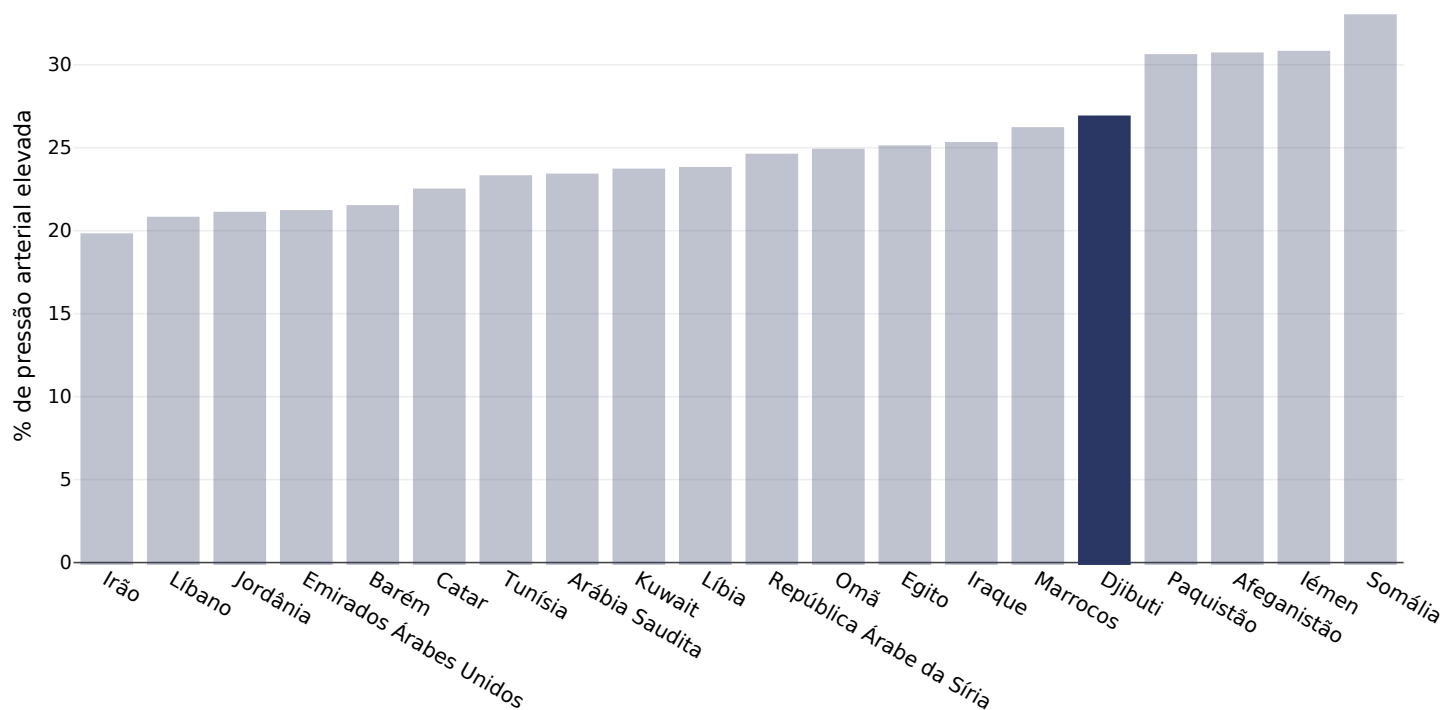
Área abrangida: Nacional

Referências: Ferlay J, Ervik M, Lam F, Colombet M, Mery L, Piñeros M, Znaor A, Soerjomataram I, Bray F (2020). Global Cancer Observatory: Cancer Today. Lyon, France: International Agency for Research on Cancer. Available from: <https://gco.iarc.fr/today>, accessed 10.01.2113

Definições (disponível apenas em inglês): Age-standardized incidence rates per 100 000

Pressão arterial elevada

Adultos, 2015



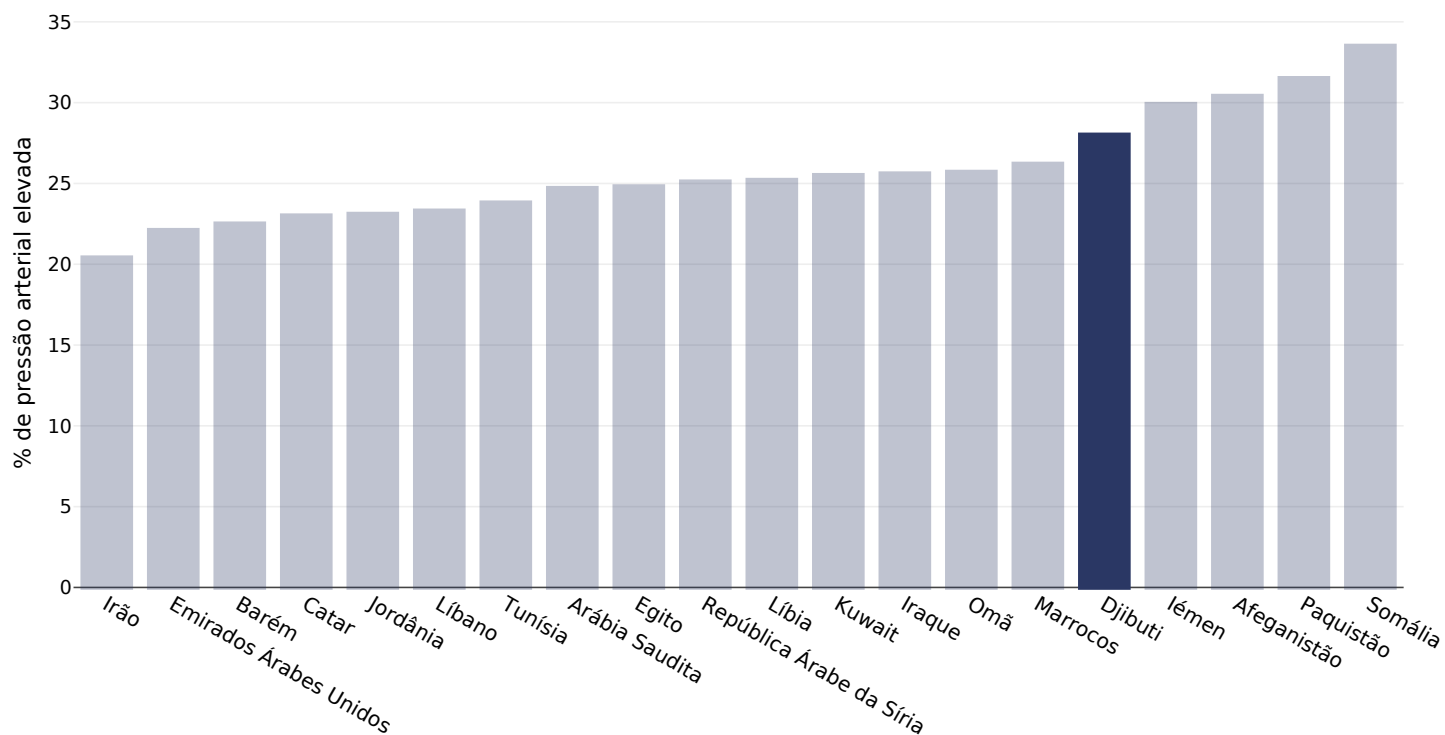
Referências:

Global Health Observatory data repository, World Health Organisation,
<http://apps.who.int/gho/data/node.main.A875?lang=en>

Definições (disponível apenas em inglês):

Age Standardised estimated % Raised blood pressure 2015 (SBP \geq 140 OR DBP \geq 90).

Homens, 2015



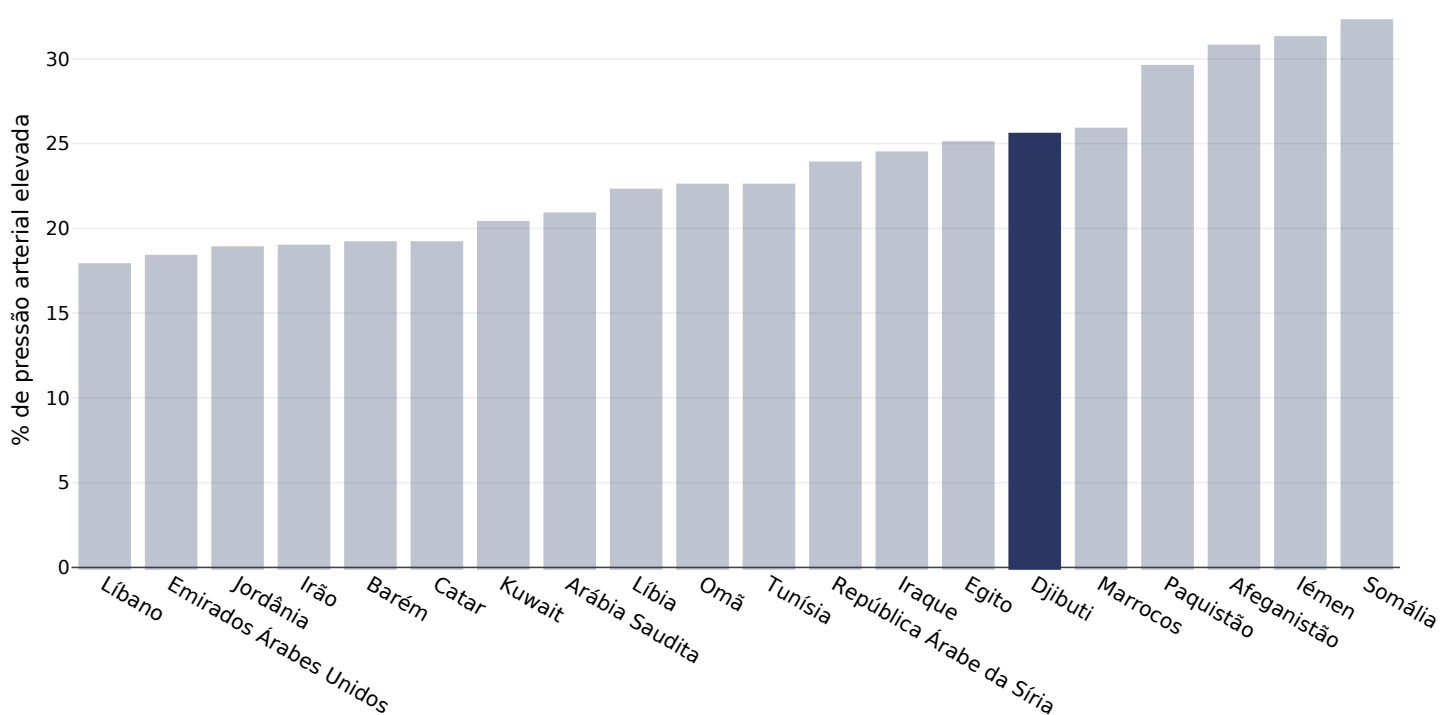
Referências:

Global Health Observatory data repository, World Health Organisation,
<http://apps.who.int/gho/data/node.main.A875?lang=en>

Definições (disponível apenas em inglês):

Age Standardised estimated % Raised blood pressure 2015 (SBP>=140 OR DBP>=90).

Mulheres, 2015



Referências:

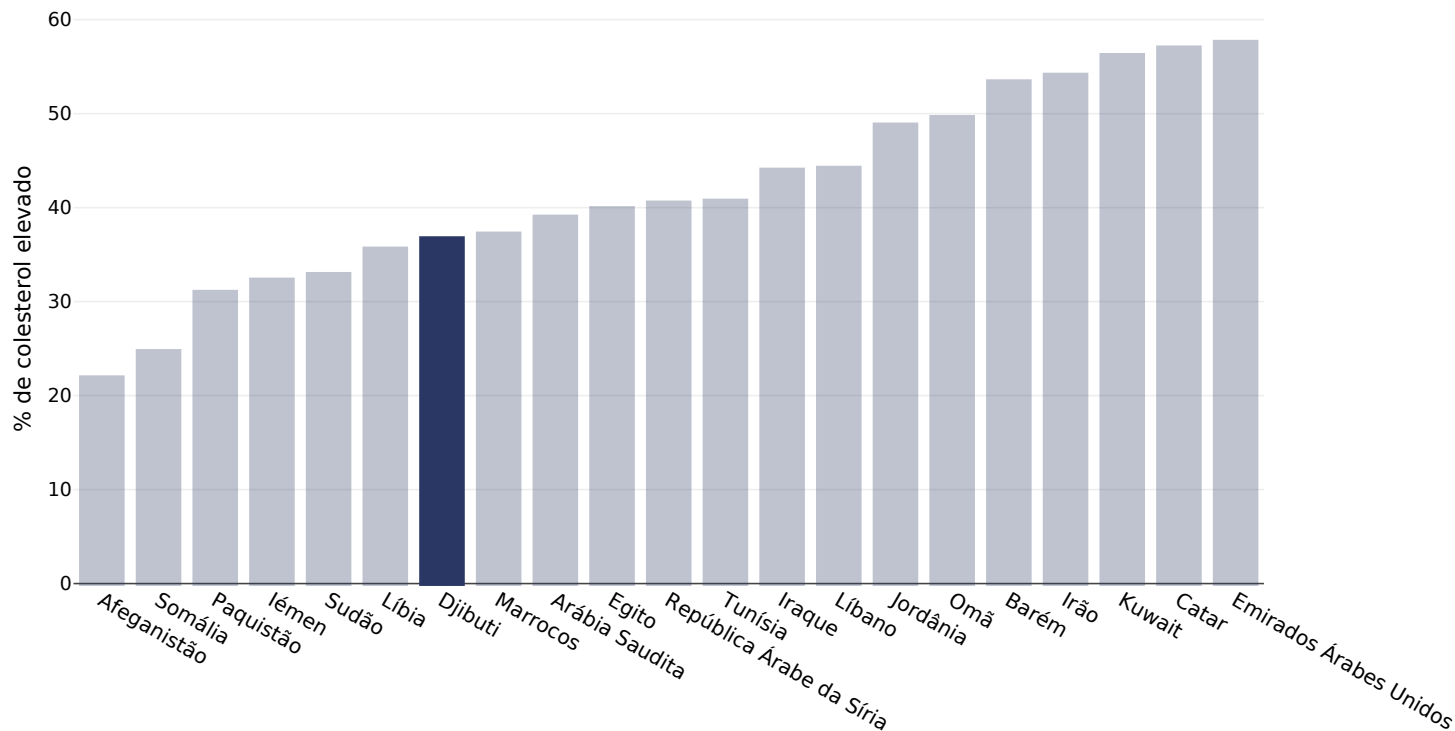
Global Health Observatory data repository, World Health Organisation,
<http://apps.who.int/gho/data/node.main.A875?lang=en>

Definições (disponível apenas em inglês):

Age Standardised estimated % Raised blood pressure 2015 (SBP>=140 OR DBP>=90).

Colesterol elevado

Adultos, 2008



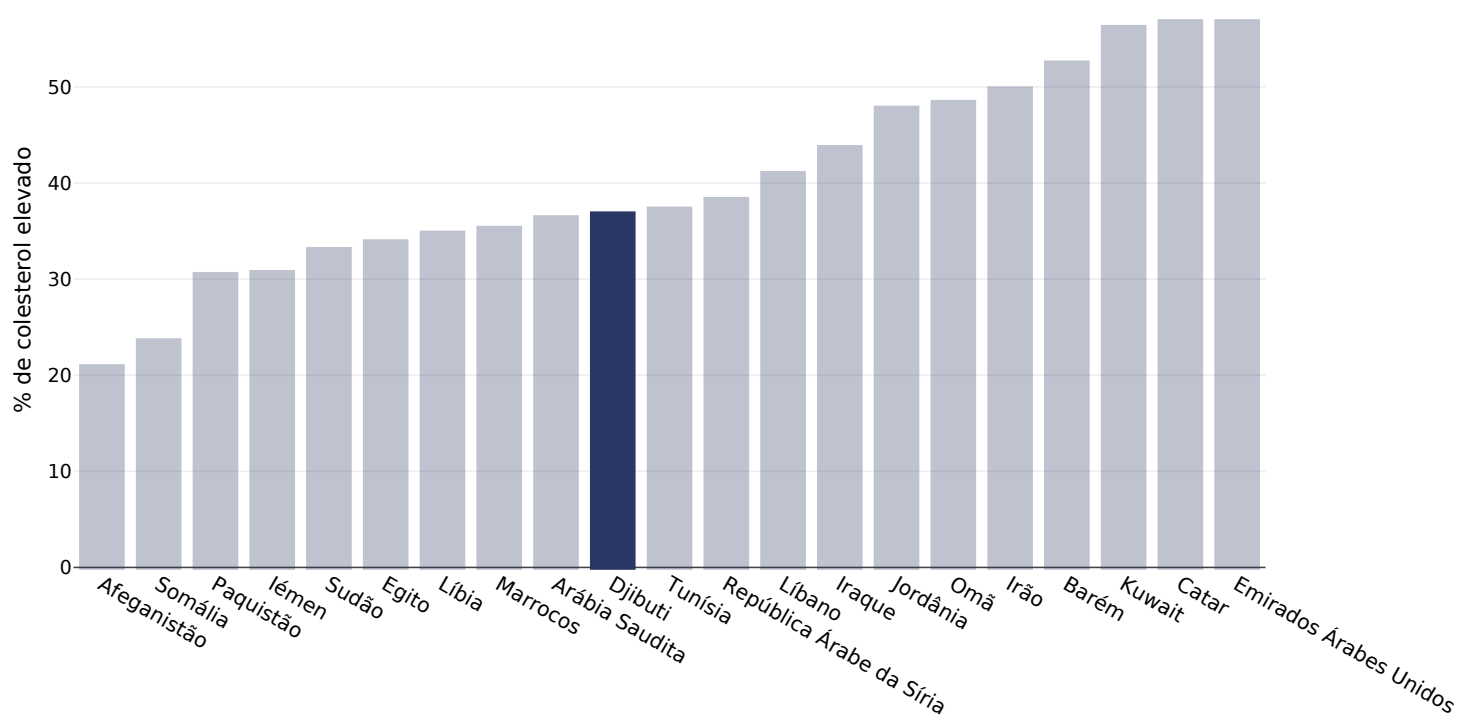
Referências:

Global Health Observatory data repository, World Health Organisation,
<http://apps.who.int/gho/data/node.main.A885>

Definições (disponível apenas em inglês):

% Raised total cholesterol (≥ 5.0 mmol/L) (age-standardized estimate).

Homens, 2008



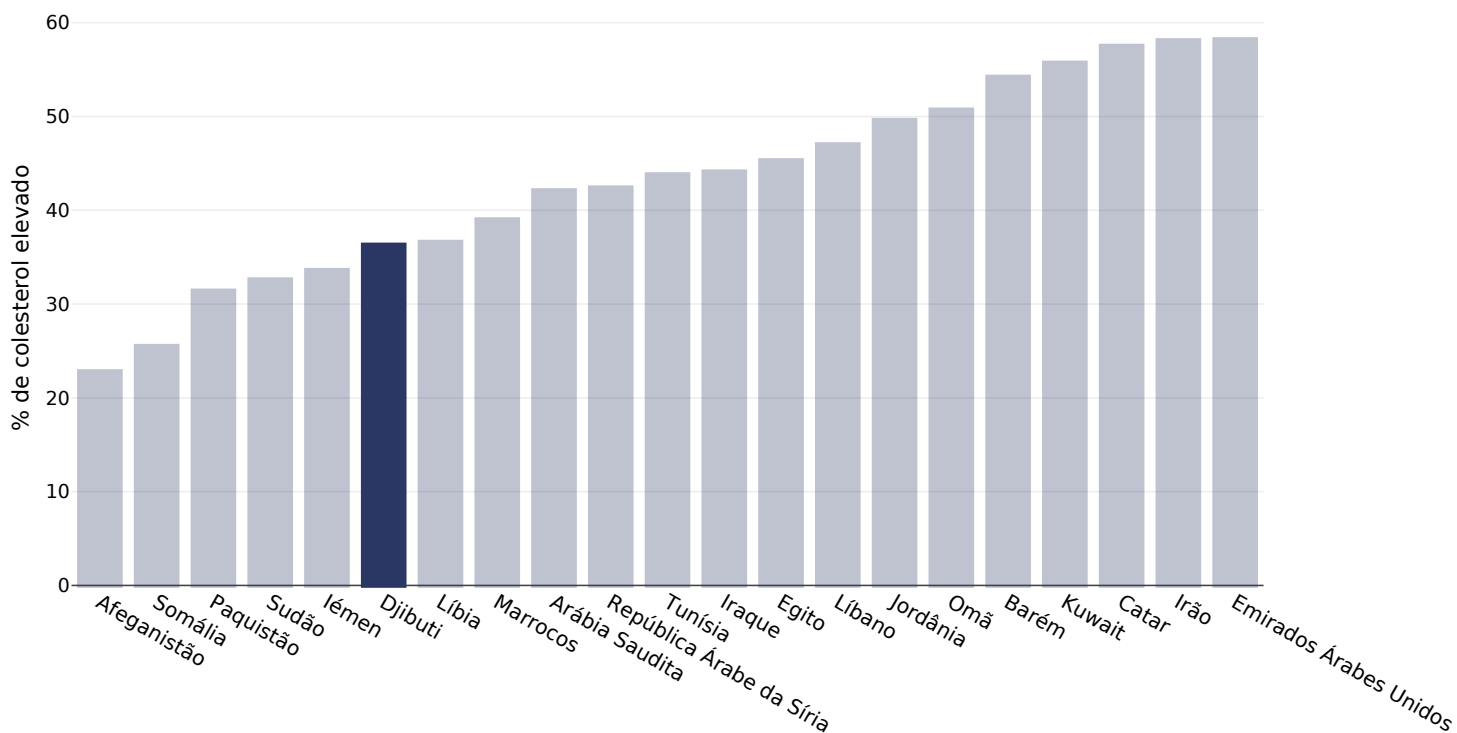
Referências:

Global Health Observatory data repository, World Health Organisation,
<http://apps.who.int/gho/data/node.main.A885>

Definições (disponível apenas em inglês):

% Raised total cholesterol (≥ 5.0 mmol/L) (age-standardized estimate).

Mulheres, 2008



Referências:

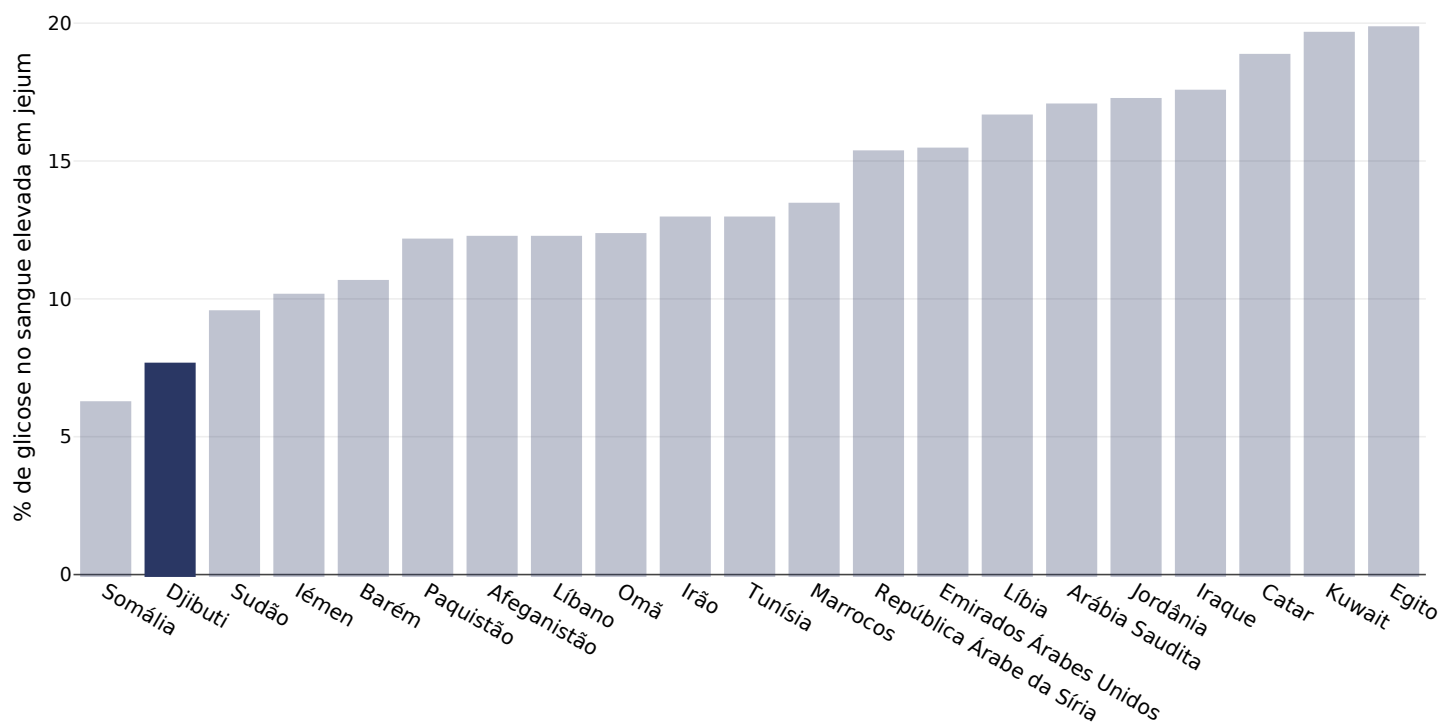
Global Health Observatory data repository, World Health Organisation,
<http://apps.who.int/gho/data/node.main.A885>

Definições (disponível apenas em inglês):

% Raised total cholesterol (≥ 5.0 mmol/L) (age-standardized estimate).

Glicose no sangue elevada em jejum

Homens, 2014



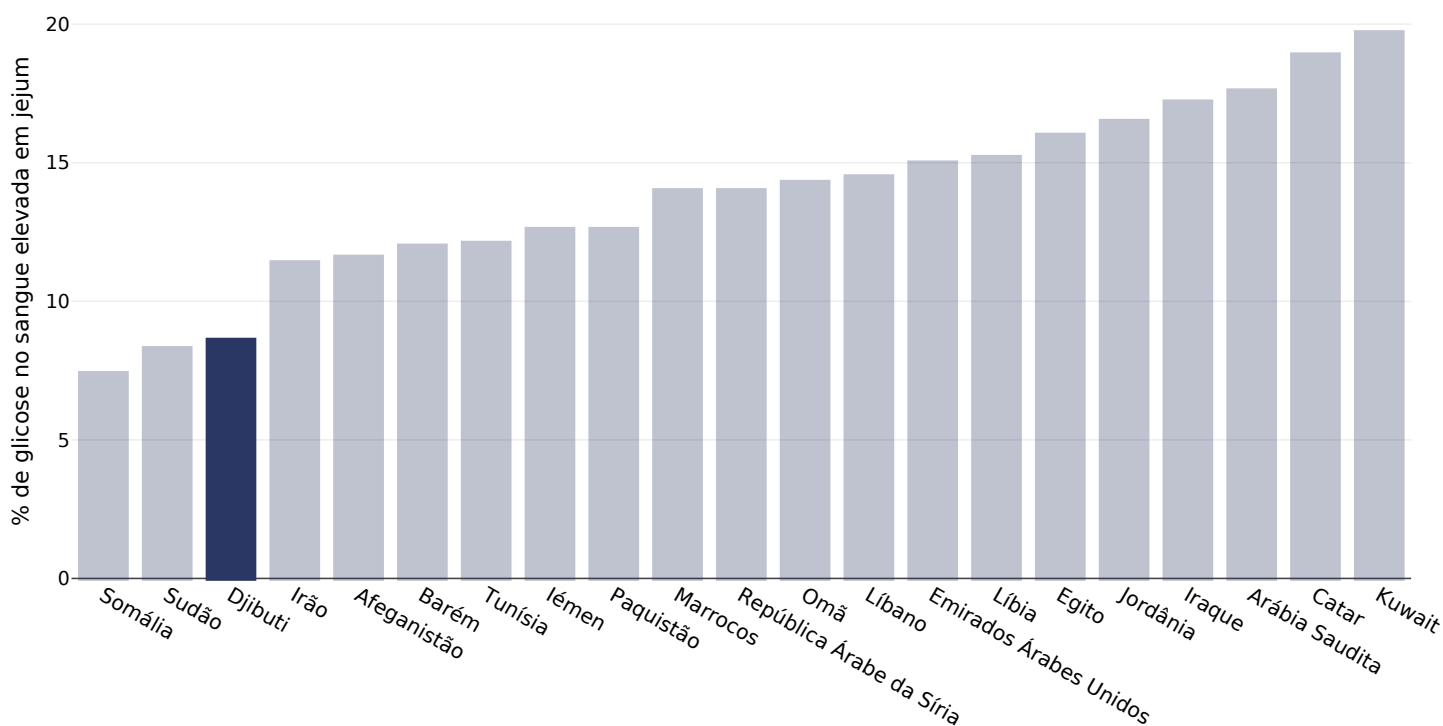
Referências:

Global Health Observatory data repository, World Health Organisation,
<http://apps.who.int/gho/data/node.main.A869?lang=en>

Definições (disponível apenas em inglês):

Age Standardised % raised fasting blood glucose (≥ 7.0 mmol/L or on medication).

Mulheres, 2014



Referências:

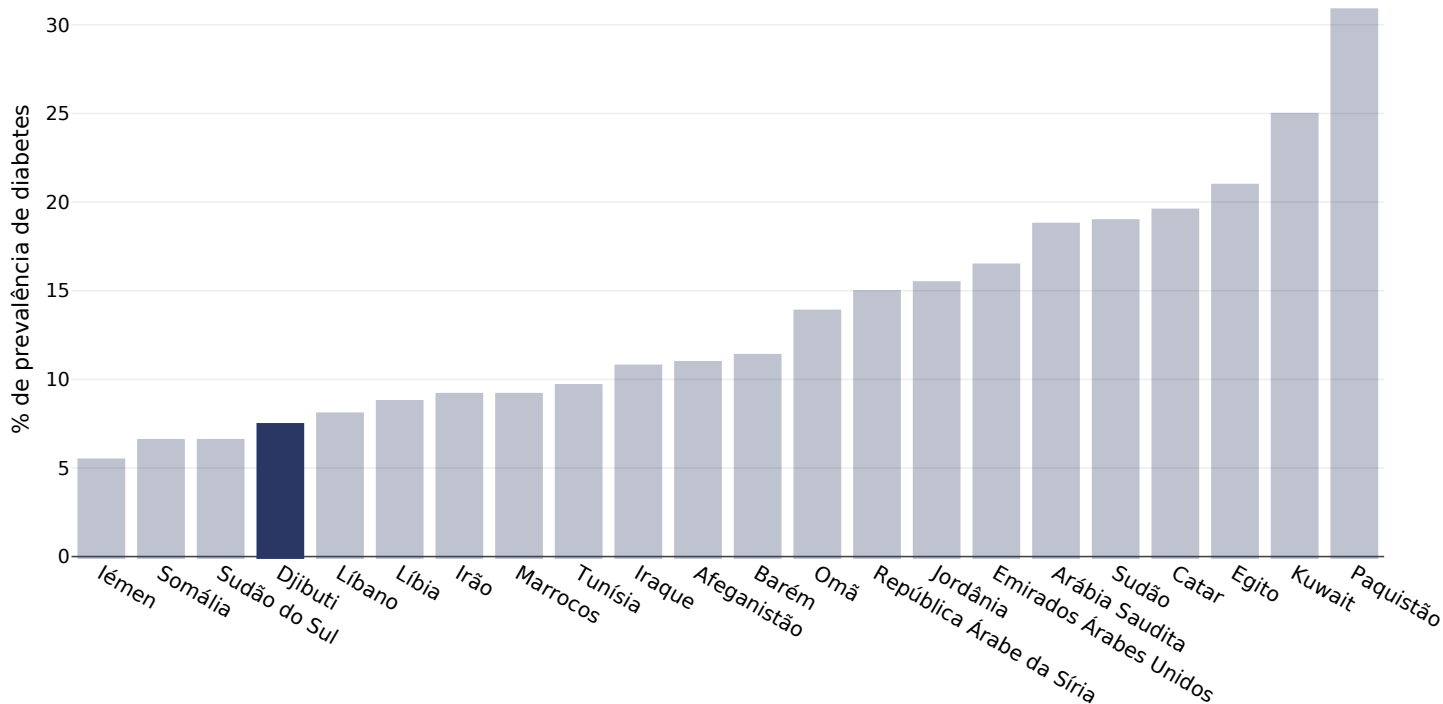
Global Health Observatory data repository, World Health Organisation,
<http://apps.who.int/gho/data/node.main.A869?lang=en>

Definições (disponível apenas em inglês):

Age Standardised % raised fasting blood glucose (≥ 7.0 mmol/L or on medication).

Prevalência de diabetes

Adultos, 2021



Idade: 20-79

Área abrangida: Nacional

Referências: Reproduced with kind permission International Diabetes Federation. IDF Diabetes Atlas, 10th edn. Brussels, Belgium:International Diabetes Federation, 2021. <http://www.diabetesatlas.org>

Definições (disponível apenas em inglês): Age-adjusted comparative prevalence of diabetes, %

Contextual factors

Disclaimer: These contextual factors should be interpreted with care. Results are updated as regularly as possible and use very specific criteria. The criteria used and full definitions are available for download at the bottom of this page.



Labelling

Is there mandatory nutrition labelling?	X
Front-of-package labelling?	X
Back-of-pack nutrition declaration?	X
Color coding?	X
Warning label?	X



Regulation and marketing

Are there fiscal policies on unhealthy products?	X
Tax on unhealthy foods?	X
Tax on unhealthy drinks?	X
Are there fiscal policies on healthy products?	X
Subsidy on fruits?	X
Subsidy on vegetables?	X
Subsidy on other healthy products?	X
Mandatory limit or ban of trans fat (all settings)?	X
Mandatory limit of trans fats in place (all settings)?	X
Ban on trans-fats or phos in place (all settings)?	X
Are there any mandatory policies/marketing restrictions on the promotion of unhealthy food/drinks to children?	X
Mandatory restriction on broadcast media?	X
Mandatory restriction on non-broadcast media?	X
Voluntary policies/marketing restrictions on the promotion of unhealthy food/drinks to children?	X
Are there mandatory standards for food in schools?	X
Are there any mandatory nutrient limits in any manufactured food products?	X
Nutrition standards for public sector procurement?	X



Political will and support

National obesity strategy or nutrition and physical activity national strategy?	✗
National obesity strategy?	✗
National childhood obesity strategy?	✗
Comprehensive nutrition strategy?	✓
Comprehensive physical activity strategy?	✗
Evidence-based dietary guidelines and/or RDAs?	✗
National target(s) on reducing obesity?	✗
Guidelines/policy on obesity treatment?	✗
Promotion of breastfeeding?	✗



Monitoring and surveillance

Monitoring of the prevalence and incidence for the main obesity-related NCDs and risk factors?	✗
Within 5 years?	✗



Governance and resource

Multi-sectoral national co-ordination mechanism for obesity or nutrition (including obesity)?	✓
--	----------

Key

-  **Present**
-  **Present (voluntary)**
-  **Incoming**
-  **Absent**
-  **Unknown**

Last updated September 13, 2022

PDF created on May 18, 2024