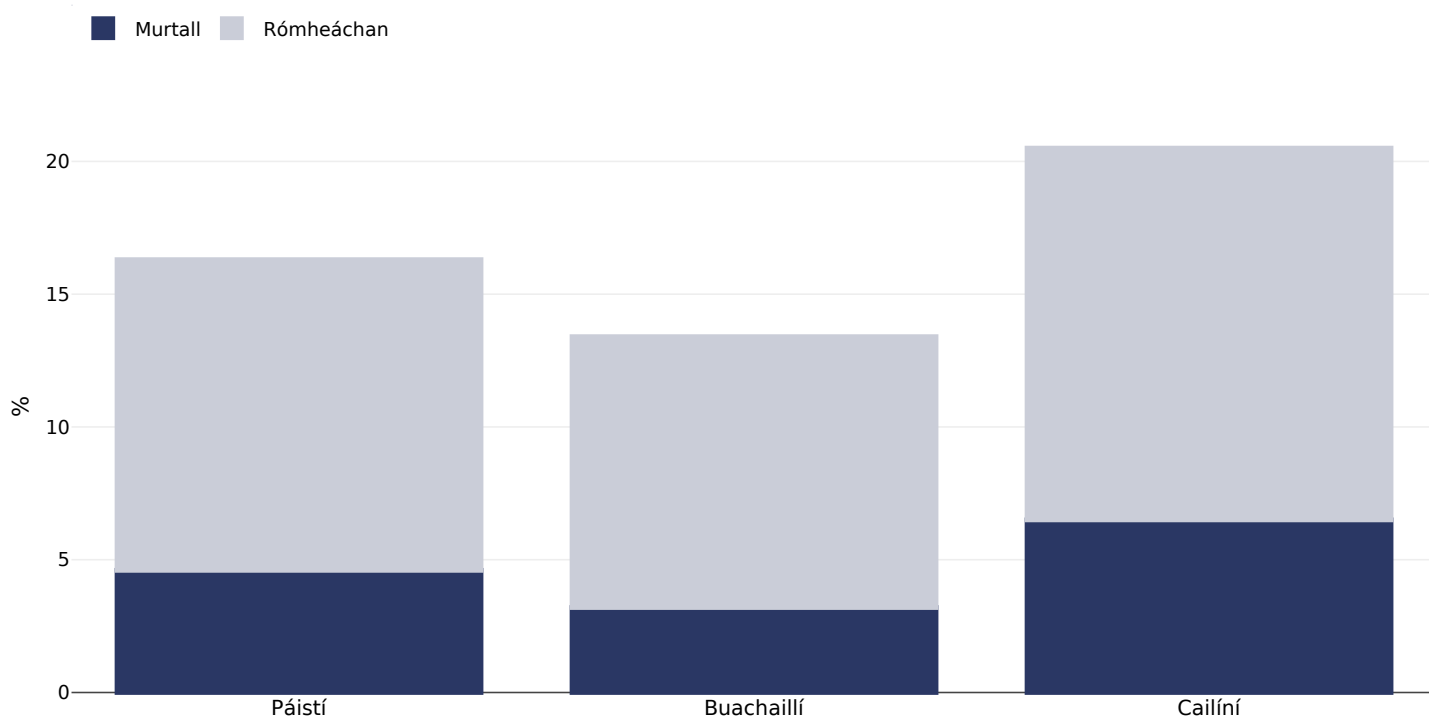


Report card Djibouti



Leitheadúlacht murtaill

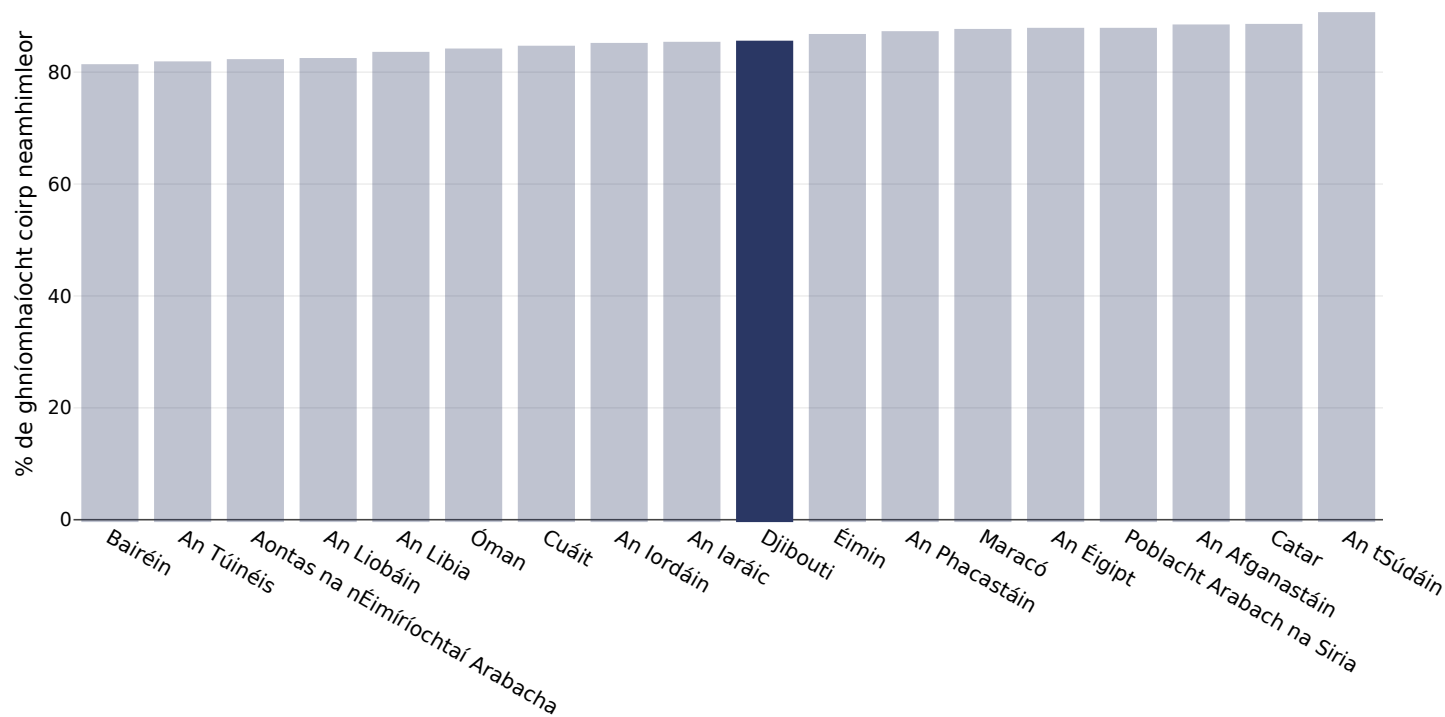
Páistí, 2007



Cineál an tsuirbhé:	Féintuairiscithe
Aois:	13-15
Samplamhéid:	1777
Ceantar Clúdaithe:	Náisiúnta
Tagairtí:	Global School-based Student Health Survey (GSHS), available at https://www.who.int/ncds/surveillance/gshs/Djibouti_2007_Fact_Sheet.pdf (last accessed 24.09.20)
Cutoffs:	WHO

Gníomhaíocht choirp neamhimleor

Páistí, 2016



Cineál an tsuirbhé:

Féintuairiscithe

Aois:

11-17

Tagairtí:

Global Health Observatory data repository, World Health Organisation, <https://apps.who.int/gho/data/node.main.A893ADO?lang=en> (last accessed 16.03.21)

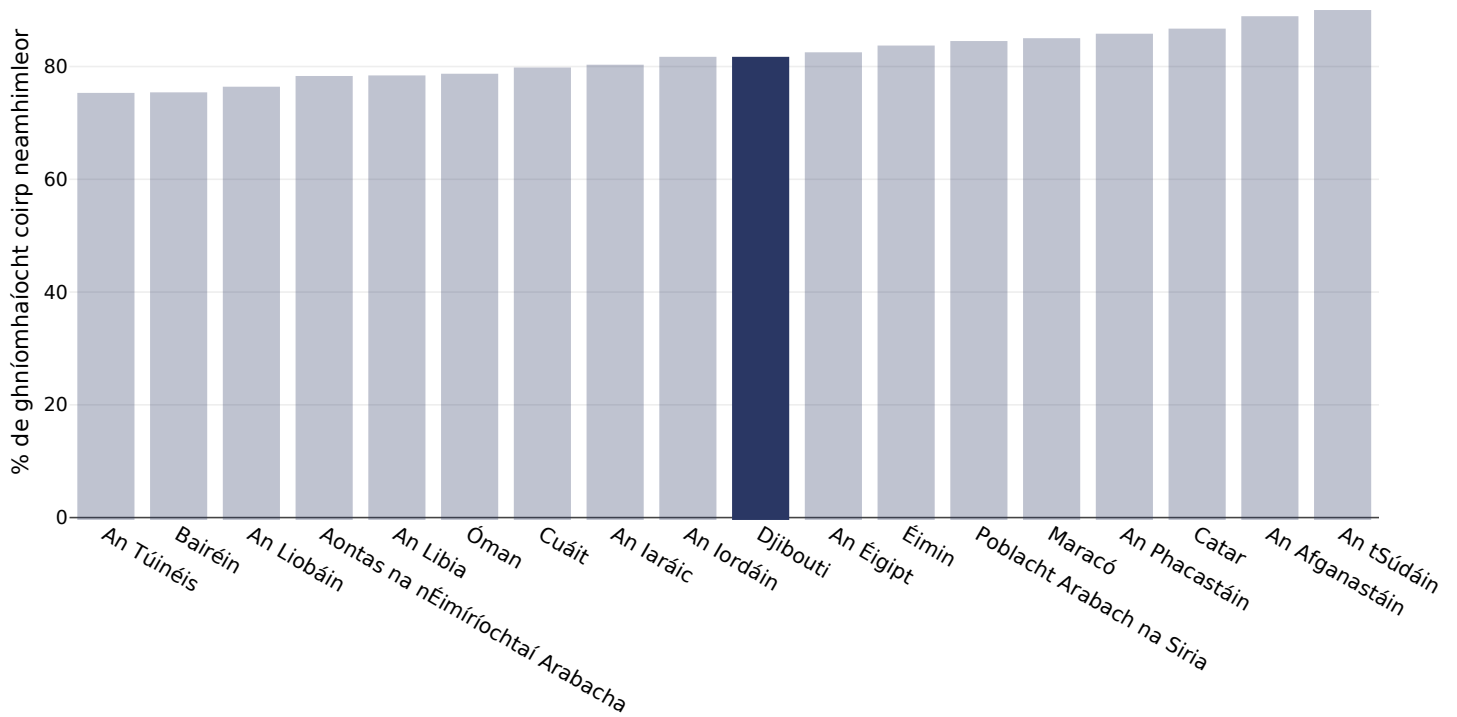
Nótaí:

% of school going adolescents not meeting WHO recommendations on Physical Activity for Health, i.e. doing less than 60 minutes of moderate- to vigorous-intensity physical activity daily.

Sainmhíne (ar fáil i mBéarla amháin):

% Adolescents insufficiently active (age standardised estimate)

Buachaillí, 2016



Cineál an tsuirbhé:

Féintuairiscithe

Aois:

11-17

Tagairtí:

Global Health Observatory data repository, World Health Organisation, <https://apps.who.int/gho/data/node.main.A893ADO?lang=en> (last accessed 16.03.21)

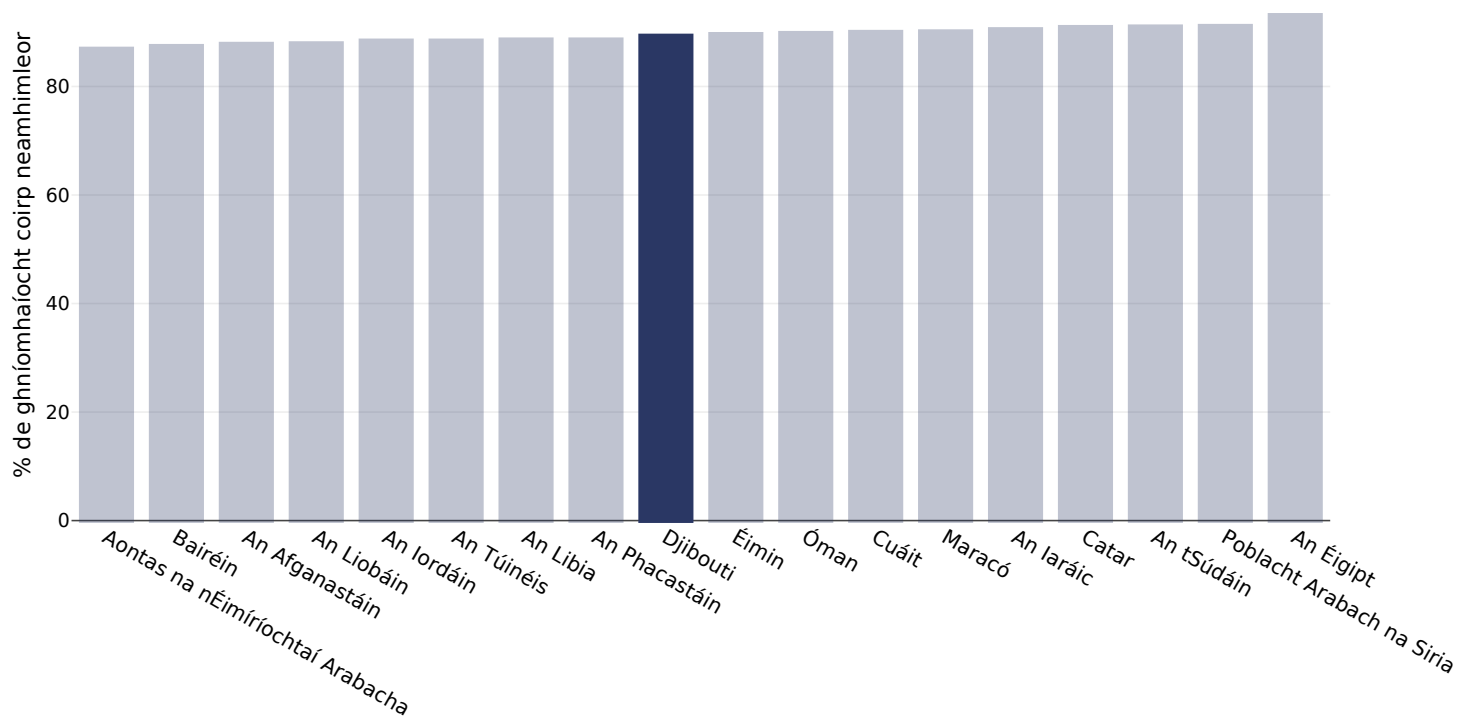
Nótaí:

% of school going adolescents not meeting WHO recommendations on Physical Activity for Health, i.e. doing less than 60 minutes of moderate- to vigorous-intensity physical activity daily.

Sainmhíne (ar fáil i mBéarla amháin):

% Adolescents insufficiently active (age standardised estimate)

Cailíní, 2016



Cineál an tsuirbhé:

Féintuairiscithe

Aois:

11-17

Tagairtí:

Global Health Observatory data repository, World Health Organisation, <https://apps.who.int/gho/data/node.main.A893ADO?lang=en> (last accessed 16.03.21)

Nótaí:

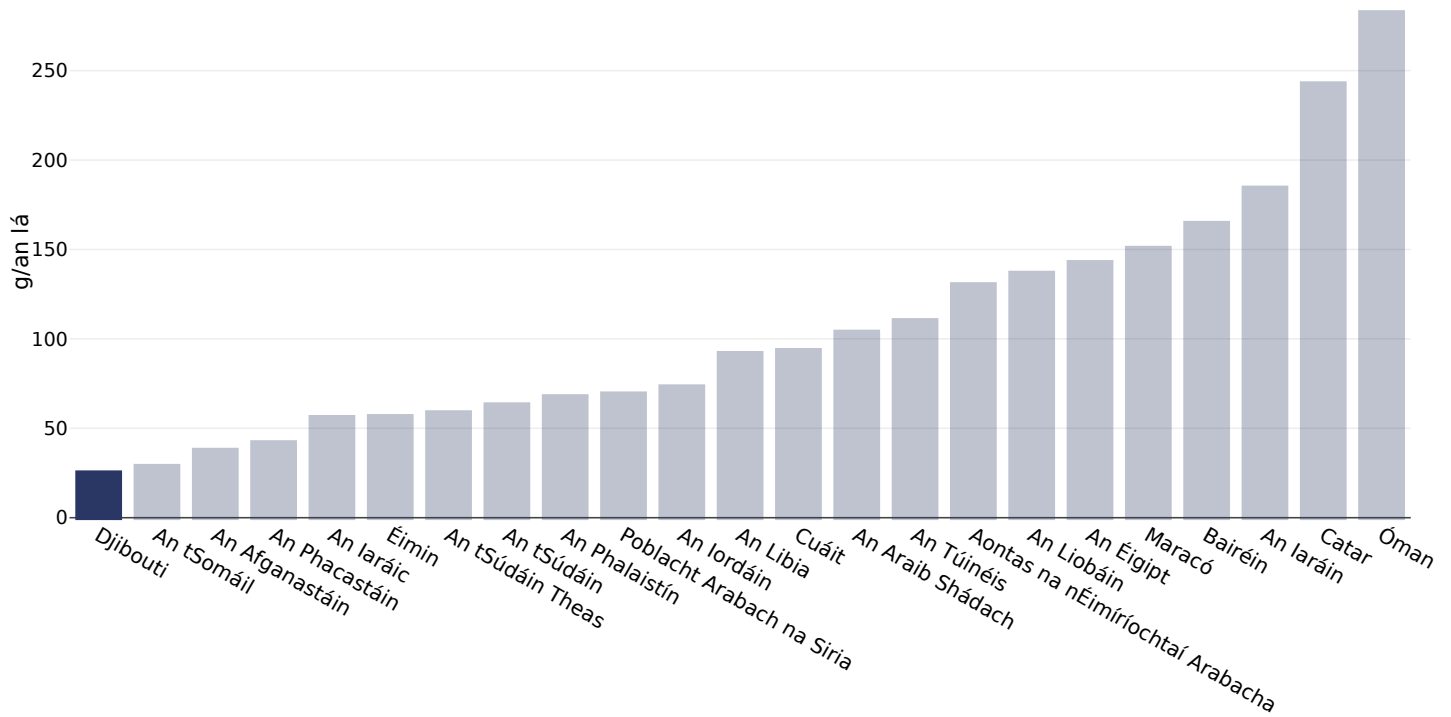
% of school going adolescents not meeting WHO recommendations on Physical Activity for Health, i.e. doing less than 60 minutes of moderate- to vigorous-intensity physical activity daily.

Sainmhíne (ar fáil i mBéarla amháin):

% Adolescents insufficiently active (age standardised estimate)

Estimated per capita fruit intake

Daoine Fásta, 2017



Cineál an tsuirbhé:

Tomhaiste

Aois:

25+

Tagairtí:

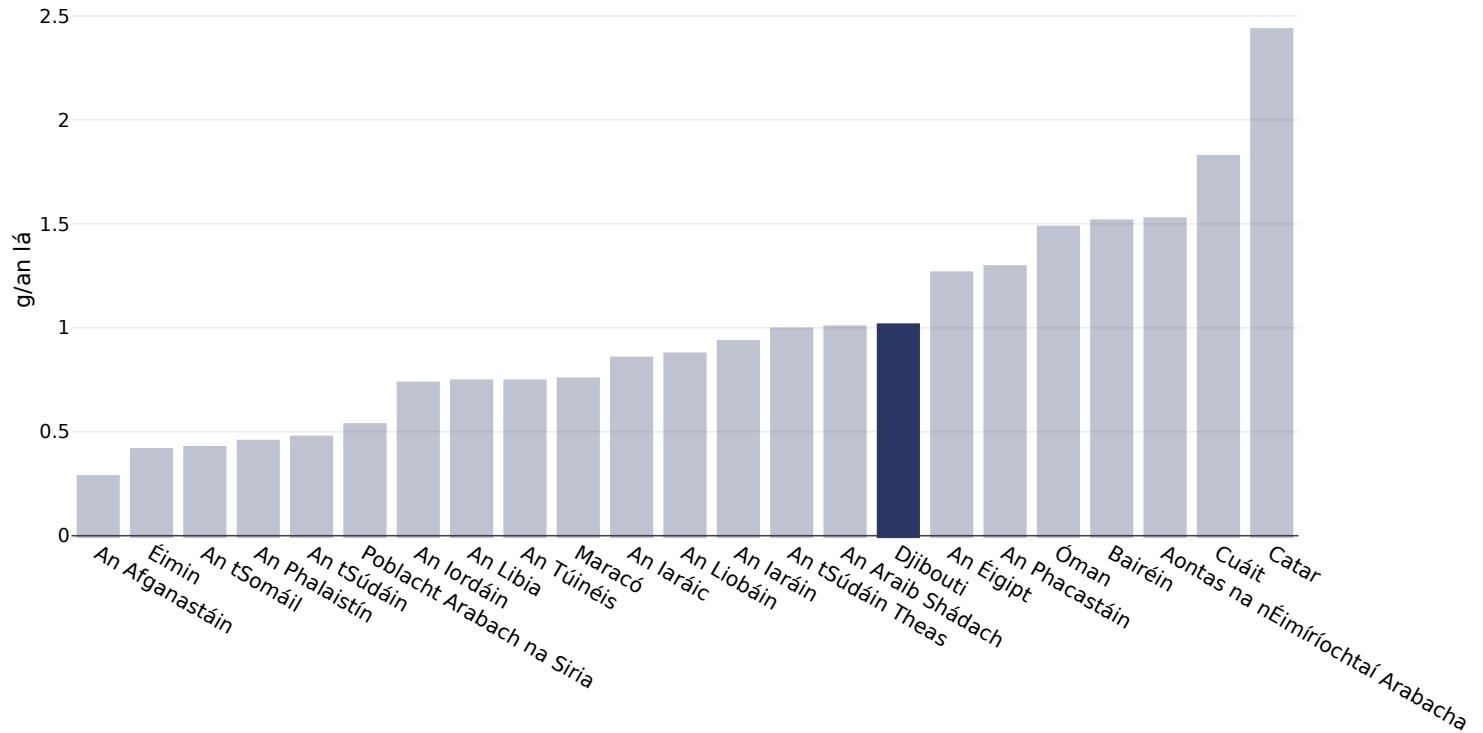
Global Burden of Disease, the Institute for Health Metrics and Evaluation <http://ghdx.healthdata.org/>

Sainmhínte (ar fáil i mBéarla amháin):

Estimated per-capita fruit intake (g/day)

Lontógáil mheasta feola próiseáilte per capita

Daoine Fásta, 2017



Cineál an tsuirbhé:

Tomhaiste

Aois:

25+

Tagairtí:

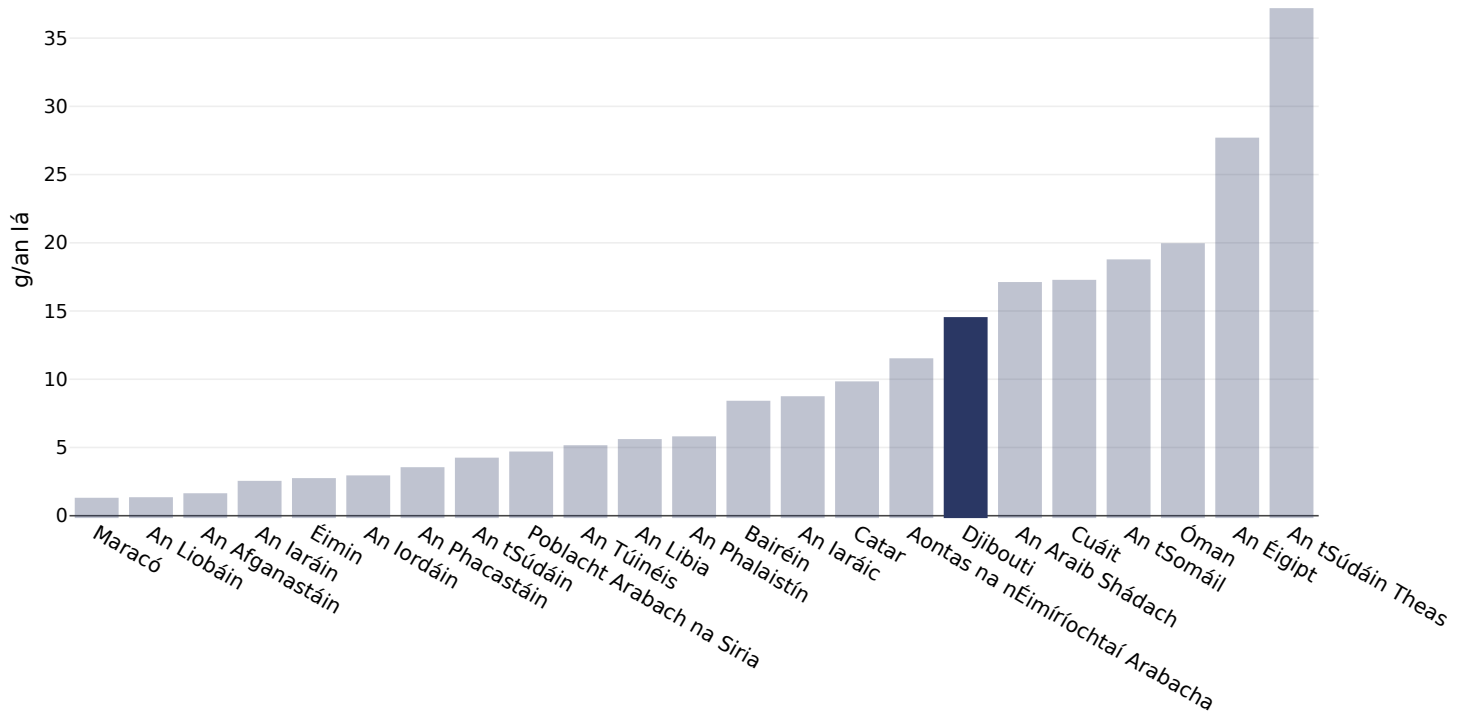
Global Burden of Disease, the Institute for Health Metrics and Evaluation <http://ghdx.healthdata.org/>

Sainmhínte (ar fáil i mBéarla amháin):

Estimated per-capita processed meat intake (g per day)

Estimated per capita whole grains intake

Daoine Fásta, 2017



Cineál an tsuirbhé:

Tomhaiste

Aois:

25+

Tagairtí:

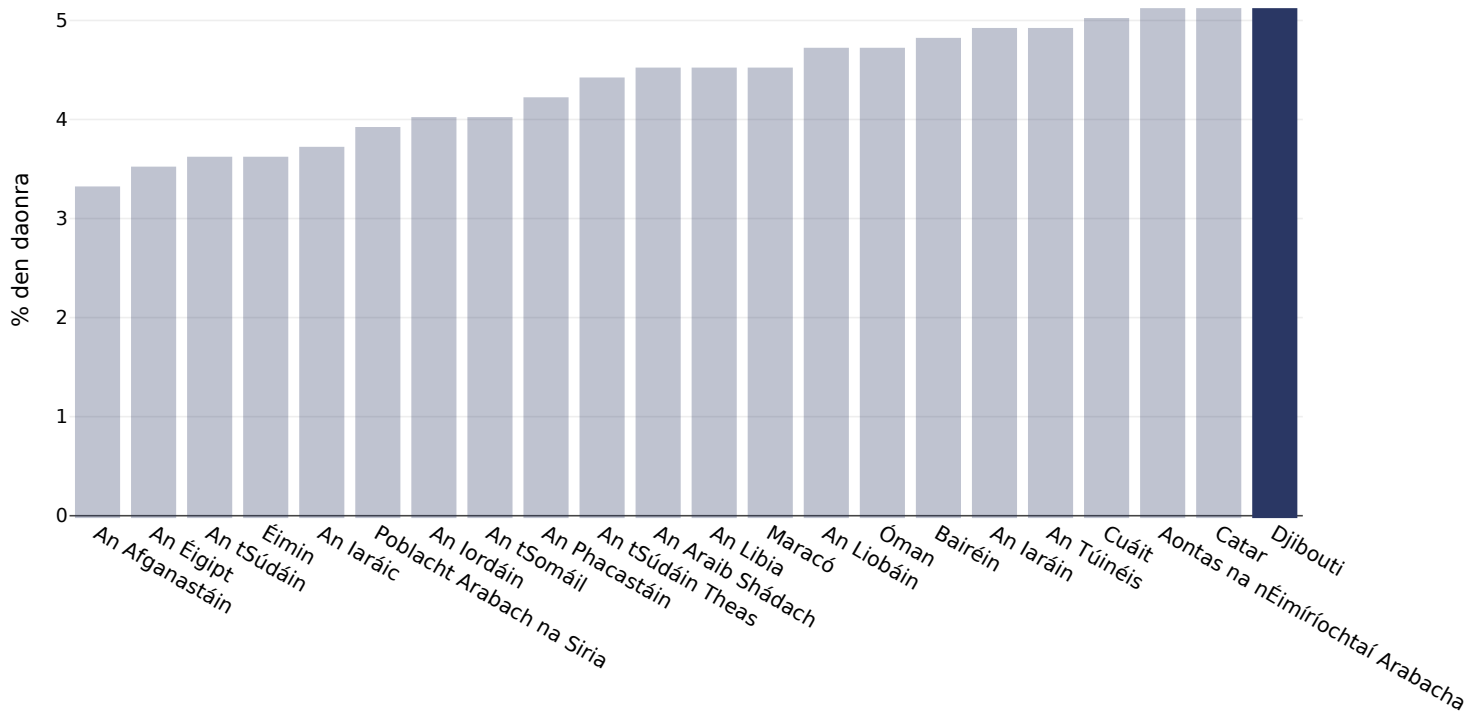
Global Burden of Disease, the Institute for Health Metrics and Evaluation <http://ghdx.healthdata.org/>

Sainmhínte (ar fáil i mBéarla amháin):

Estimated per-capita whole grains intake (g/day)

Meabhairshláinte - neamhoird dúlagar

Daoine Fásta, 2015



Tagairtí:

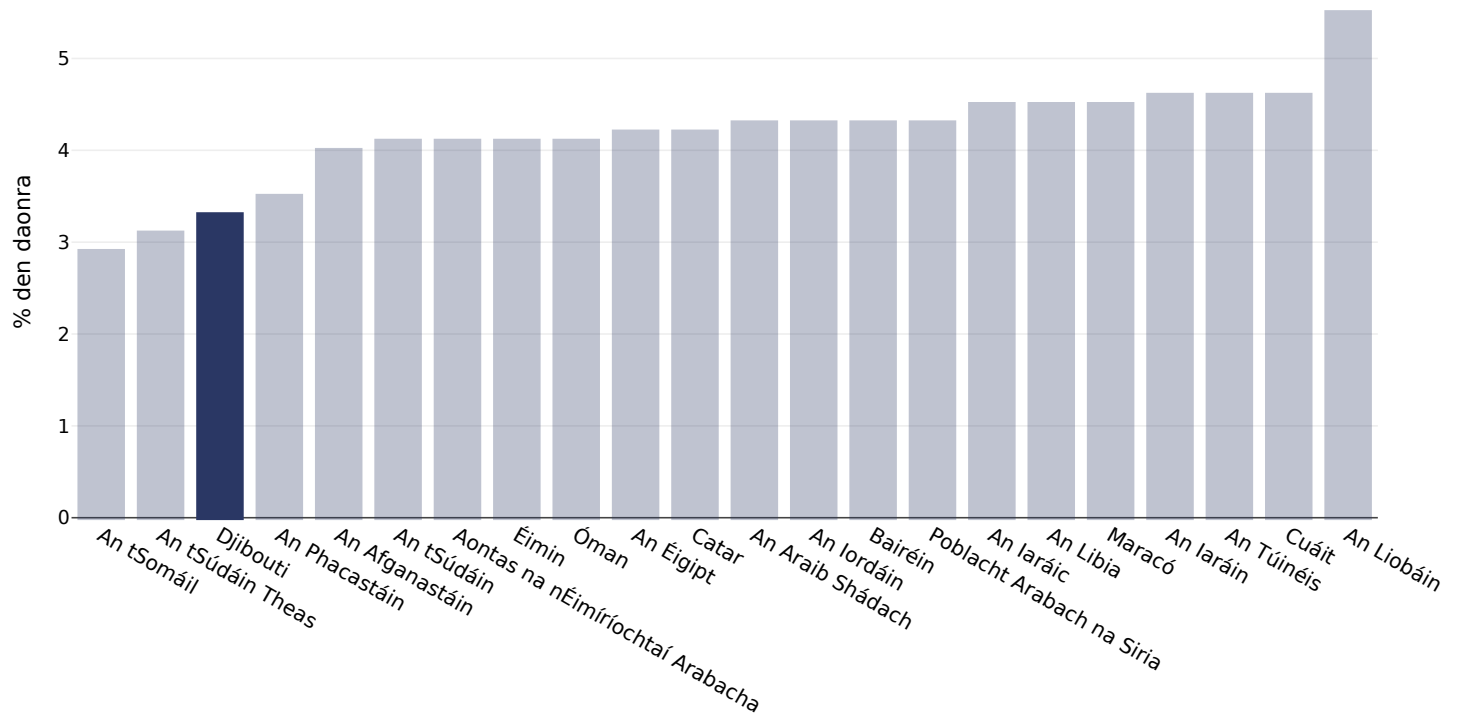
Prevalence data from Global Burden of Disease study 2015 (<http://ghdx.healthdata.org>) published in: Depression and Other Common Mental Disorders: Global Health Estimates. Geneva:World Health Organization; 2017. Licence: CC BY-NC-SA 3.0 IGO.

Sainmhínte (ar fáil i mBéarla amháin):

% of population with depression disorders

Meabhairshláinte - neamhoird imní

Daoine Fásta, 2015



Tagairtí:

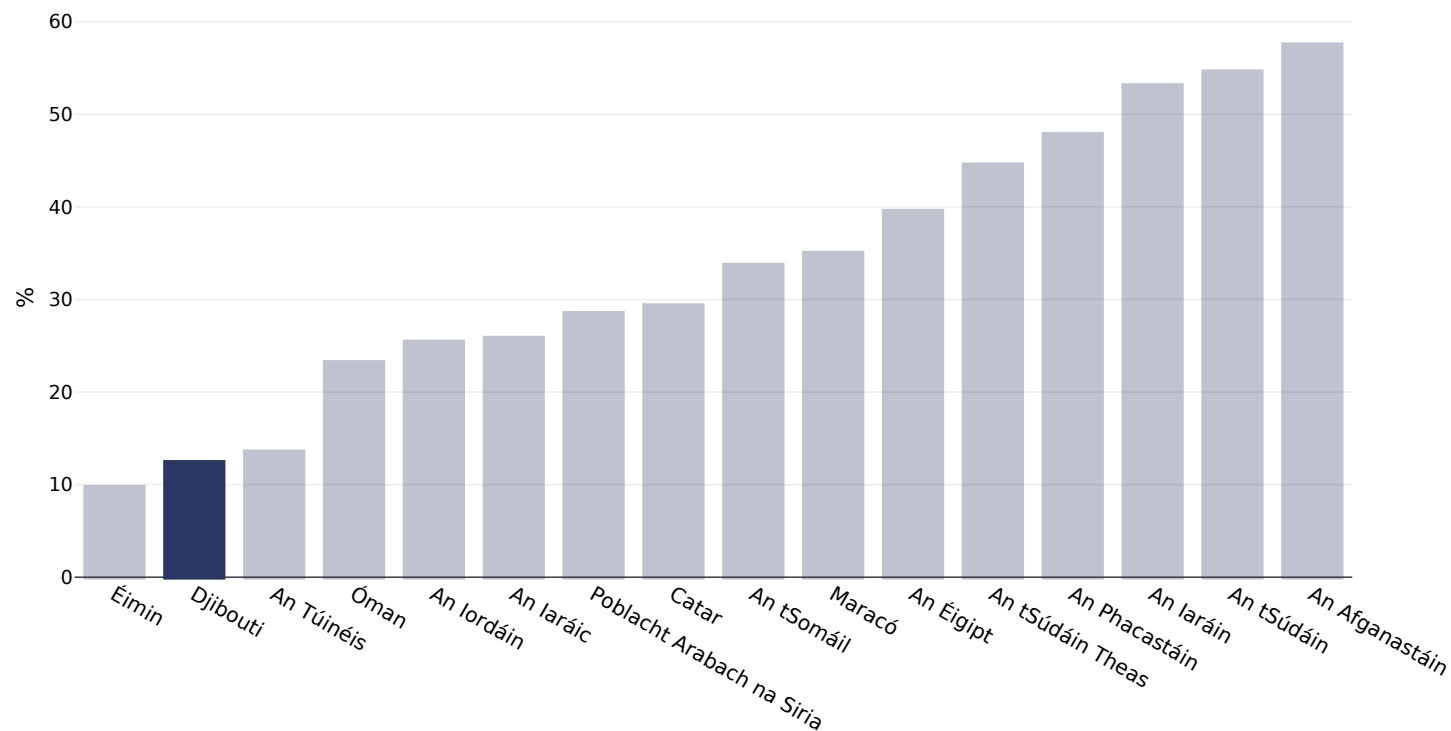
Prevalence data from Global Burden of Disease study 2015 (<http://ghdx.healthdata.org>) published in: Depression and Other Common Mental Disorders: Global Health Estimates. Geneva:World Health Organization; 2017. Licence: CC BY-NC-SA 3.0 IGO.

Sainmhínte (ar fáil i mBéarla amháin):

% of population with anxiety disorders

% Naíonáin a tugadh beathú cíche amháin dóibh 0-5 mhí

Páistí, 2010-2019



Ceantar Clúdaithe:

Náisiúnta

Tagairtí:

Deuxieme Enquete Djiboutienne sur la Sante de la Famille EDSF PAPFAM 2012

Nótaí:

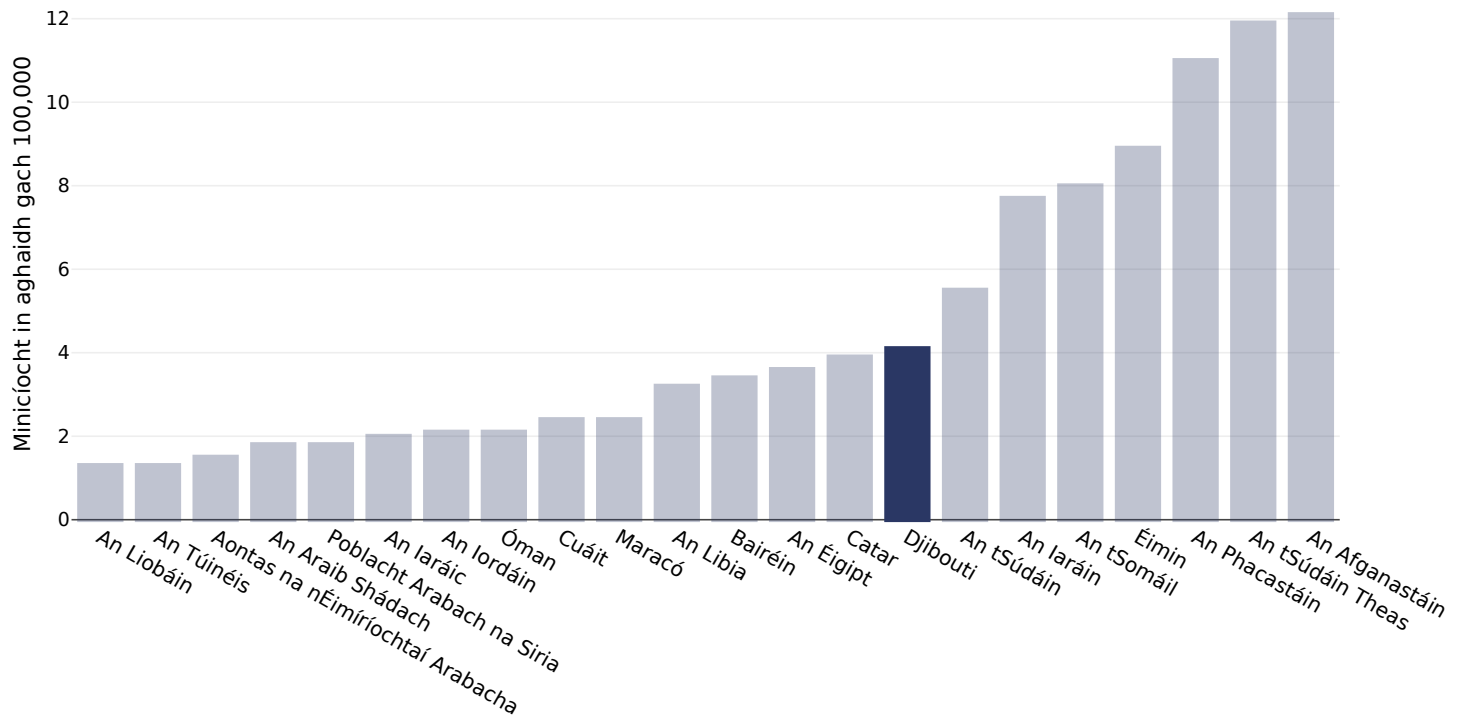
See UNICEF website for further survey information. Available at : <https://data.unicef.org/resources/dataset/infant-young-child-feeding/> (last accessed 28.9.21) Citation: United Nations Children's Fund, Division of Data, Analysis, Planning and Monitoring (2021). Global UNICEF Global Databases: Infant and Young Child Feeding: Exclusive breastfeeding, New York, September 2021.

Sainmhíne (ar fáil i mBéarla amháin):

% exclusively breastfed 0-5 months

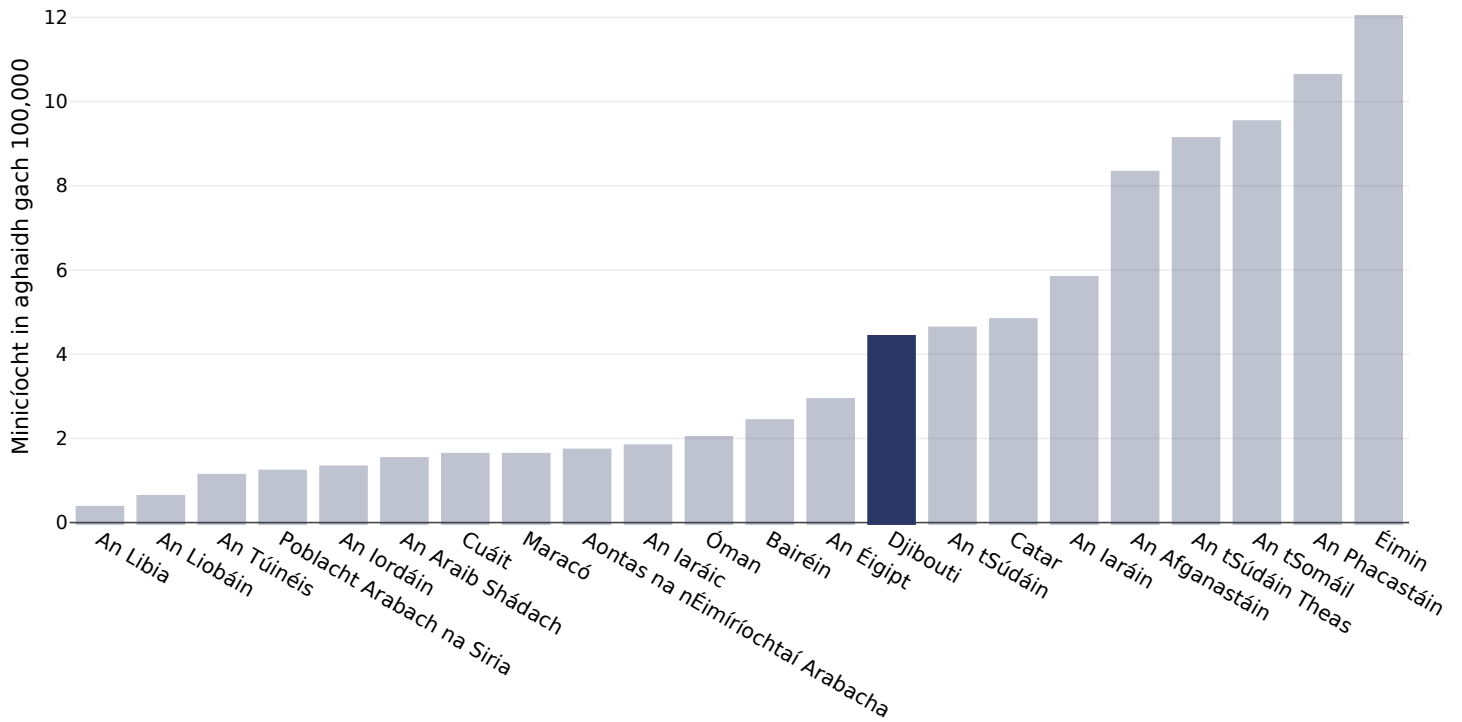
Ailse éasafagach

Fir, 2020



Aois:	20+
Ceantar Clúdaithe:	Náisiúnta
Tagairtí:	Ferlay J, Ervik M, Lam F, Colombet M, Mery L, Piñeros M, Znaor A, Soerjomataram I, Bray F (2020). Global Cancer Observatory: Cancer Today. Lyon, France: International Agency for Research on Cancer. Available from: https://gco.iarc.fr/today , accessed 10.01.2113
Sainmhíne (ar fáil i mBéarla amháin):	Age-standardized incidence rates per 100 000

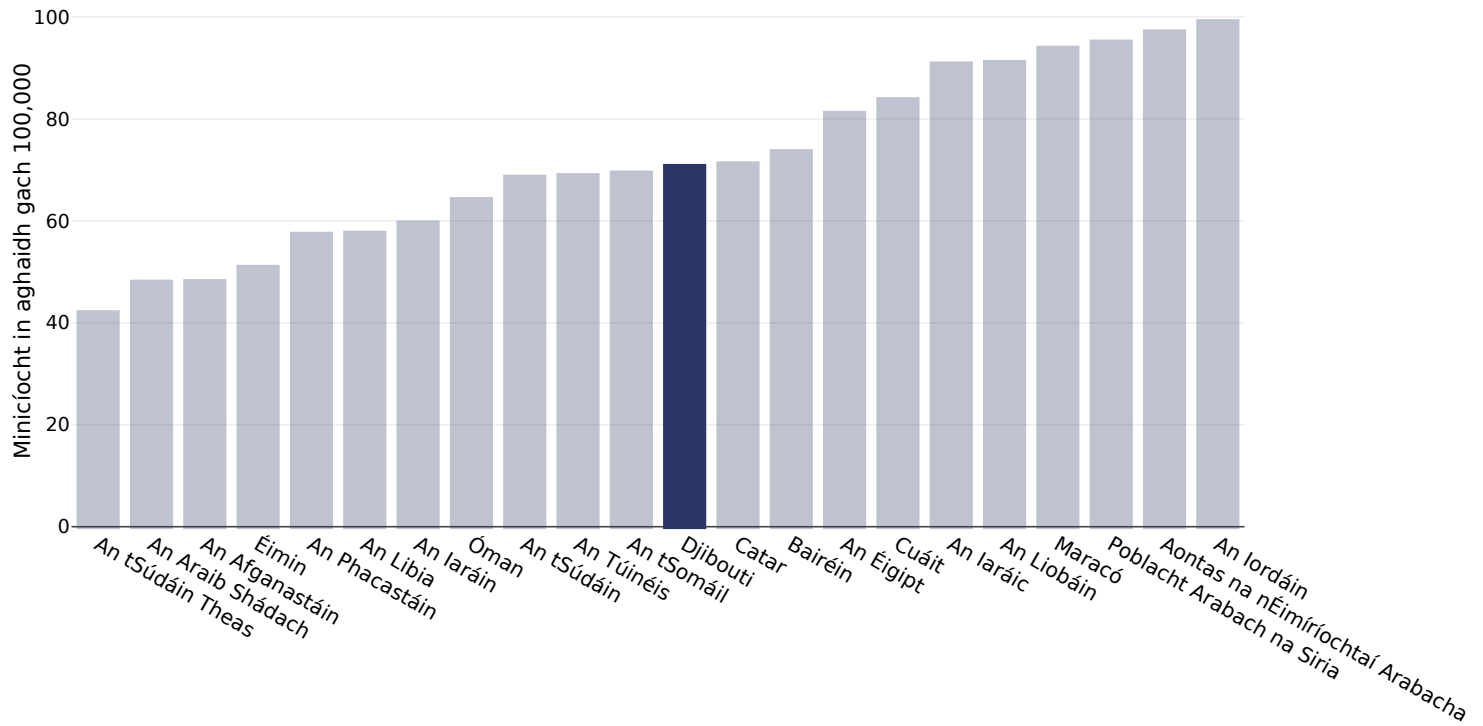
Mná, 2020



Aois:	20+
Ceantar Clúdaithe:	Náisiúnta
Tagairtí:	Ferlay J, Ervik M, Lam F, Colombet M, Mery L, Piñeros M, Znaor A, Soerjomataram I, Bray F (2020). Global Cancer Observatory: Cancer Today. Lyon, France: International Agency for Research on Cancer. Available from: https://gco.iarc.fr/today , accessed 10.01.2113
Sainmhínte (ar fáil i mBéarla amháin):	Age-standardized incidence rates per 100 000

Ailse chíche

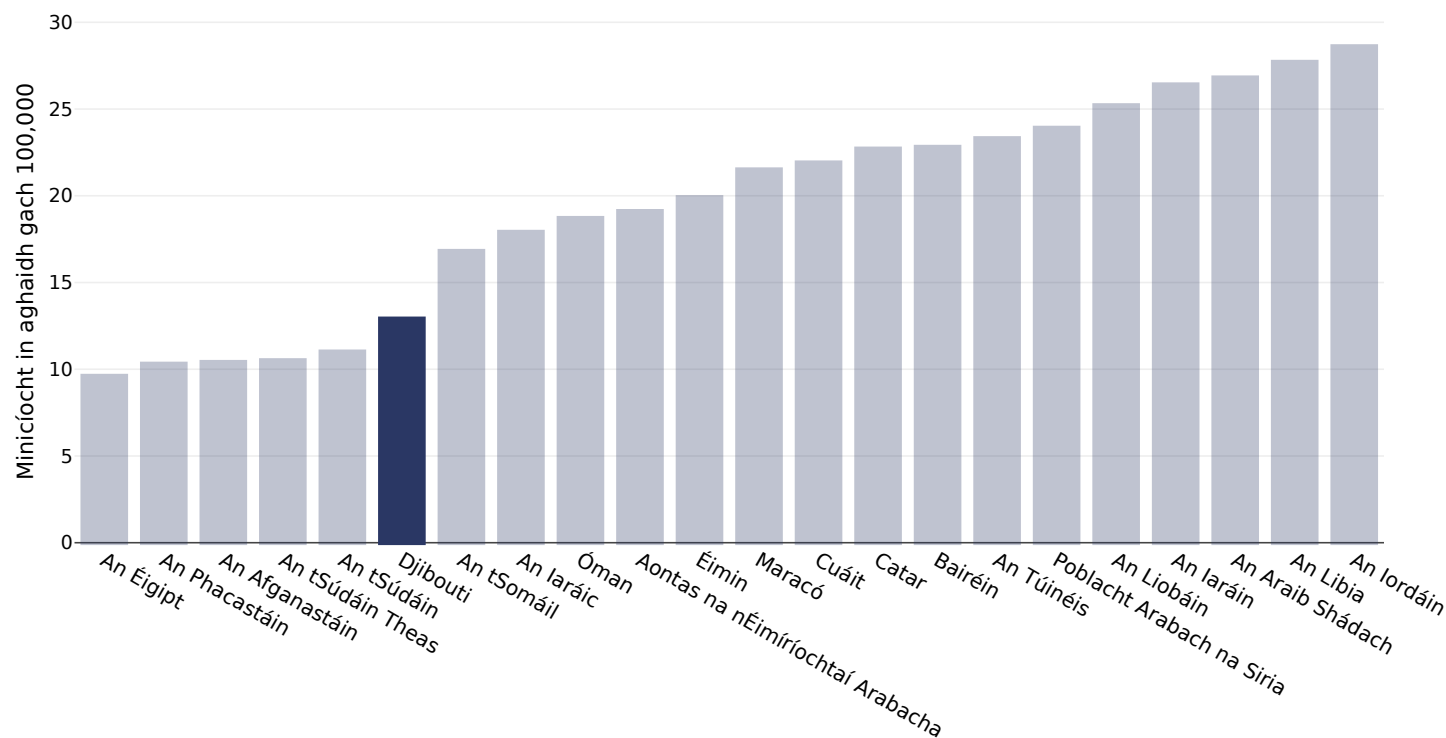
Mná, 2020



Aois:	20+
Ceantar Clúdaithe:	Náisiúnta
Tagairtí:	Ferlay J, Ervik M, Lam F, Colombet M, Mery L, Piñeros M, Znaor A, Soerjomataram I, Bray F (2020). Global Cancer Observatory: Cancer Today. Lyon, France: International Agency for Research on Cancer. Available from: https://gco.iarc.fr/today , accessed 10.01.2113
Sainmhíneithe (ar fáil i mBéarla amháin):	Age-standardized incidence rates per 100 000

Ailse cholaireicteach

Fir, 2020



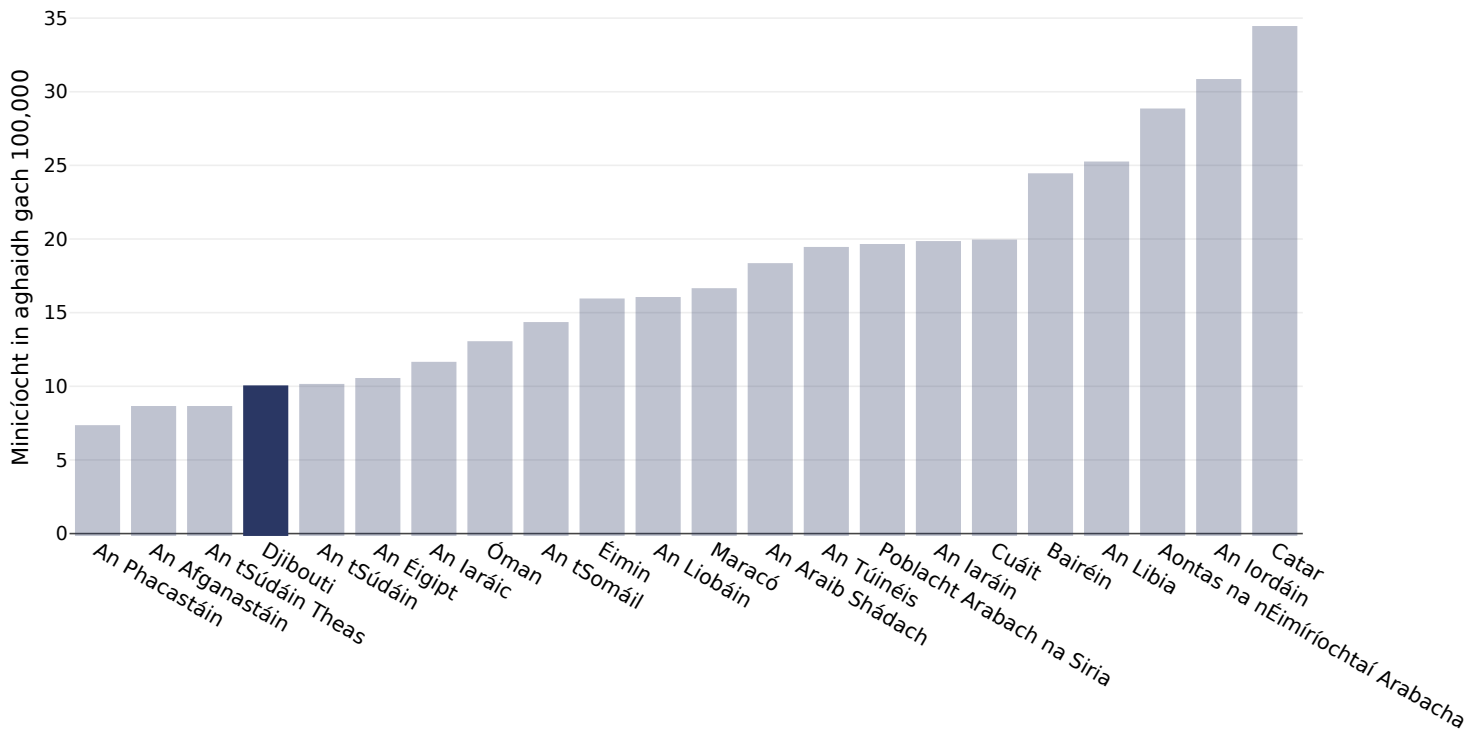
Aois: 20+

Ceantar Clúdaithe: Náisiúnta

Tagairtí: Ferlay J, Ervik M, Lam F, Colombet M, Mery L, Piñeros M, Znaor A, Soerjomataram I, Bray F (2020). Global Cancer Observatory: Cancer Today. Lyon, France: International Agency for Research on Cancer. Available from: <https://gco.iarc.fr/today>, accessed 10.01.2113

Sainmhíneithe (ar fáil i mBéarla amháin): Age-standardized incidence rates per 100 000

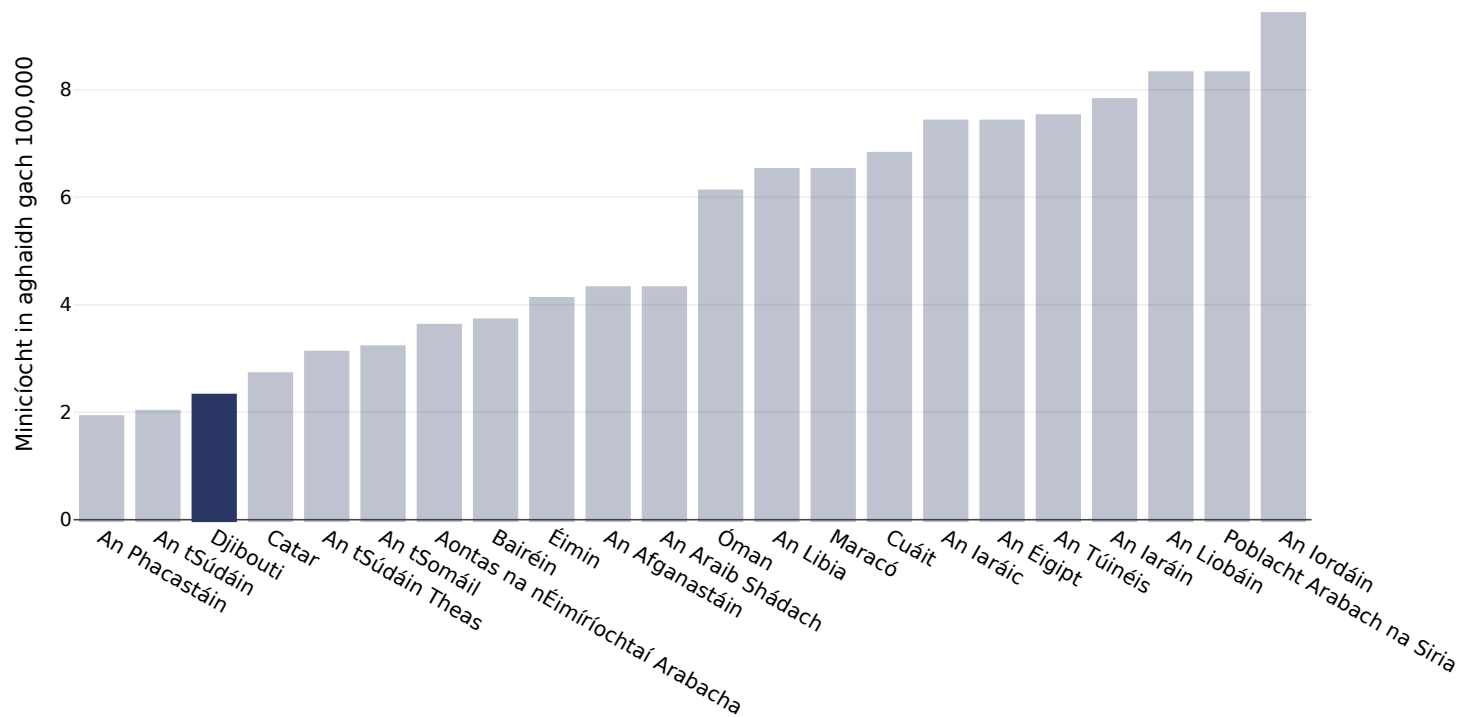
Mná, 2020



Aois:	20+
Ceantar Clúdaithe:	Náisiúnta
Tagairtí:	Ferlay J, Ervik M, Lam F, Colombet M, Mery L, Piñeros M, Znaor A, Soerjomataram I, Bray F (2020). Global Cancer Observatory: Cancer Today. Lyon, France: International Agency for Research on Cancer. Available from: https://gco.iarc.fr/today , accessed 10.01.2113
Sainmhínte (ar fáil i mBéarla amháin):	Age-standardized incidence rates per 100 000

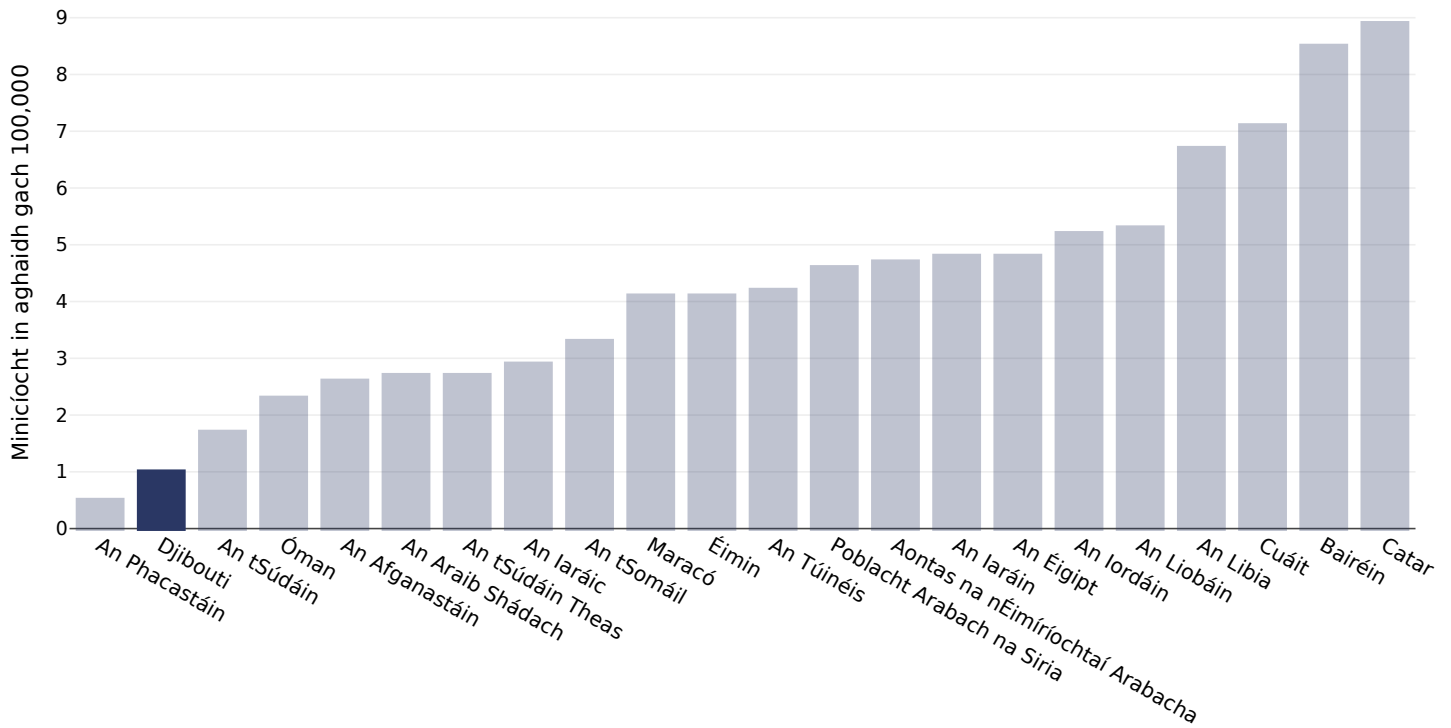
Ailse phaincréasach

Fir, 2020



Aois:	20+
Ceantar Clúdaithe:	Náisiúnta
Tagairtí:	Ferlay J, Ervik M, Lam F, Colombet M, Mery L, Piñeros M, Znaor A, Soerjomataram I, Bray F (2020). Global Cancer Observatory: Cancer Today. Lyon, France: International Agency for Research on Cancer. Available from: https://gco.iarc.fr/today , accessed 10.01.2113
Sainmhíne (ar fáil i mBéarla amháin):	Age-standardized incidence rates per 100 000

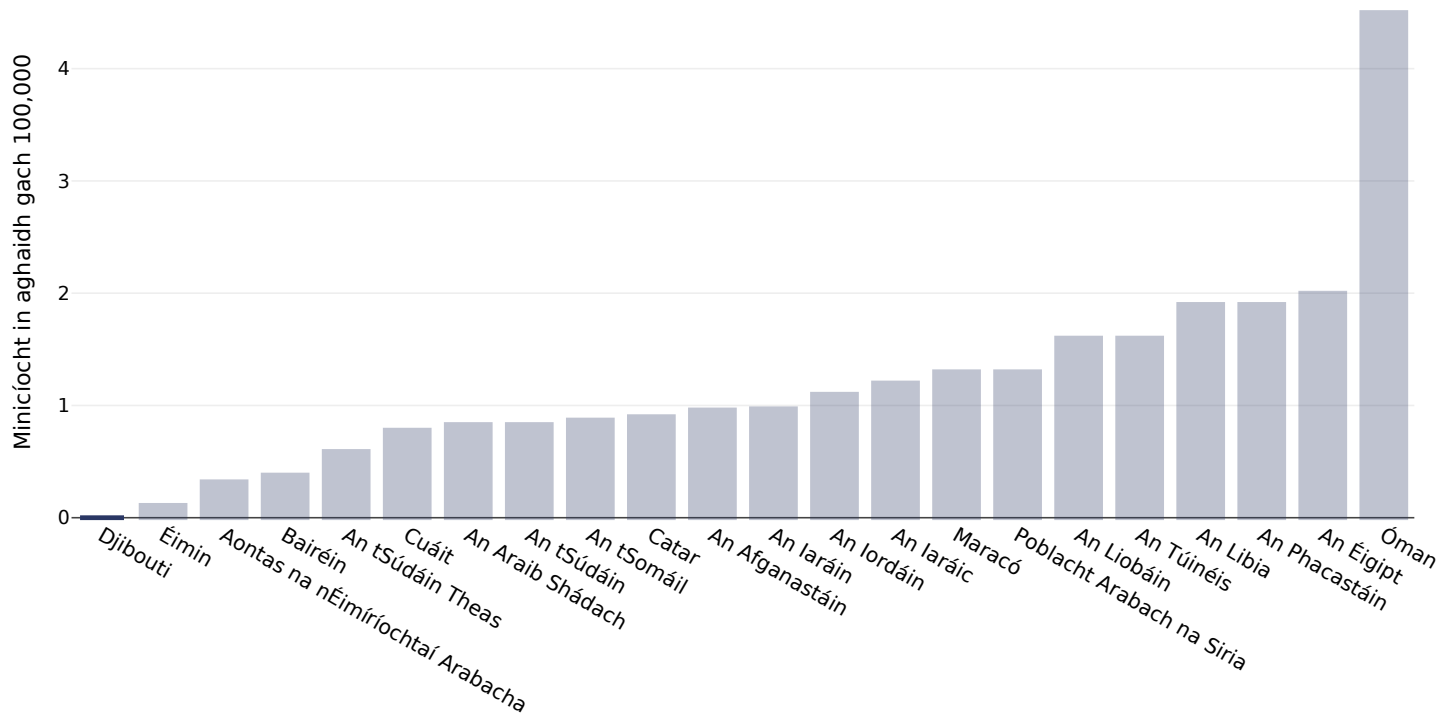
Mná, 2020



Aois:	20+
Ceantar Clúdaithe:	Náisiúnta
Tagairtí:	Ferlay J, Ervik M, Lam F, Colombet M, Mery L, Piñeros M, Znaor A, Soerjomataram I, Bray F (2020). Global Cancer Observatory: Cancer Today. Lyon, France: International Agency for Research on Cancer. Available from: https://gco.iarc.fr/today , accessed 10.01.2113
Sainmhínte (ar fáil i mBéarla amháin):	Age-standardized incidence rates per 100 000

Ailse mháilín an domlais

Fir, 2020



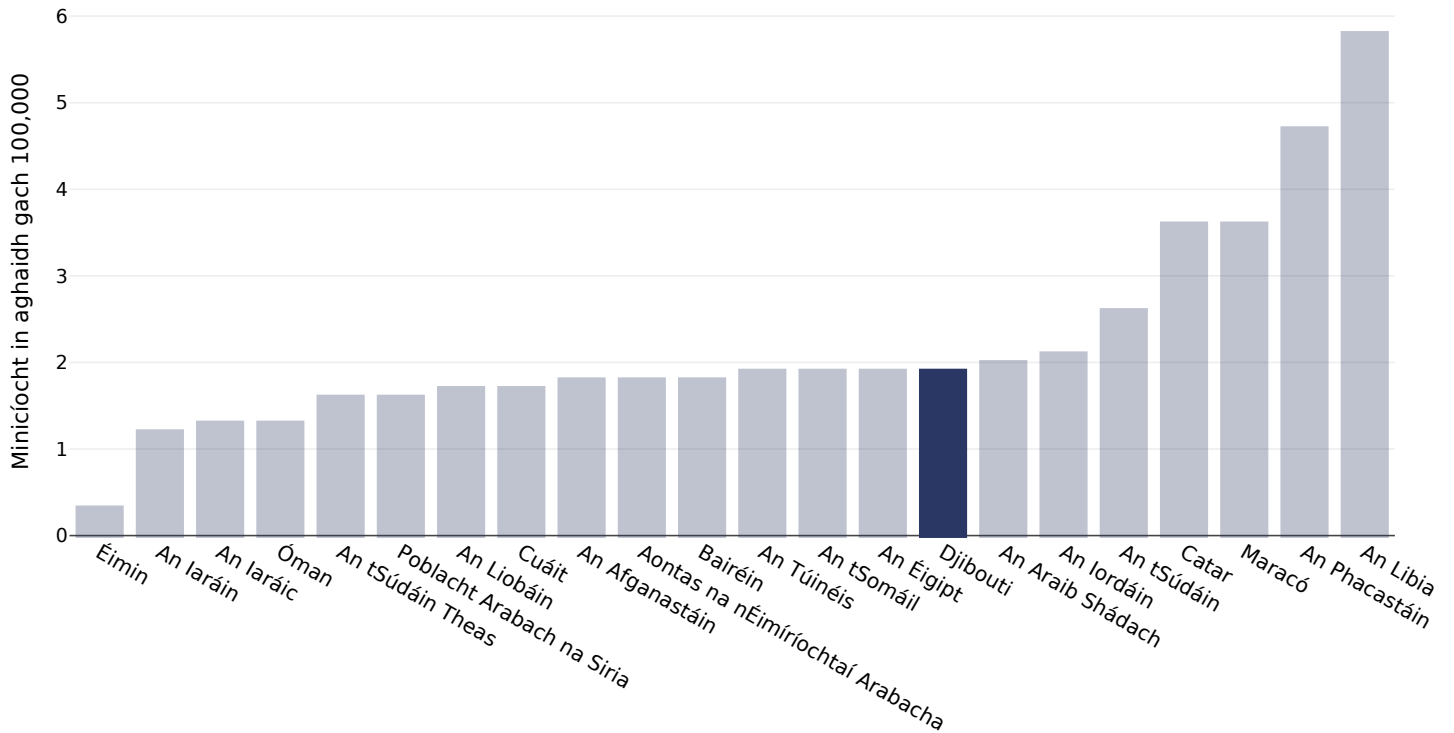
Aois: 20+

Ceantar Clúdaithe: Náisiúnta

Tagairtí: Ferlay J, Ervik M, Lam F, Colombet M, Mery L, Piñeros M, Znaor A, Soerjomataram I, Bray F (2020). Global Cancer Observatory: Cancer Today. Lyon, France: International Agency for Research on Cancer. Available from: <https://gco.iarc.fr/today>, accessed 10.01.2113

Sainmhíne (ar fáil i mBéarla amháin): Age-standardized incidence rates per 100 000

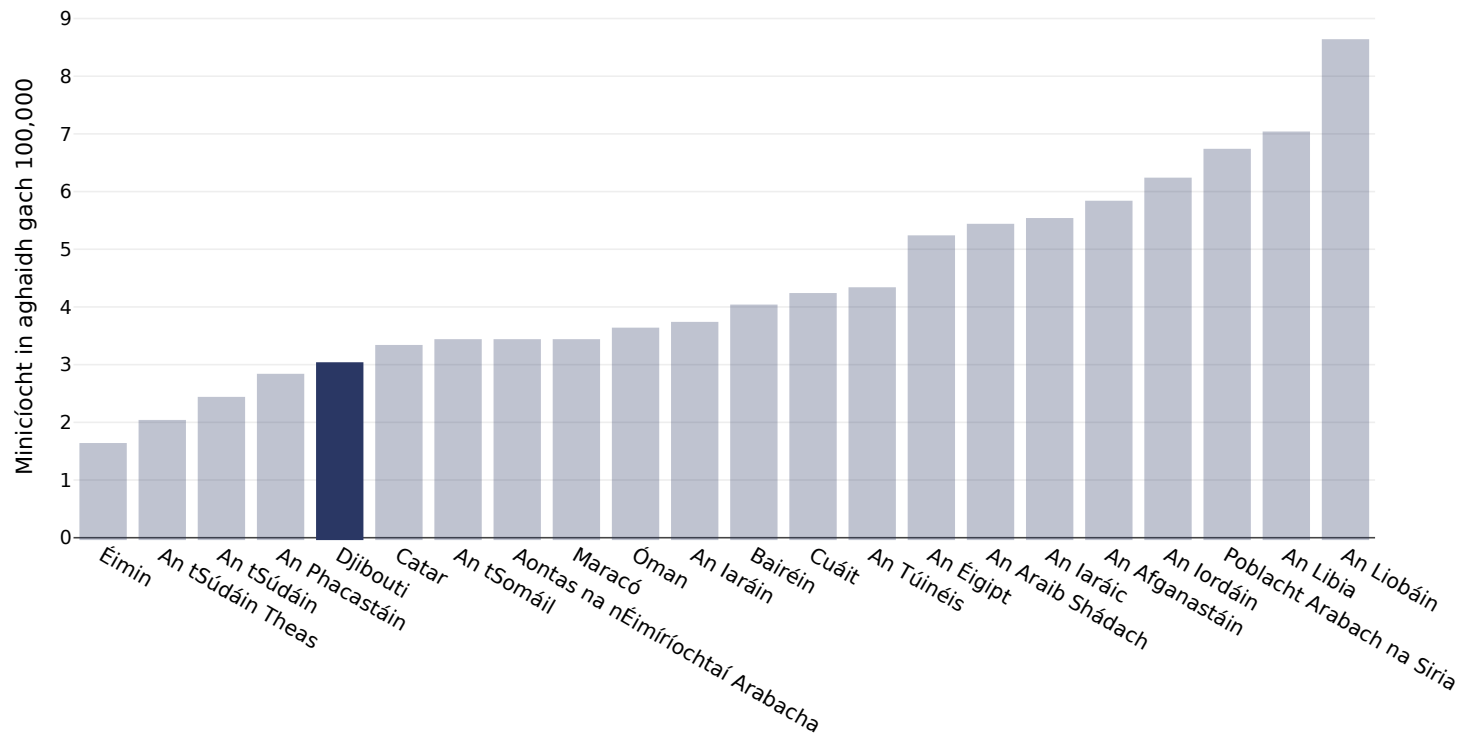
Mná, 2020



Aois:	20+
Ceantar Clúdaithe:	Náisiúnta
Tagairtí:	Ferlay J, Ervik M, Lam F, Colombet M, Mery L, Piñeros M, Znaor A, Soerjomataram I, Bray F (2020). Global Cancer Observatory: Cancer Today. Lyon, France: International Agency for Research on Cancer. Available from: https://gco.iarc.fr/today , accessed 10.01.2113
Sainmhínte (ar fáil i mBéarla amháin):	Age-standardized incidence rates per 100 000

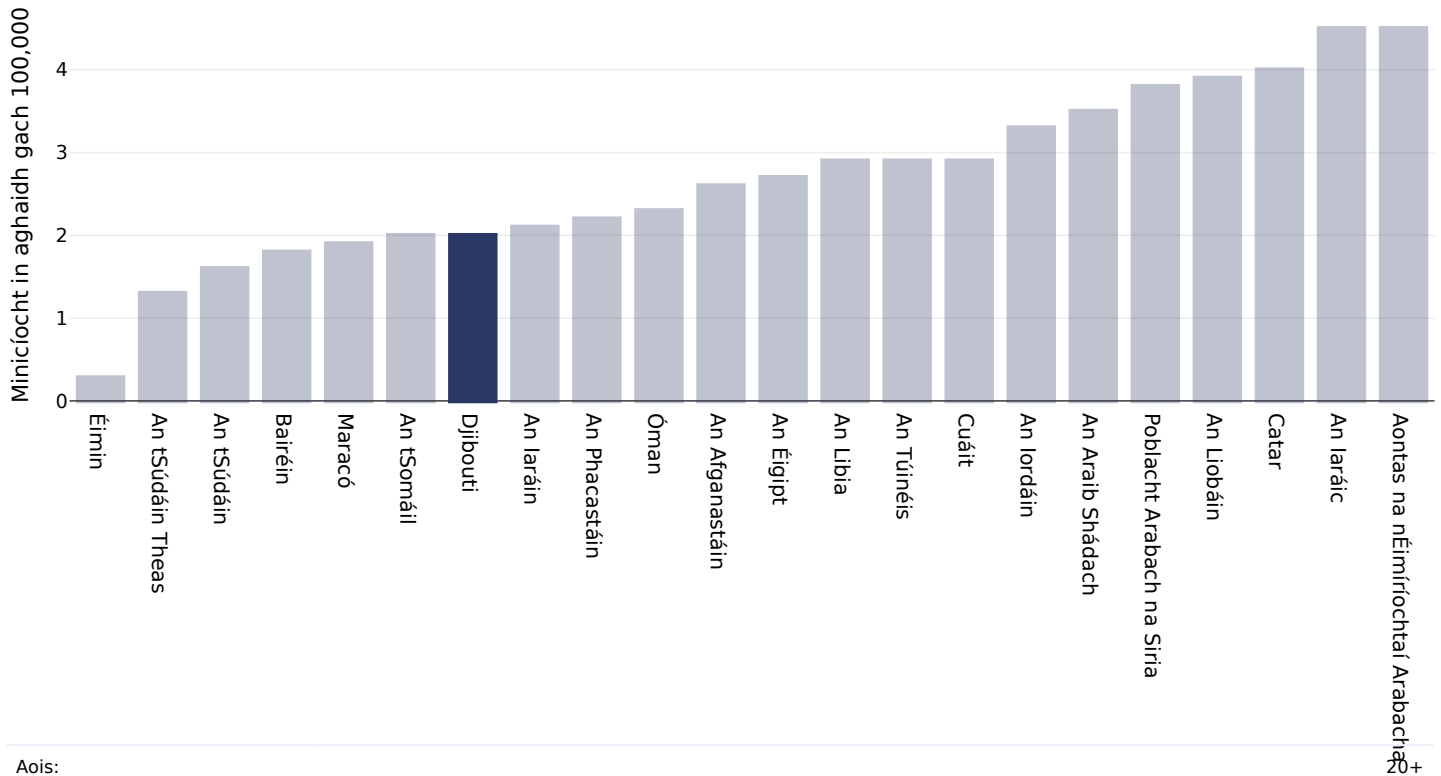
Ailse an duáin

Fir, 2020



Aois:	20+
Ceantar Clúdaithe:	Náisiúnta
Tagairtí:	Ferlay J, Ervik M, Lam F, Colombet M, Mery L, Piñeros M, Znaor A, Soerjomataram I, Bray F (2020). Global Cancer Observatory: Cancer Today. Lyon, France: International Agency for Research on Cancer. Available from: https://gco.iarc.fr/today , accessed 10.01.2113
Sainmhíneithe (ar fáil i mBéarla amháin):	Age-standardized incidence rates per 100 000

Mná, 2020



Aois:

Ceantar Clúdaithe:

Náisiúnta

Tagairtí:

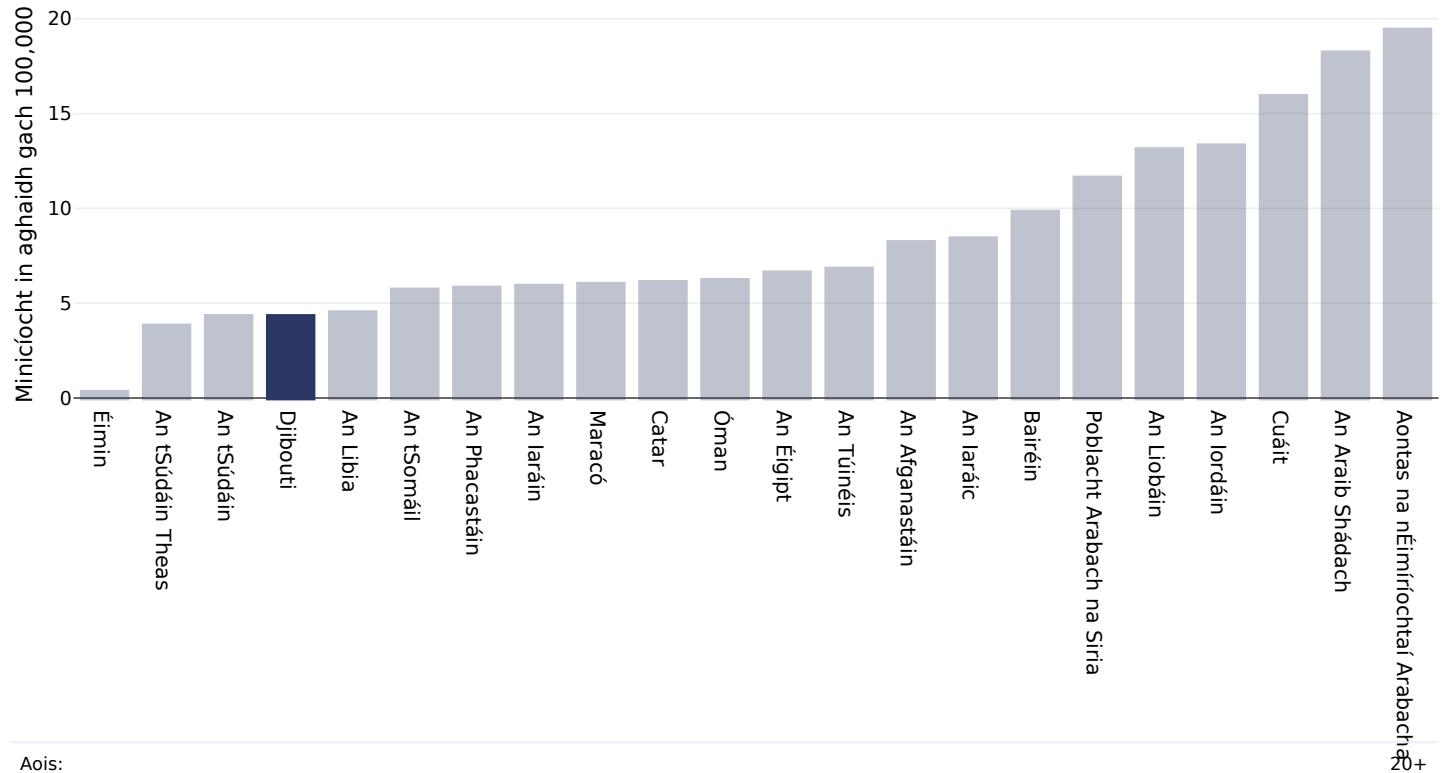
Ferlay J, Ervik M, Lam F, Colombet M, Mery L, Piñeros M, Znaor A, Soerjomataram I, Bray F (2020). Global Cancer Observatory: Cancer Today. Lyon, France: International Agency for Research on Cancer. Available from: <https://gco.iarc.fr/today>, accessed 10.01.2113

Sainmhínte (ar fáil i mBéarla amháin):

Age-standardized incidence rates per 100 000

Ailse útarais

Mná, 2020



Aois:

Náisiúnta

Ceantar Clúdaithe:

Tagairtí:

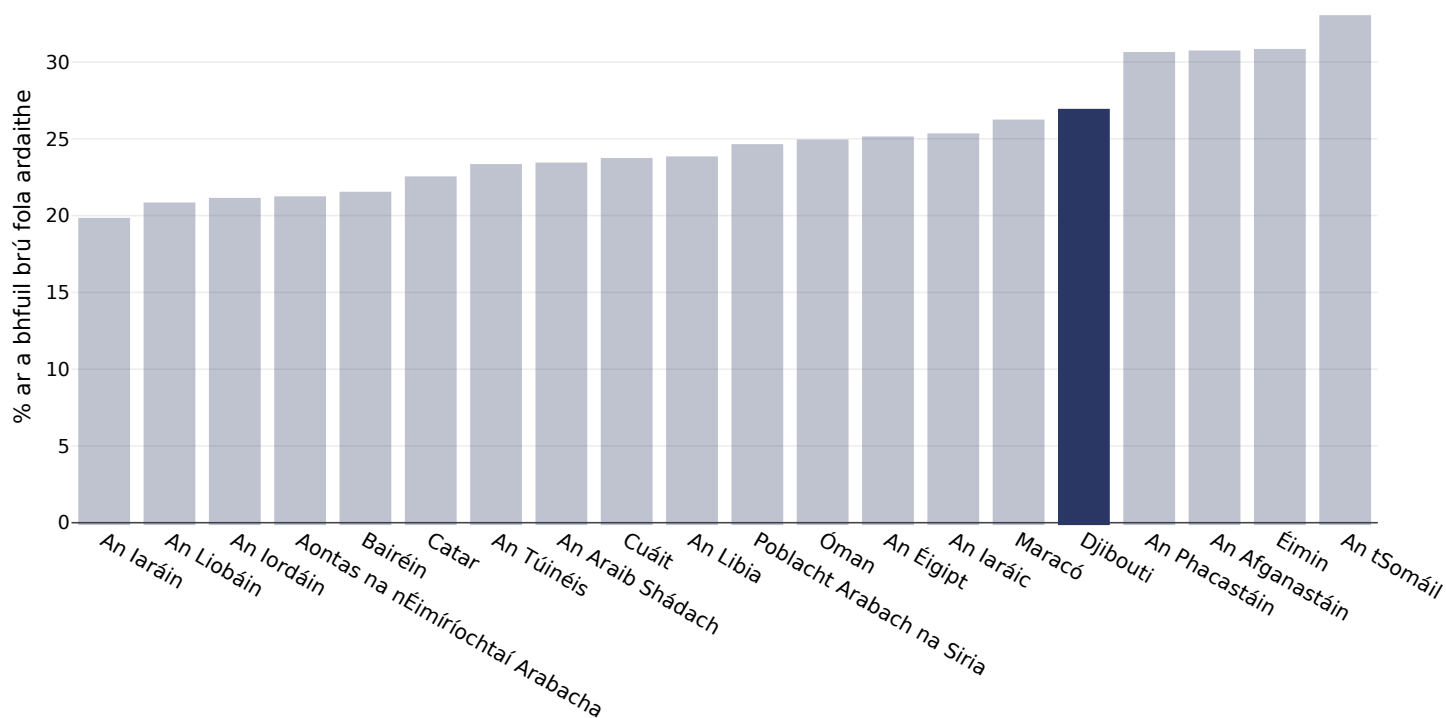
Ferlay J, Ervik M, Lam F, Colombet M, Mery L, Piñeros M, Znaor A, Soerjomataram I, Bray F (2020). Global Cancer Observatory: Cancer Today. Lyon, France: International Agency for Research on Cancer. Available from: <https://gco.iarc.fr/today>, accessed 10.01.2113

Sainmhínte (ar fáil i mBéarla amháin):

Age-standardized incidence rates per 100 000

Brú fola ardaithe

Daoine Fásta, 2015



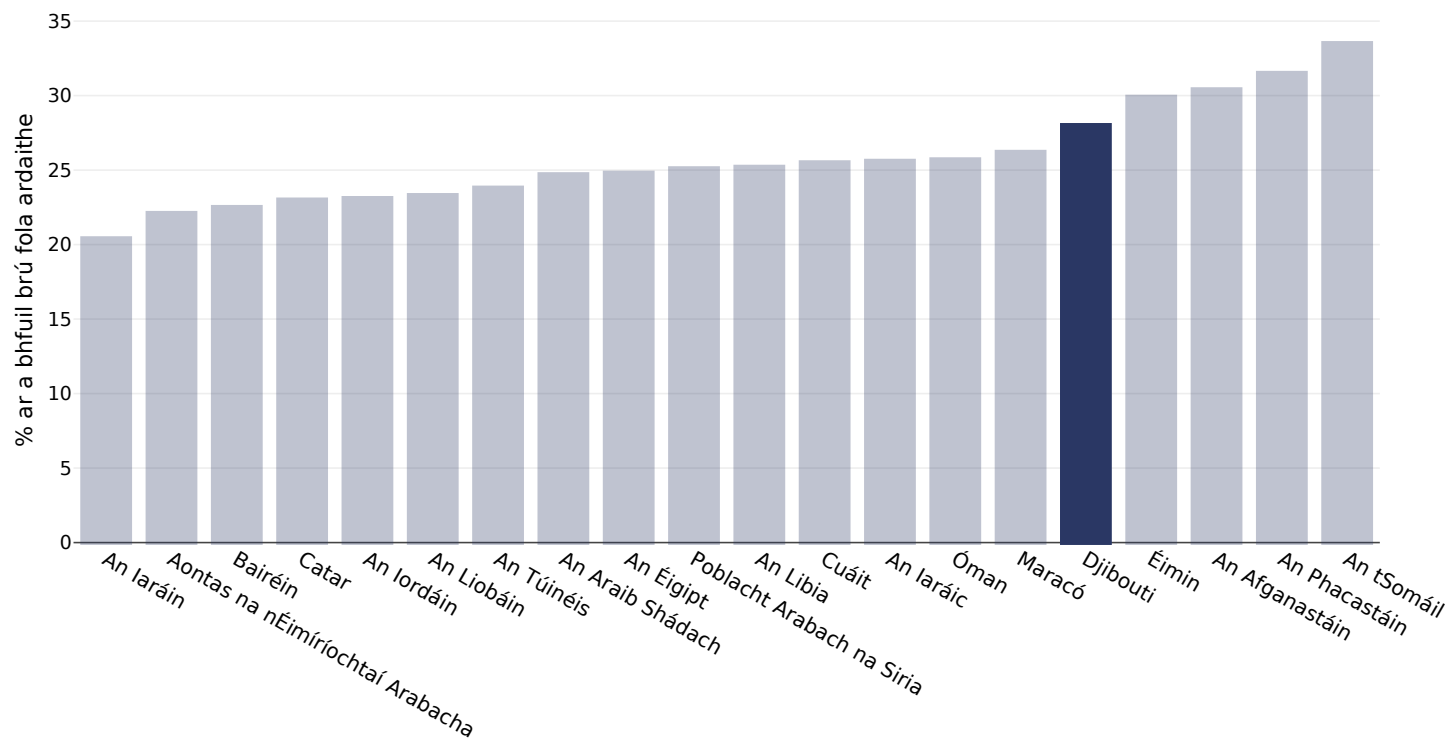
Tagairtí:

Global Health Observatory data repository, World Health Organisation,
<http://apps.who.int/gho/data/node.main.A875?lang=en>

Sainmhínte (ar fáil i mBéarla amháin):

Age Standardised estimated % Raised blood pressure 2015 (SBP>=140 OR DBP>=90).

Fir, 2015



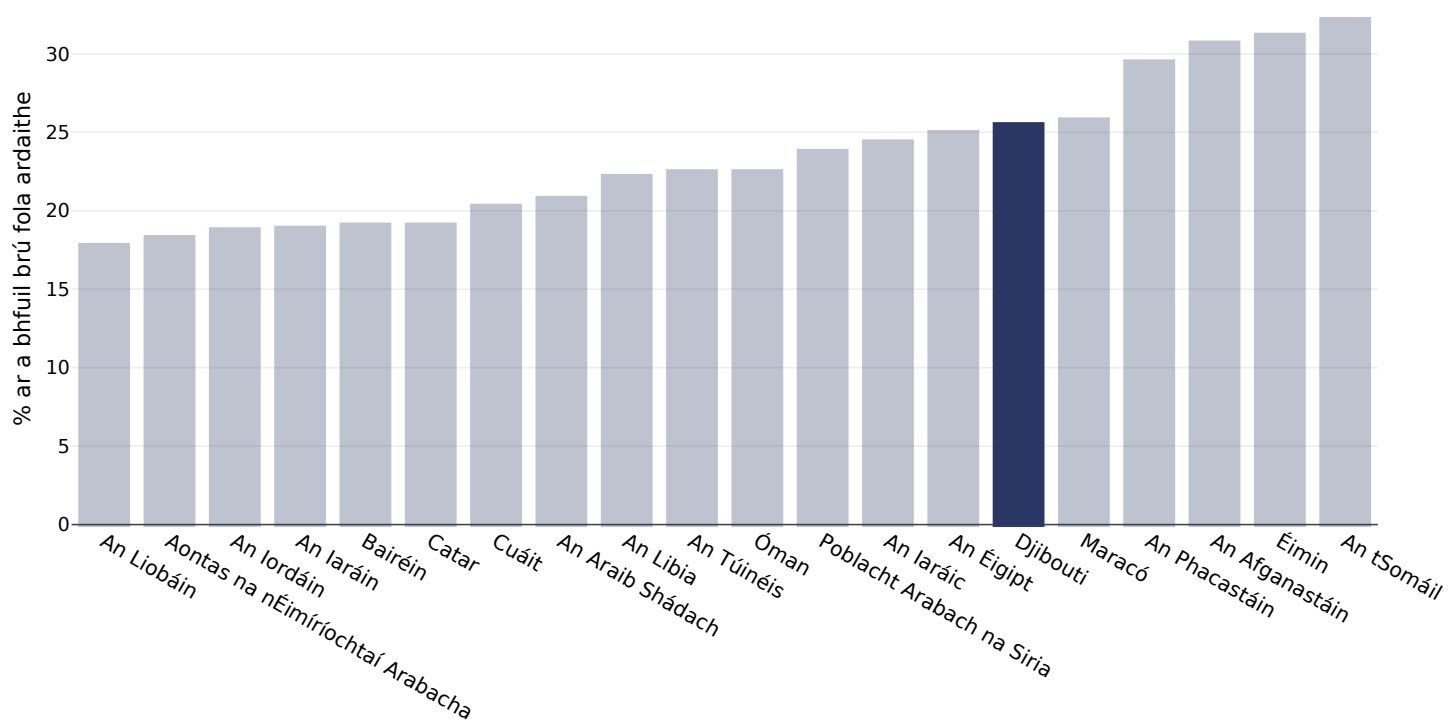
Tagairtí:

Global Health Observatory data repository, World Health Organisation,
<http://apps.who.int/gho/data/node.main.A875?lang=en>

Sainmhínte (ar fáil i mBéarla amháin):

Age Standardised estimated % Raised blood pressure 2015 (SBP>=140 OR DBP>=90).

Mná, 2015



Tagairtí:

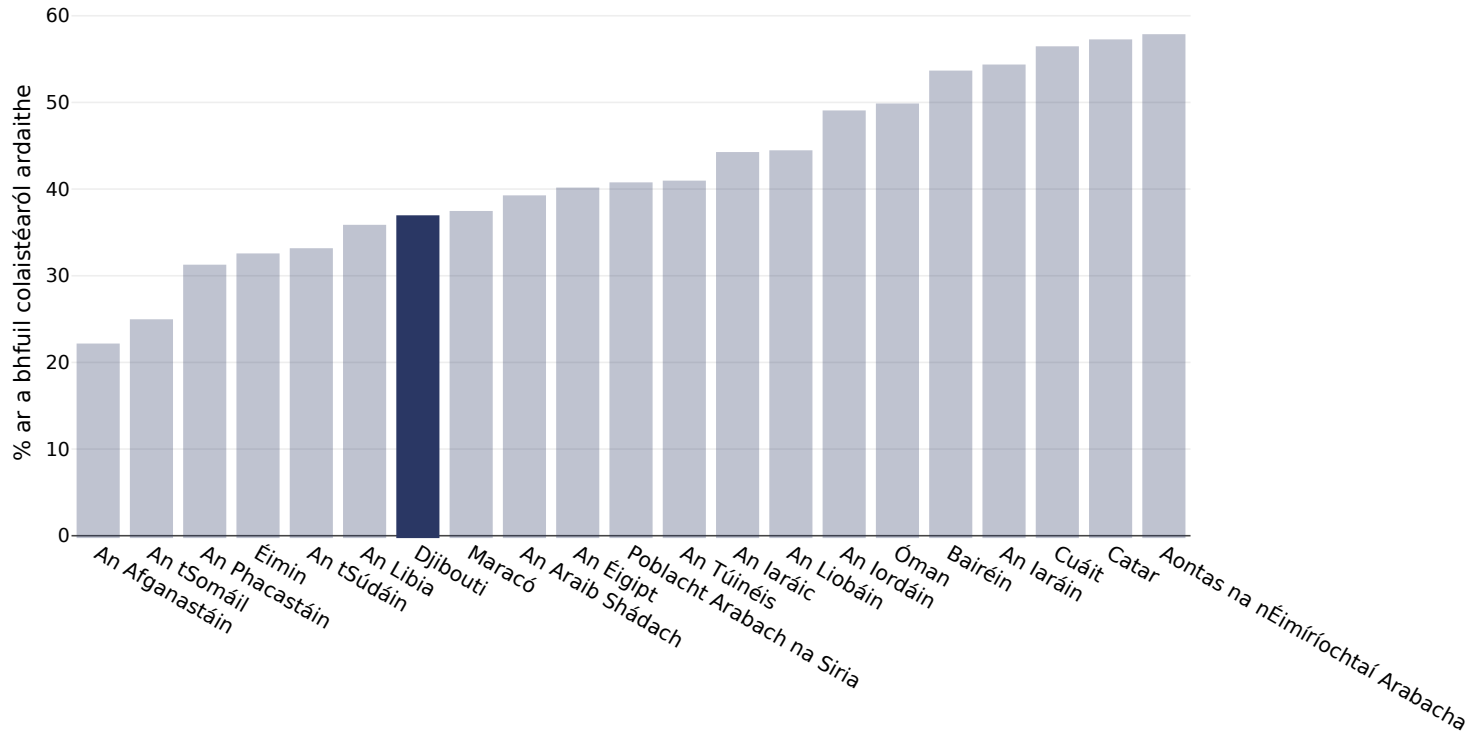
Global Health Observatory data repository, World Health Organisation,
<http://apps.who.int/gho/data/node.main.A875?lang=en>

Sainmhínte (ar fáil i mBéarla amháin):

Age Standardised estimated % Raised blood pressure 2015 (SBP>=140 OR DBP>=90).

Colaistéaról ardaithe

Daoine Fásta, 2008



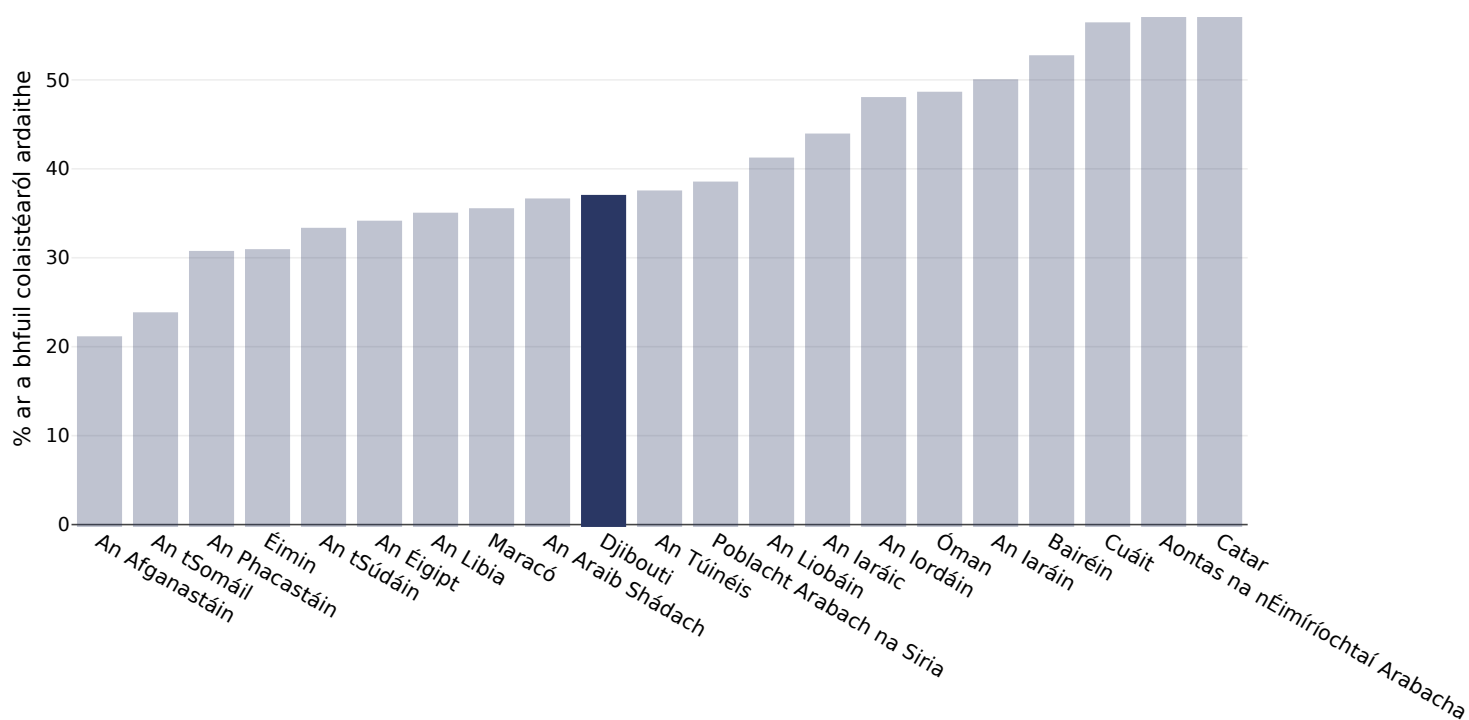
Tagairtí:

Global Health Observatory data repository, World Health Organisation,
<http://apps.who.int/gho/data/node.main.A885>

Sainmhíne (ar fáil i mBéarla amháin):

% Raised total cholesterol (≥ 5.0 mmol/L) (age-standardized estimate).

Fir, 2008



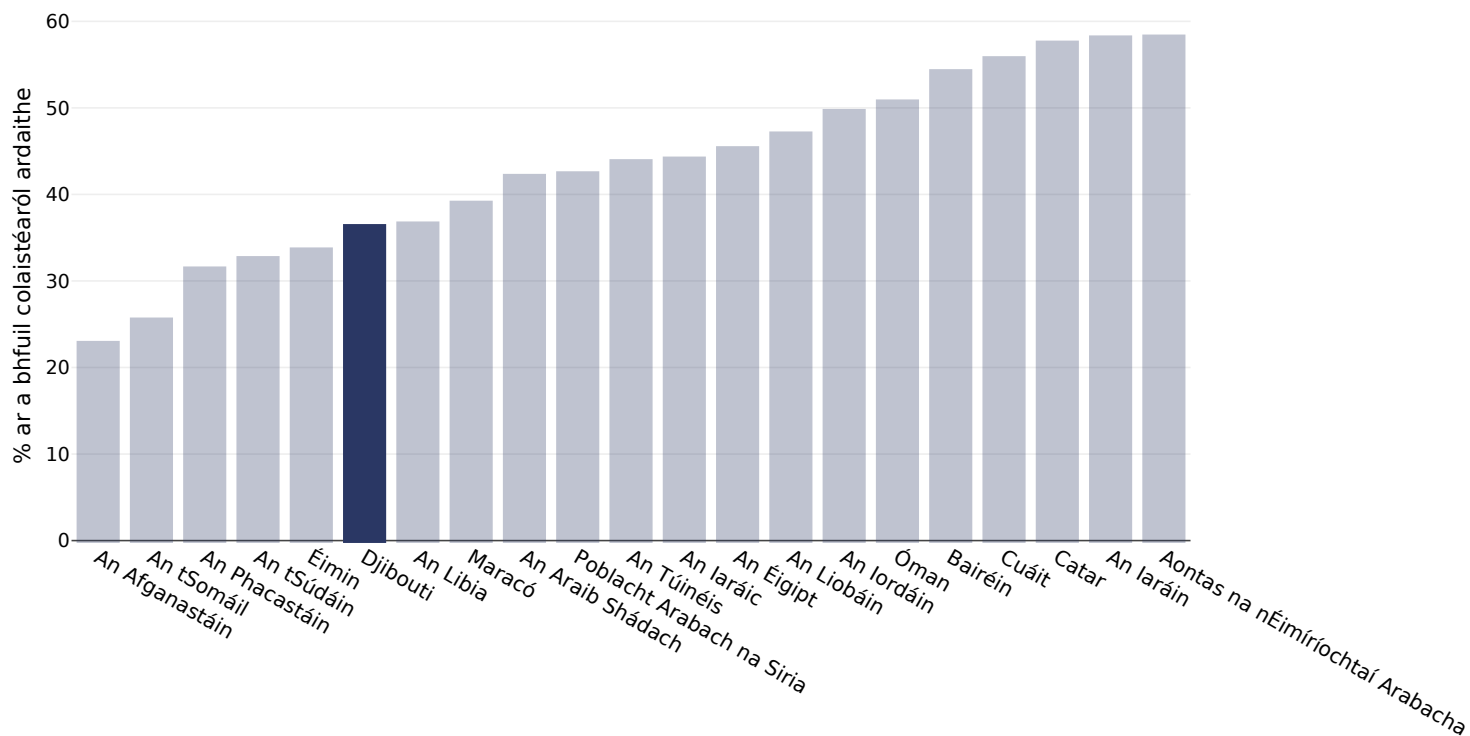
Tagairtí:

Global Health Observatory data repository, World Health Organisation,
<http://apps.who.int/gho/data/node.main.A885>

Sainmhíne (ar fáil i mBéarla amháin):

% Raised total cholesterol (≥ 5.0 mmol/L) (age-standardized estimate).

Mná, 2008



Tagairtí:

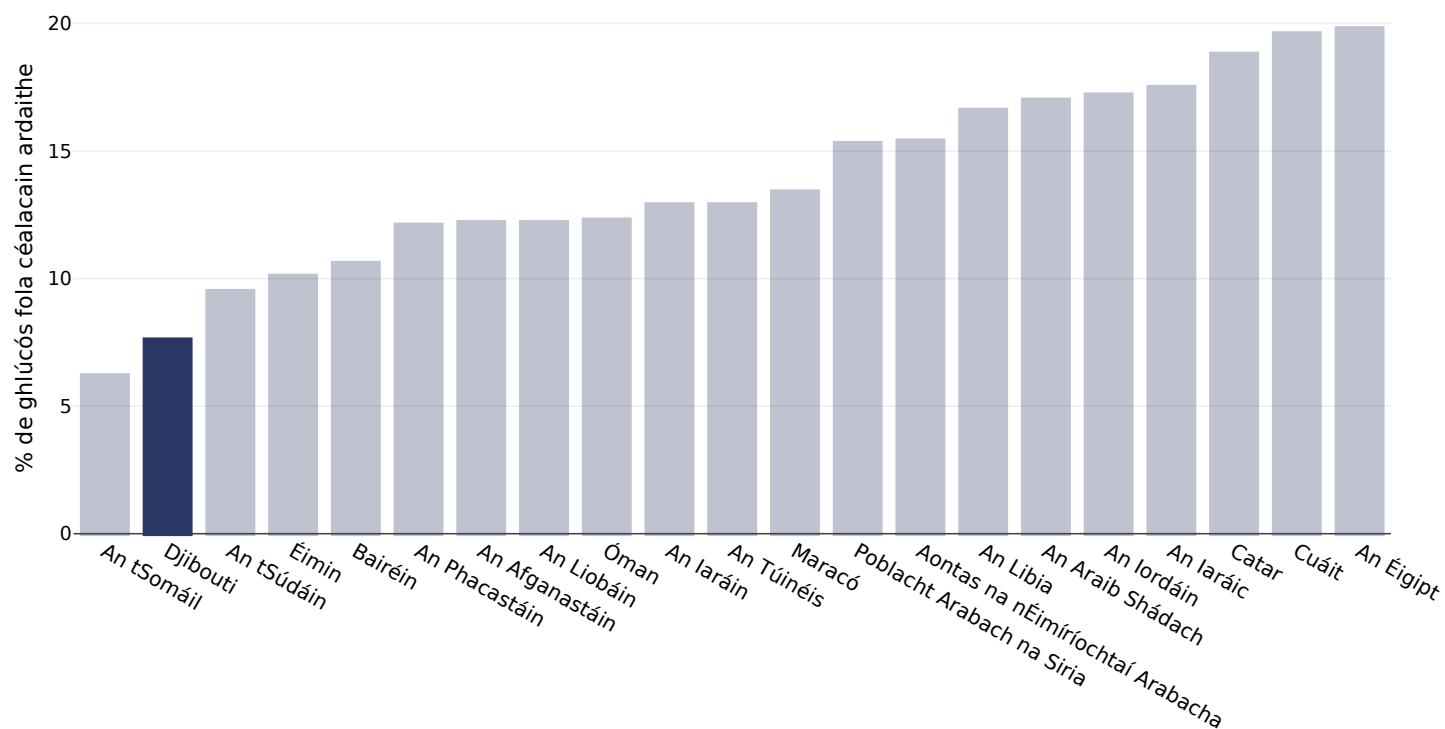
Global Health Observatory data repository, World Health Organisation,
<http://apps.who.int/gho/data/node.main.A885>

Sainmhínte (ar fáil i mBéarla amháin):

% Raised total cholesterol (≥ 5.0 mmol/L) (age-standardized estimate).

Glúcós fola céalacain ardaithe

Fir, 2014



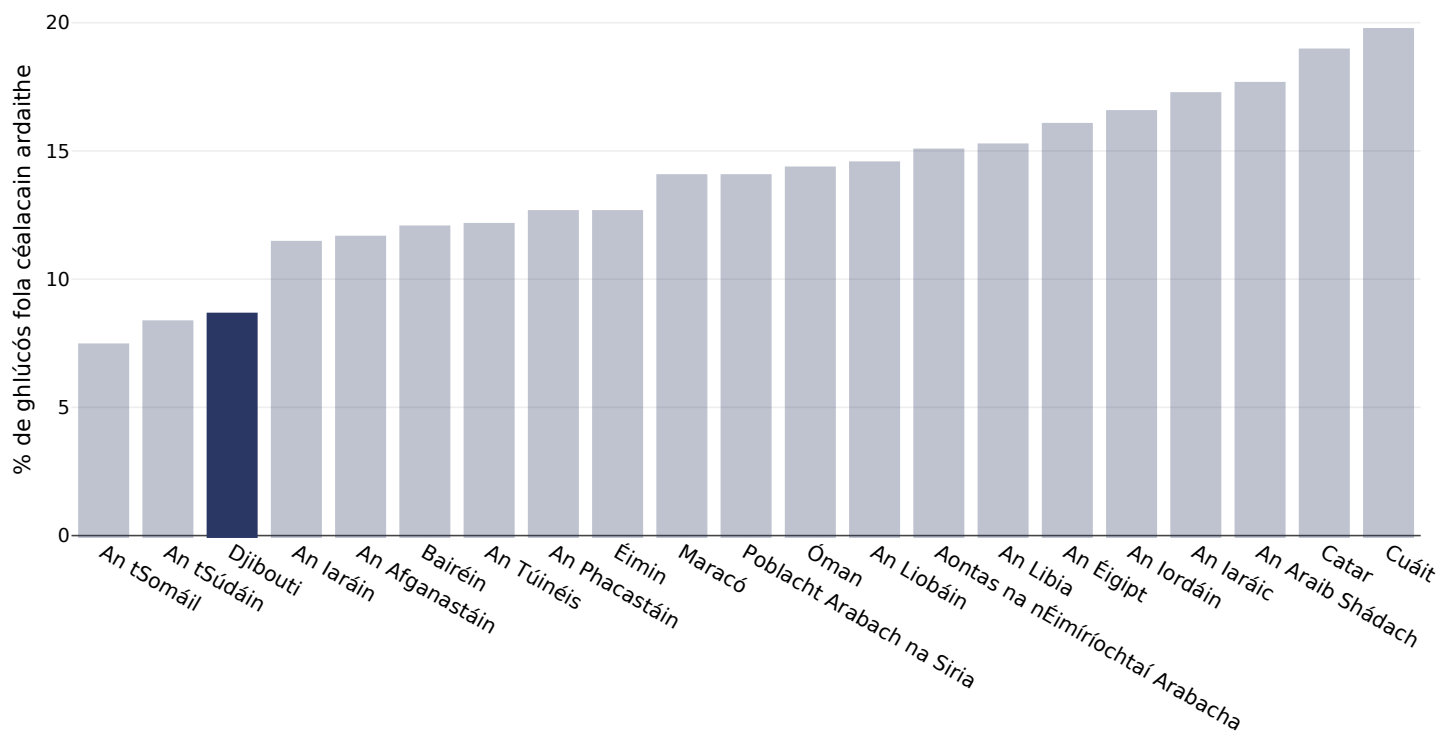
Tagairtí:

Global Health Observatory data repository, World Health Organisation,
<http://apps.who.int/gho/data/node.main.A869?lang=en>

Sainmhínte (ar fáil i mBéarla amháin):

Age Standardised % raised fasting blood glucose (>= 7.0 mmol/L or on medication).

Mná, 2014



Tagairtí:

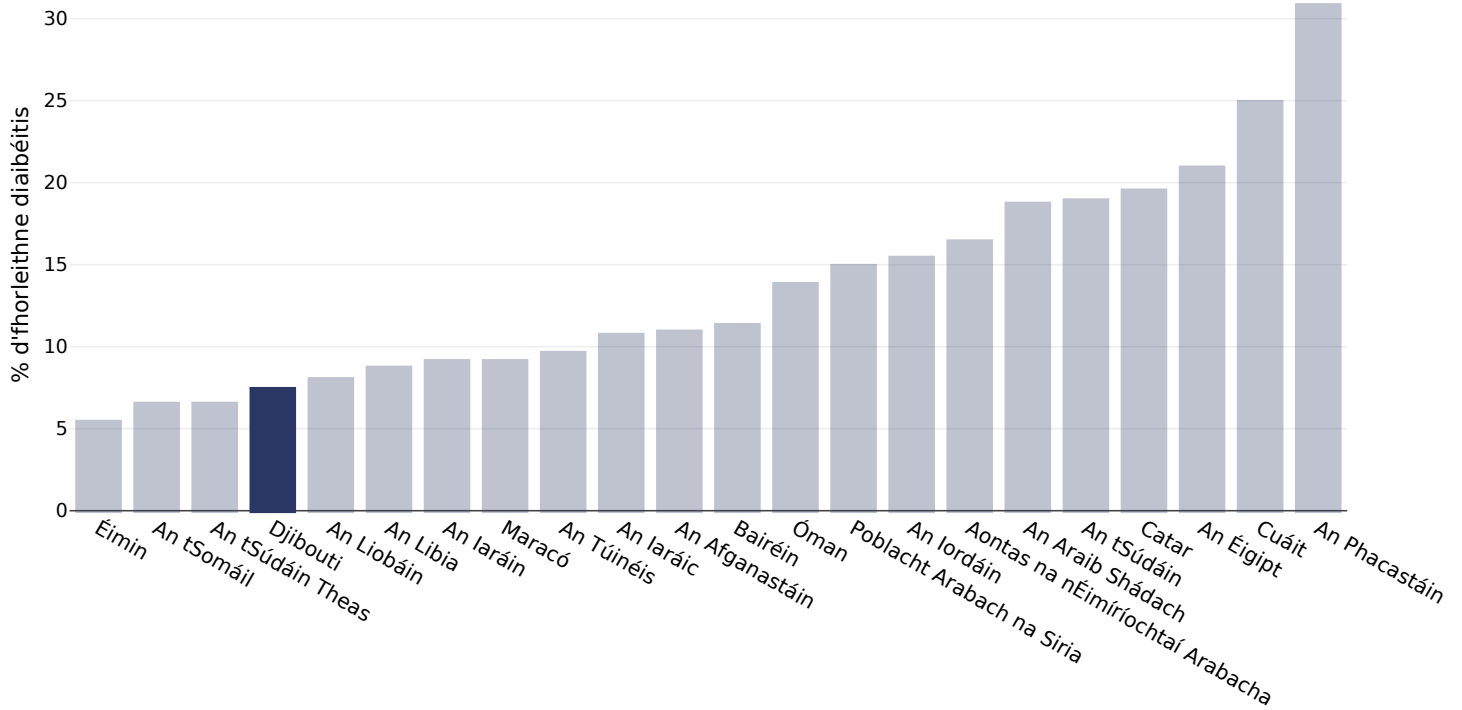
Global Health Observatory data repository, World Health Organisation,
<http://apps.who.int/gho/data/node.main.A869?lang=en>

Sainmhíne (ar fáil i mBéarla amháin):

Age Standardised % raised fasting blood glucose (≥ 7.0 mmol/L or on medication).

Forleithne diaibéitis

Daoine Fásta, 2021



Aois: 20-79

Ceantar Clúdaithe: Náisiúnta

Tagairtí: Reproduced with kind permission International Diabetes Federation. IDF Diabetes Atlas, 10th edn. Brussels, Belgium:International Diabetes Federation, 2021. <http://www.diabetesatlas.org>

Sainmhíne (ar fáil i mBéarla amháin): Age-adjusted comparative prevalence of diabetes, %

Contextual factors

Disclaimer: These contextual factors should be interpreted with care. Results are updated as regularly as possible and use very specific criteria. The criteria used and full definitions are available for download at the bottom of this page.



Labelling

Is there mandatory nutrition labelling?	X
Front-of-package labelling?	X
Back-of-pack nutrition declaration?	X
Color coding?	X
Warning label?	X



Regulation and marketing

Are there fiscal policies on unhealthy products?	X
Tax on unhealthy foods?	X
Tax on unhealthy drinks?	X
Are there fiscal policies on healthy products?	X
Subsidy on fruits?	X
Subsidy on vegetables?	X
Subsidy on other healthy products?	X
Mandatory limit or ban of trans fat (all settings)?	X
Mandatory limit of trans fats in place (all settings)?	X
Ban on trans-fats or phos in place (all settings)?	X
Are there any mandatory policies/marketing restrictions on the promotion of unhealthy food/drinks to children?	X
Mandatory restriction on broadcast media?	X
Mandatory restriction on non-broadcast media?	X
Voluntary policies/marketing restrictions on the promotion of unhealthy food/drinks to children?	X
Are there mandatory standards for food in schools?	X
Are there any mandatory nutrient limits in any manufactured food products?	X
Nutrition standards for public sector procurement?	X



Political will and support

National obesity strategy or nutrition and physical activity national strategy?	✗
National obesity strategy?	✗
National childhood obesity strategy?	✗
Comprehensive nutrition strategy?	✓
Comprehensive physical activity strategy?	✗
Evidence-based dietary guidelines and/or RDAs?	✗
National target(s) on reducing obesity?	✗
Guidelines/policy on obesity treatment?	✗
Promotion of breastfeeding?	✗



Monitoring and surveillance

Monitoring of the prevalence and incidence for the main obesity-related NCDs and risk factors?	✗
Within 5 years?	✗



Governance and resource

Multi-sectoral national co-ordination mechanism for obesity or nutrition (including obesity)?	✓
--	----------

Key

Present
 Present (voluntary)
 Incoming
 Absent
 Unknown

Last updated September 13, 2022

PDF created on May 18, 2024