

Report card

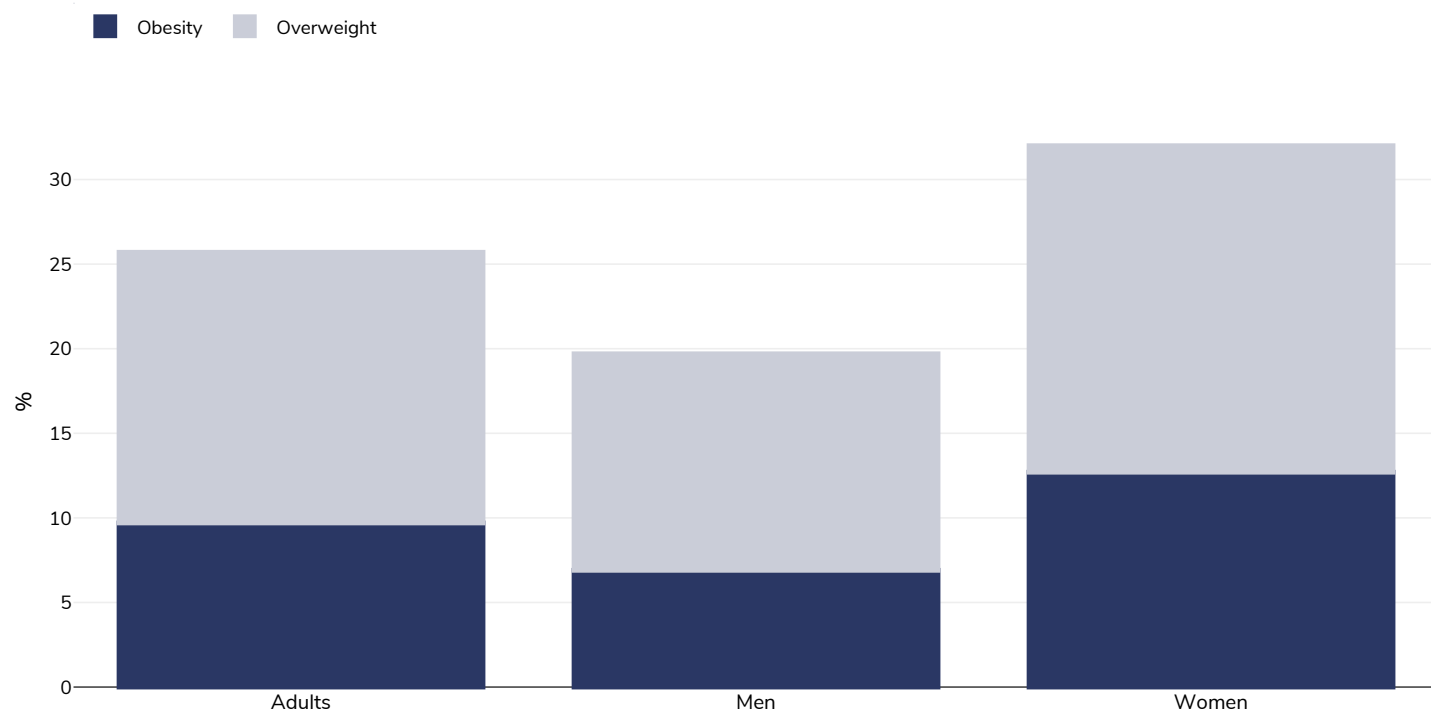
Central African Republic



Contents	Page
Obesity prevalence	2
Overweight/obesity by age	4
Insufficient physical activity	5
Estimated per capita fruit intake	8
Estimated per-capita processed meat intake	9
Estimated per capita whole grains intake	10
Mental health - depression disorders	11
Mental health - anxiety disorders	12
% Infants exclusively breastfed 0-5 months	13
Oesophageal cancer	14
Breast cancer	16
Colorectal cancer	17
Pancreatic cancer	19
Gallbladder cancer	21
Kidney cancer	23
Cancer of the uterus	25
Raised blood pressure	26
Raised cholesterol	29
Raised fasting blood glucose	32
Diabetes prevalence	34
Contextual factors	35

Obesity prevalence

Adults, 2017



Survey type: Measured

Age: 25-64

Sample size: 2831

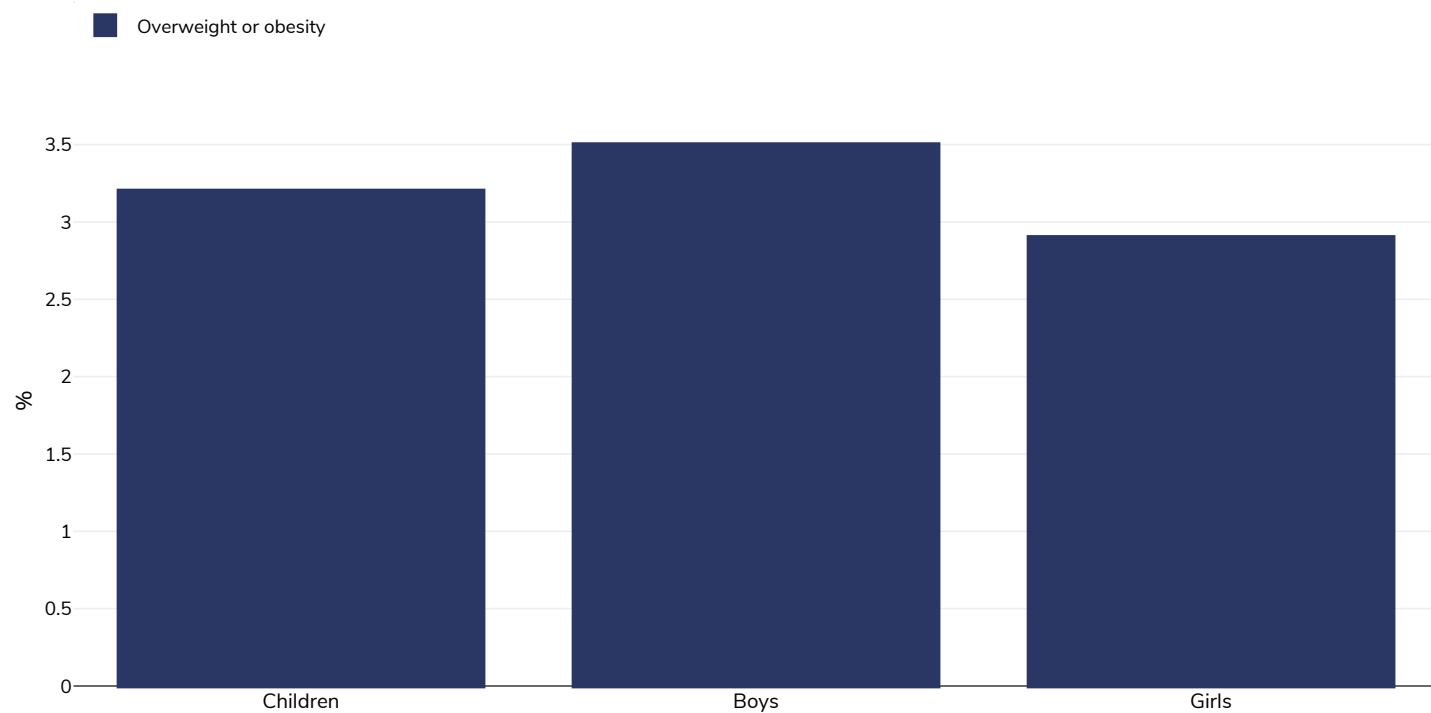
Area covered: Regional

References: [RAPPORT FINAL DE L'ENQUÊTE STEPS DE LA REPUBLIQUE CENTRAFRICAINE 2017. Available at https://cdn.who.int/media/docs/default-source/ncds/ncd-surveillance/data-reporting/central-african-republic/rapport_steps_rca_2017_final.pdf?sfvrsn=941336ed_1&download=true](https://cdn.who.int/media/docs/default-source/ncds/ncd-surveillance/data-reporting/central-african-republic/rapport_steps_rca_2017_final.pdf?sfvrsn=941336ed_1&download=true) (last accessed 14.05.24)

Notes: Not national. Check full report for area covered

Unless otherwise noted, overweight refers to a BMI between 25kg and 29.9kg/m², obesity refers to a BMI greater than 30kg/m².

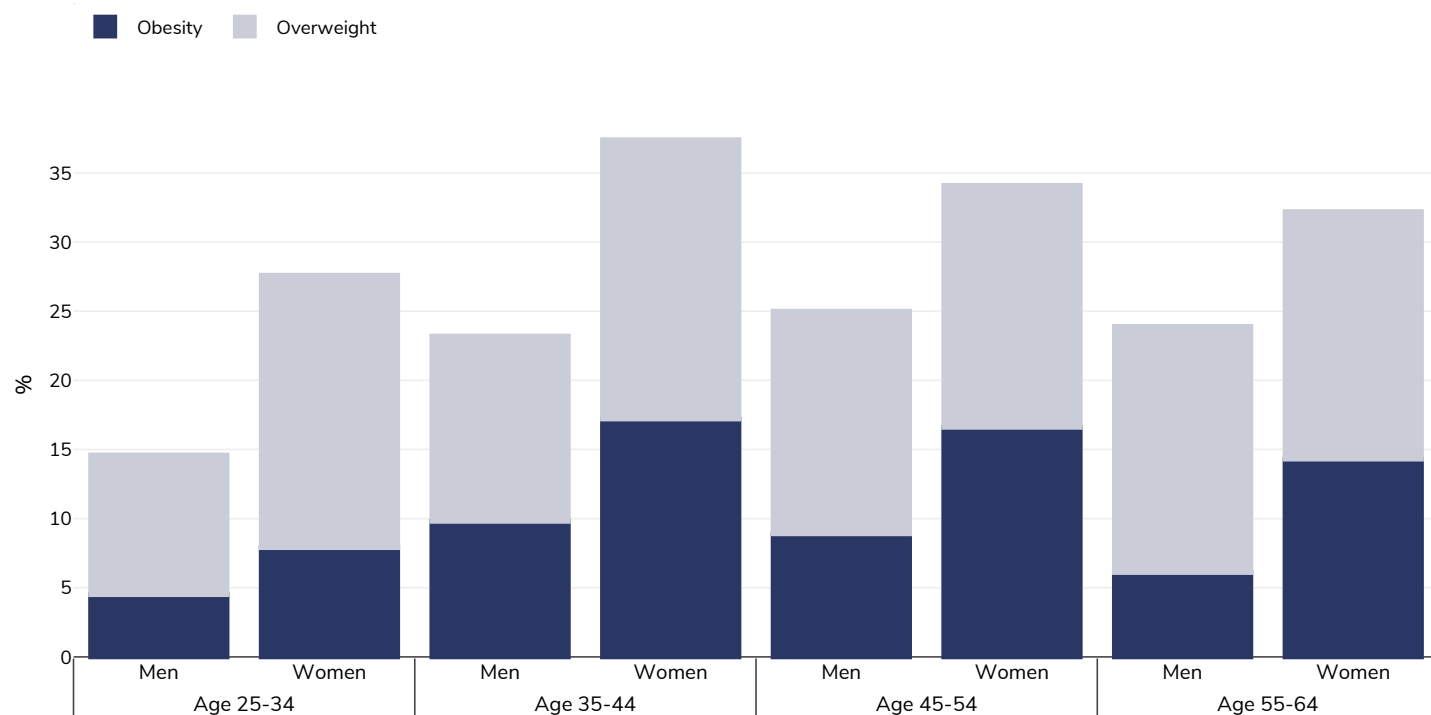
Children, 2018-2019



Survey type:	Measured
Age:	0-5
Sample size:	8741
Area covered:	National
References:	ICASEES. 2021. MICS6-RCA Enquête par grappes à indicateurs multiples 2018-2019, Rapport final des résultats de l'enquête. Bangui, République Centrafricaine : ICASEES.
Notes:	Infants only
Definitions:	Weight for height.
Cutoffs:	WHO

Overweight/obesity by age

Adults, 2017



Survey type: Measured

Sample size: 2831

Area covered: Regional

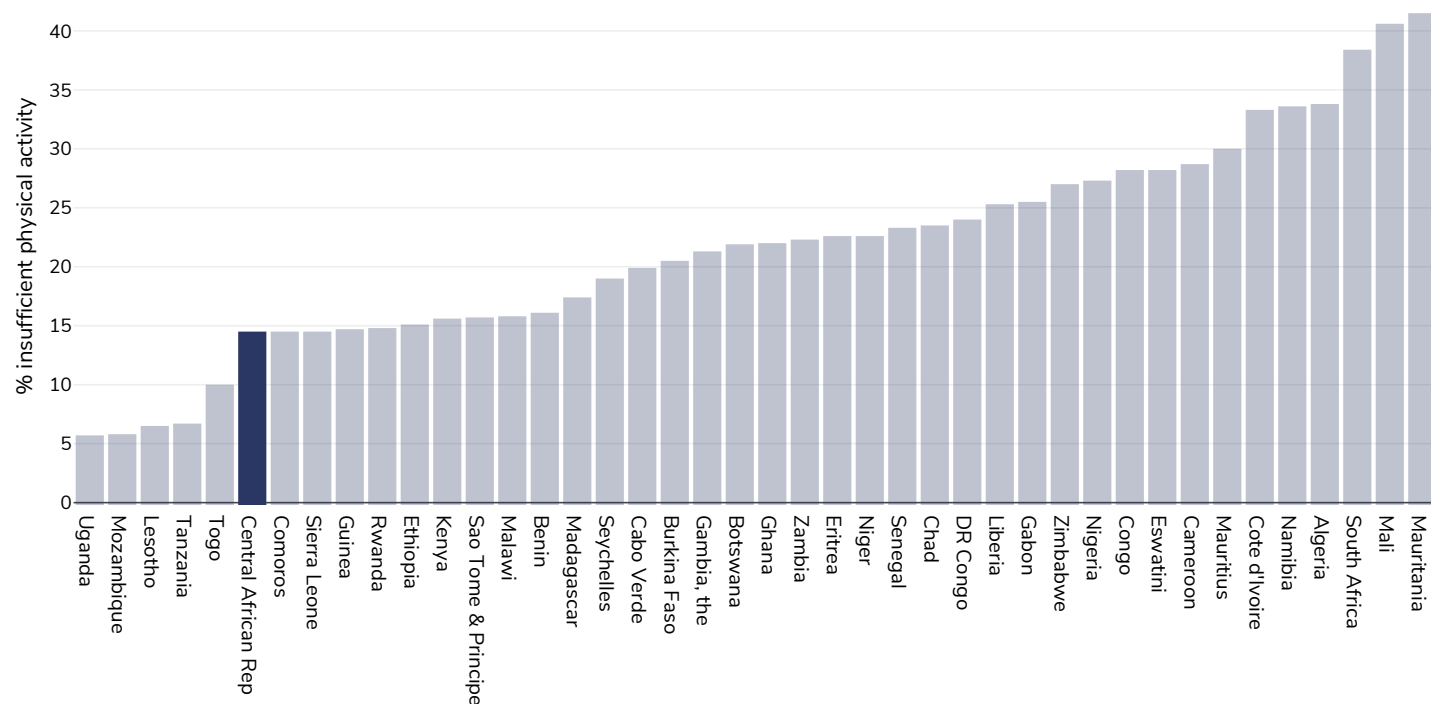
References: RAPPORT FINAL DE L'ENQUÊTE STEPS DE LA REPUBLIQUE CENTRAFRICAINE 2017. Available at https://cdn.who.int/media/docs/default-source/ncds/ncd-surveillance/data-reporting/central-african-republic/rapport_steps_rca_2017_final.pdf?sfvrsn=941336ed_1&download=true (last accessed 14.05.24)

Notes: Not national check full eport for area covered

Unless otherwise noted, overweight refers to a BMI between 25kg and 29.9kg/m², obesity refers to a BMI greater than 30kg/m².

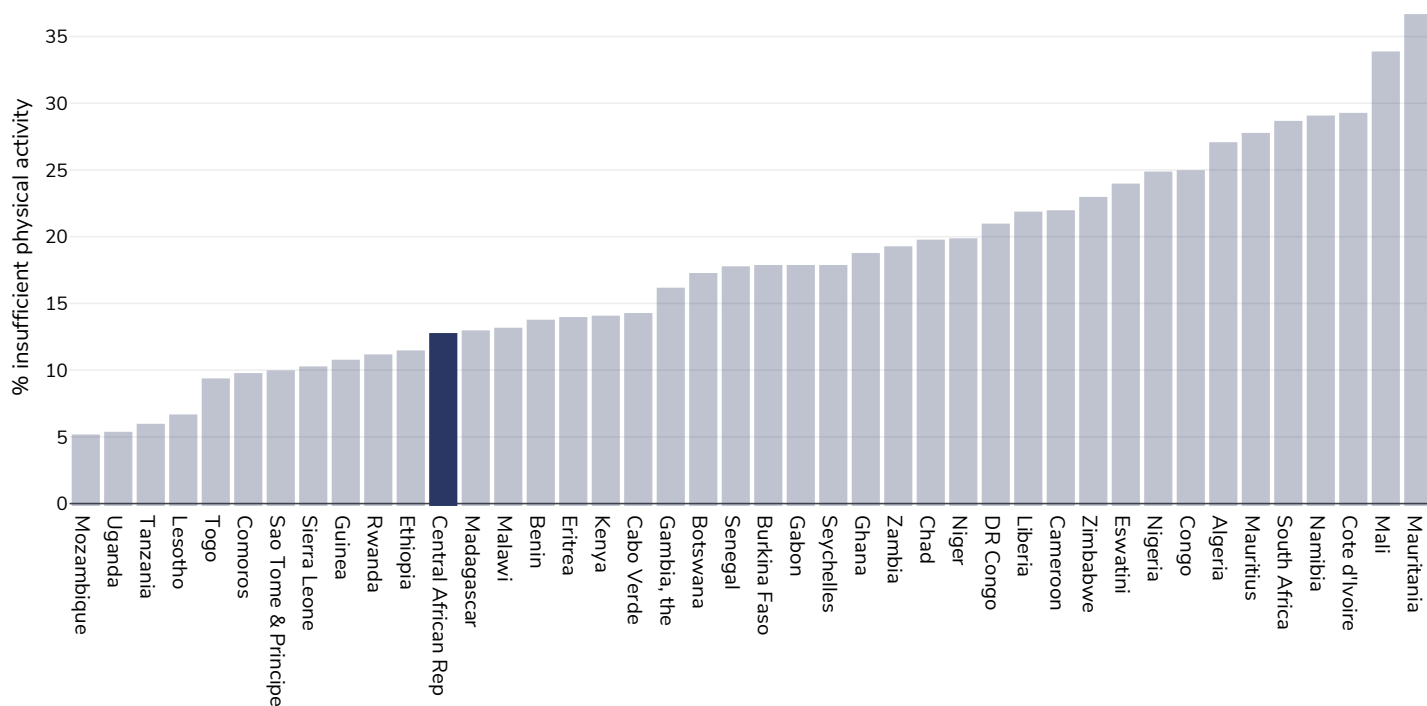
Insufficient physical activity

Adults, 2016



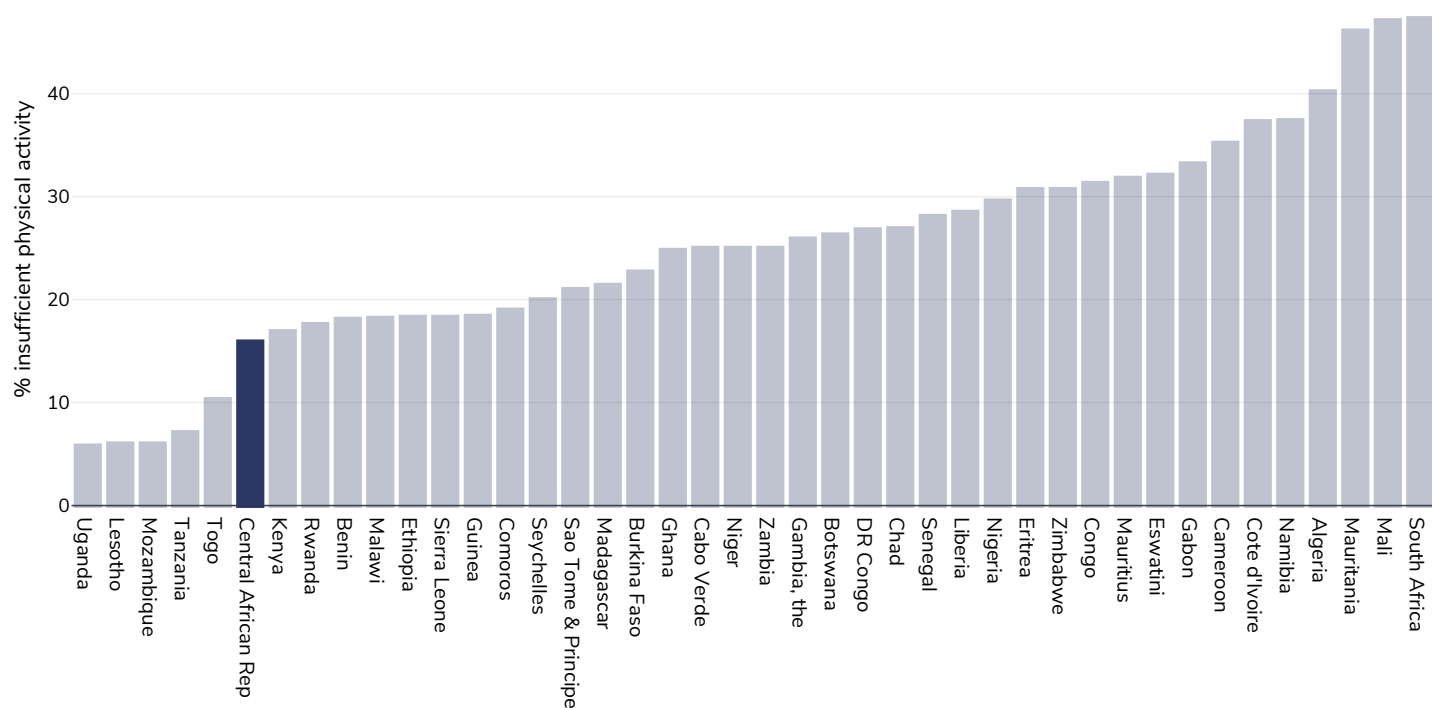
References: Guthold R, Stevens GA, Riley LM, Bull FC. Worldwide trends in insufficient physical activity from 2001 to 2016: a pooled analysis of 358 population-based surveys with 1.9 million participants. Lancet 2018 [http://dx.doi.org/10.1016/S2214-109X\(18\)30357-7](http://dx.doi.org/10.1016/S2214-109X(18)30357-7)

Men, 2016



References: Guthold R, Stevens GA, Riley LM, Bull FC. Worldwide trends in insufficient physical activity from 2001 to 2016: a pooled analysis of 358 population-based surveys with 1.9 million participants. Lancet 2018 [http://dx.doi.org/10.1016/S2214-109X\(18\)30357-7](http://dx.doi.org/10.1016/S2214-109X(18)30357-7)

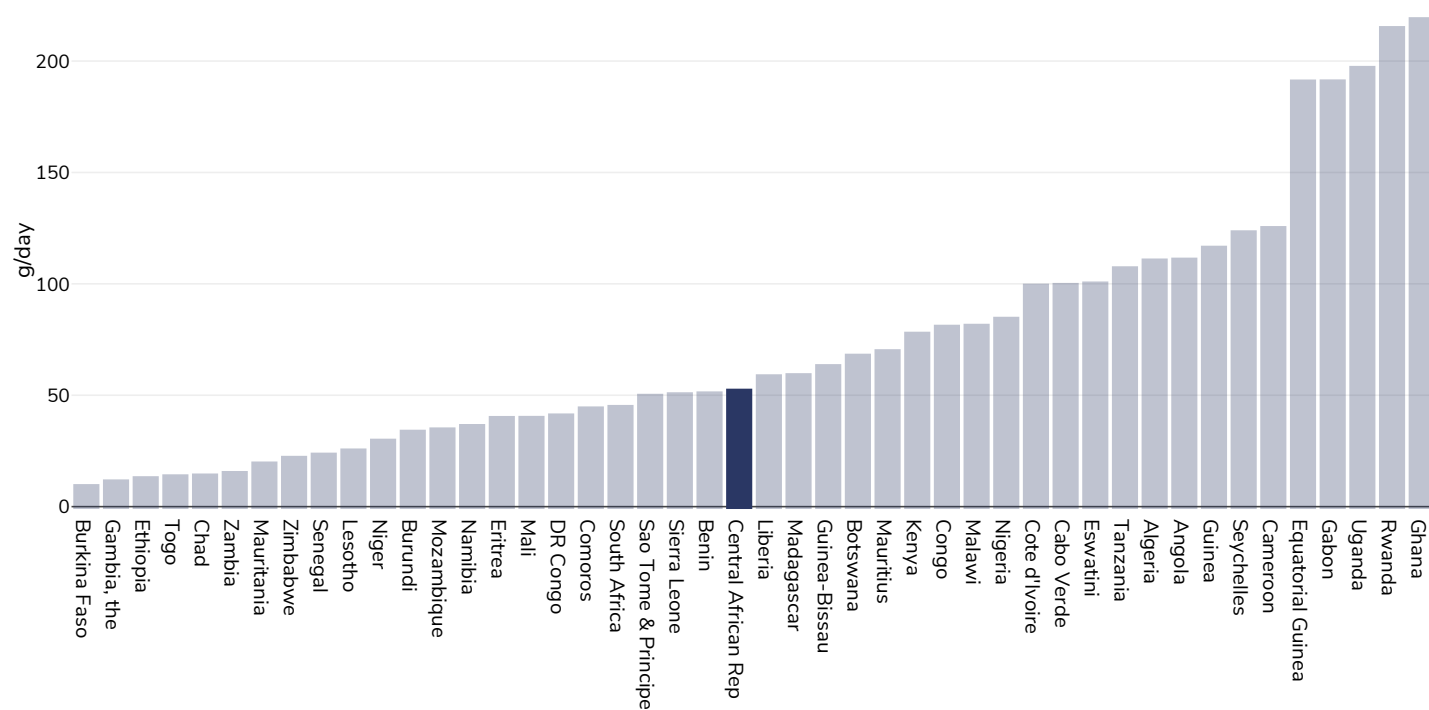
Women, 2016



References: Guthold R, Stevens GA, Riley LM, Bull FC. Worldwide trends in insufficient physical activity from 2001 to 2016: a pooled analysis of 358 population-based surveys with 1.9 million participants. Lancet 2018 [http://dx.doi.org/10.1016/S2214-109X\(18\)30357-7](http://dx.doi.org/10.1016/S2214-109X(18)30357-7)

Estimated per capita fruit intake

Adults, 2017



Survey type: Measured

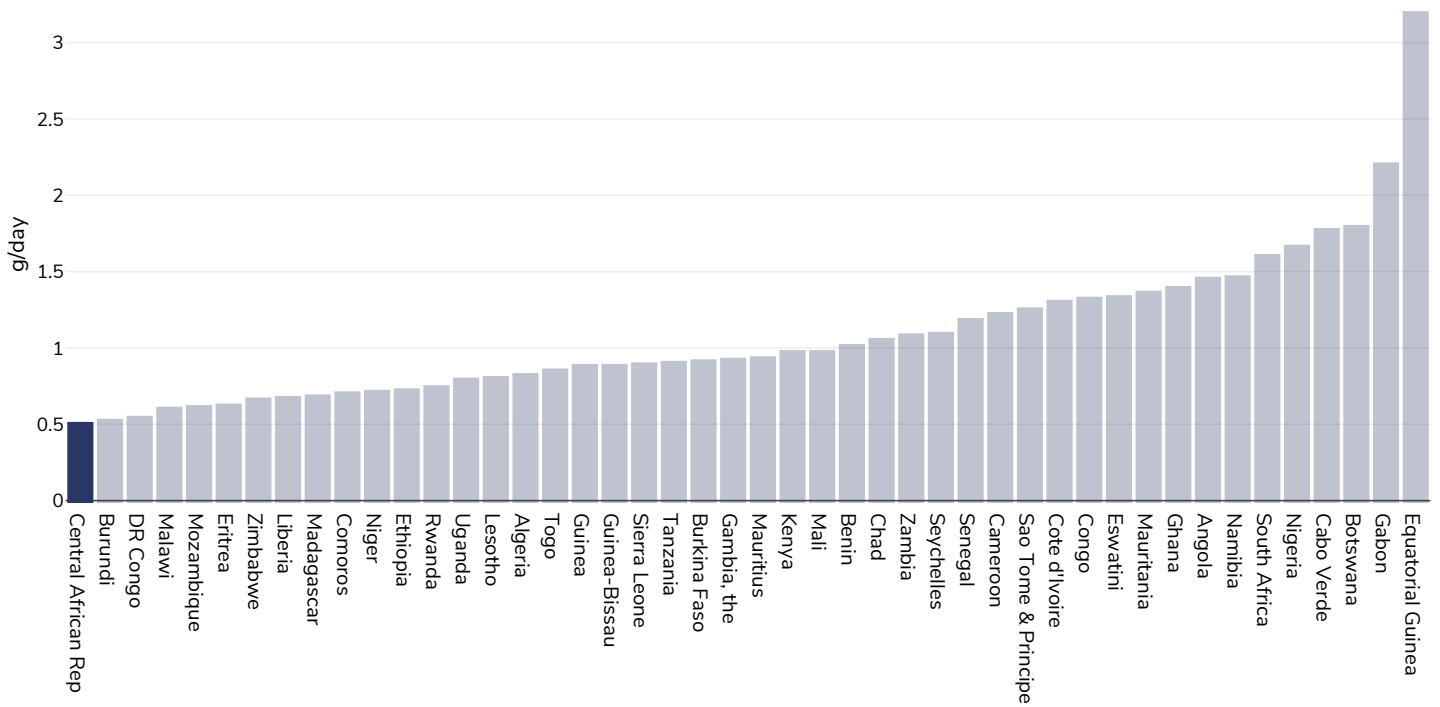
Age: 25+

References: Global Burden of Disease, the Institute for Health Metrics and Evaluation <http://ghdx.healthdata.org/>

Definitions: Estimated per-capita fruit intake (g/day)

Estimated per-capita processed meat intake

Adults, 2017



Survey type:

Measured

Age:

25+

References:

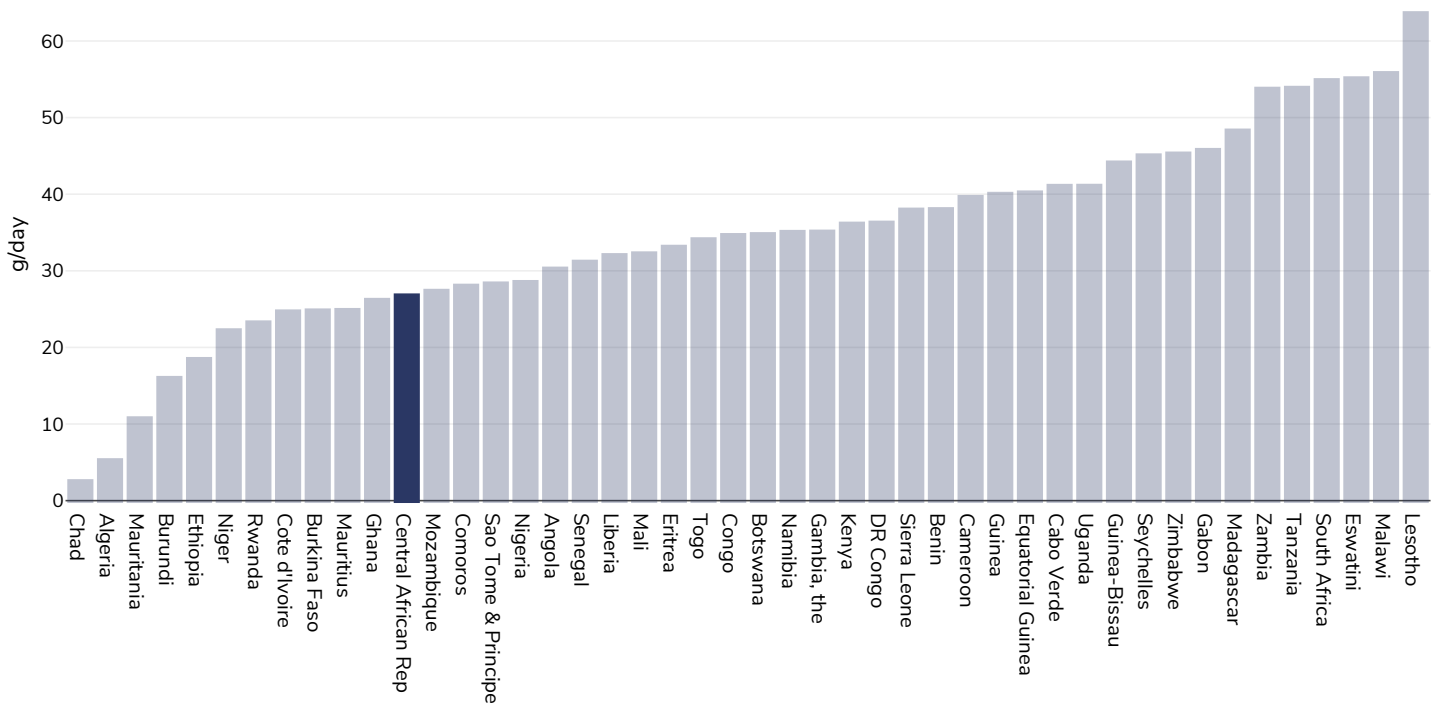
Global Burden of Disease, the Institute for Health Metrics and Evaluation <http://ghdx.healthdata.org/>

Definitions:

Estimated per-capita processed meat intake (g per day)

Estimated per capita whole grains intake

Adults, 2017



Survey type: Measured

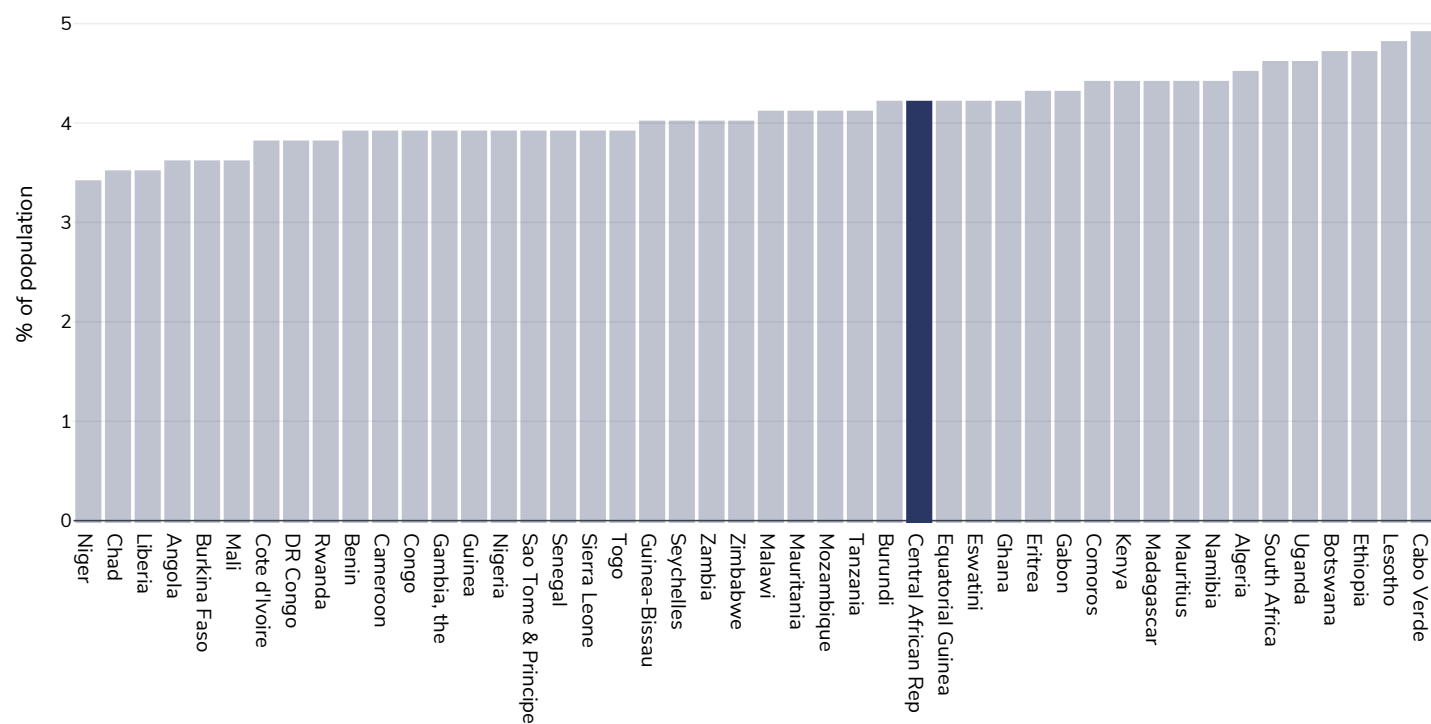
Age: 25+

References: Global Burden of Disease, the Institute for Health Metrics and Evaluation <http://ghdx.healthdata.org/>

Definitions: Estimated per-capita whole grains intake (g/day)

Mental health - depression disorders

Adults, 2015

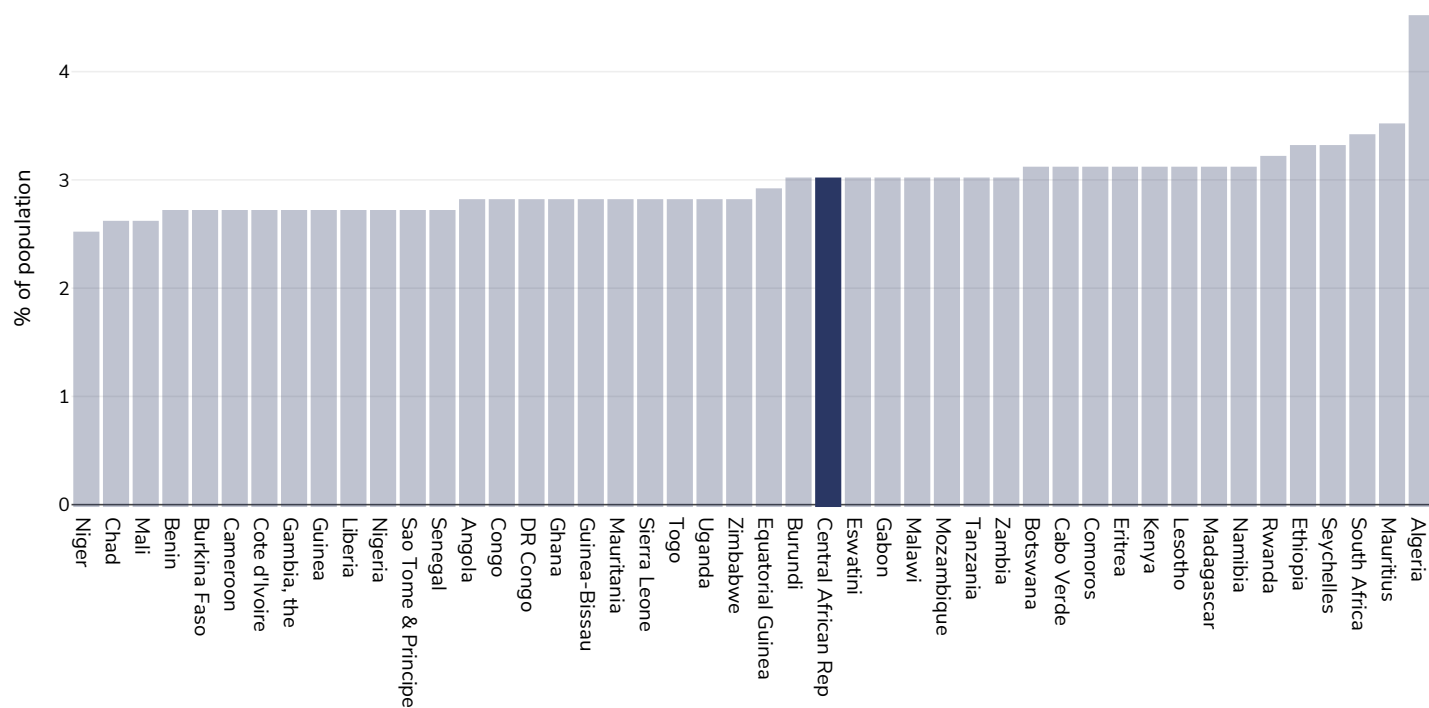


References: Prevalence data from Global Burden of Disease study 2015 (<http://ghdx.healthdata.org>) published in: Depression and Other Common Mental Disorders: Global Health Estimates. Geneva:World Health Organization; 2017. Licence: CC BY-NC-SA 3.0 IGO.

Definitions: % of population with depression disorders

Mental health - anxiety disorders

Adults, 2015

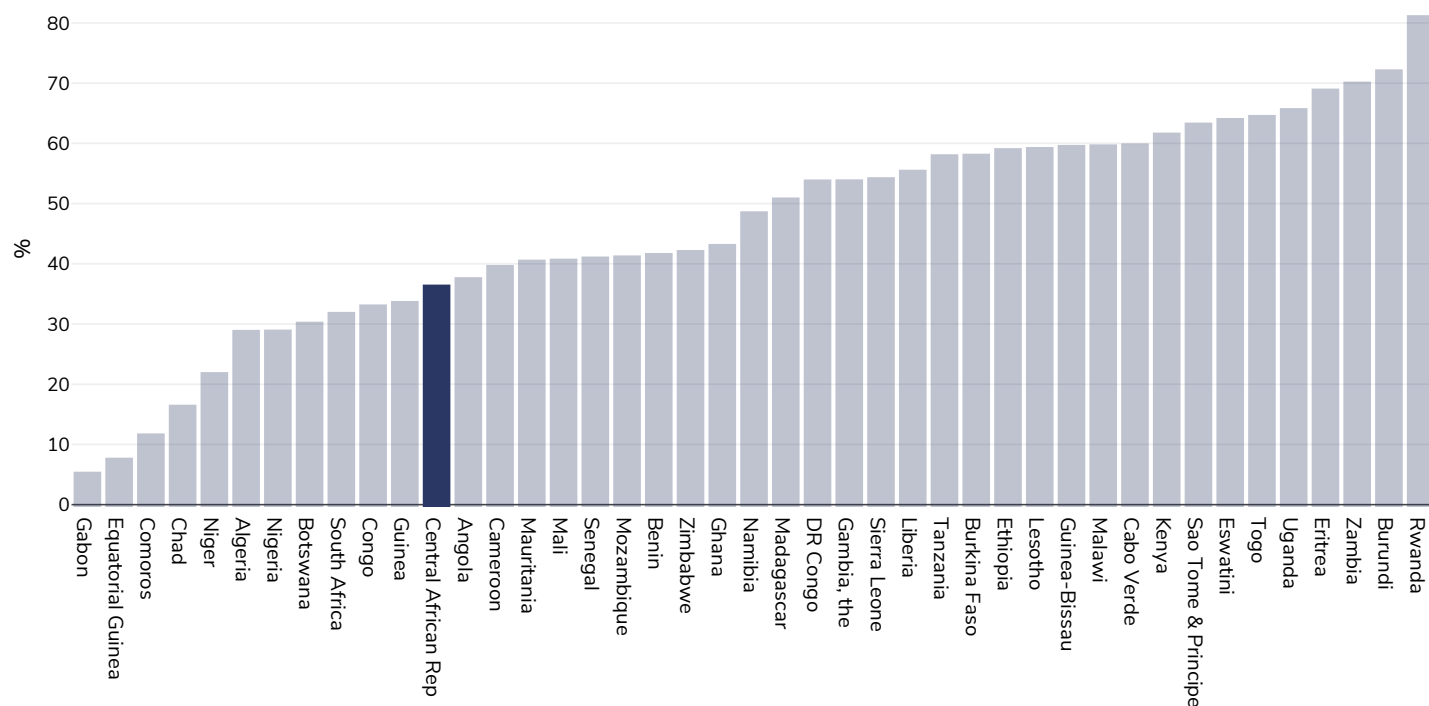


References: Prevalence data from Global Burden of Disease study 2015 (<http://ghdx.healthdata.org>) published in: Depression and Other Common Mental Disorders: Global Health Estimates. Geneva:World Health Organization; 2017. Licence: CC BY-NC-SA 3.0 IGO.

Definitions: % of population with anxiety disorders

% Infants exclusively breastfed 0-5 months

Children, 2005-2020



Area covered:

National

References:

MICS6-RCA Enquête par grappes à indicateurs multiples 2018-2019, Rapport final. Bangui, République Centrafricaine : ICASEES

Notes:

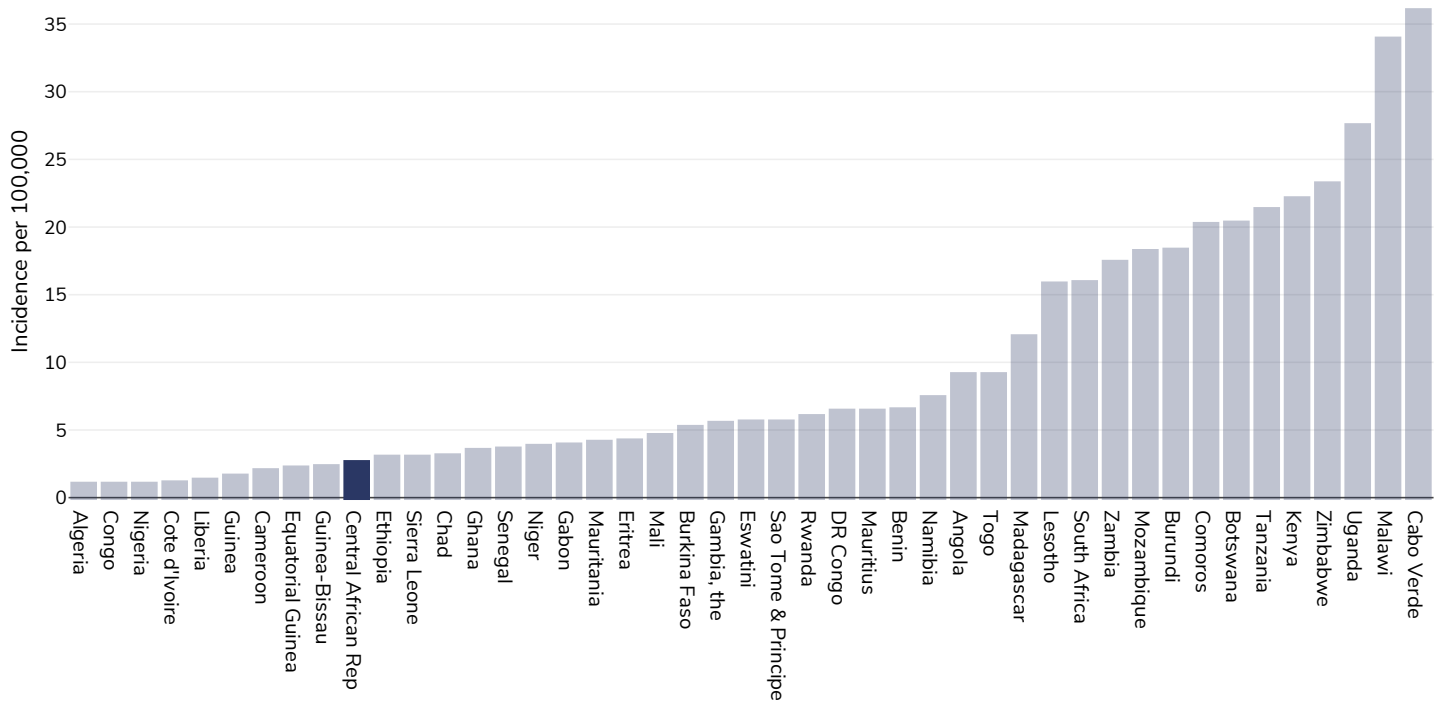
See UNICEF website for further survey information. Available at : <https://data.unicef.org/resources/dataset/infant-young-child-feeding/> (last accessed 28.9.21) Citation: United Nations Children's Fund, Division of Data, Analysis, Planning and Monitoring (2021). Global UNICEF Global Databases: Infant and Young Child Feeding: Exclusive breastfeeding, New York, September 2021.

Definitions:

% exclusively breastfed 0-5 months

Oesophageal cancer

Men, 2020



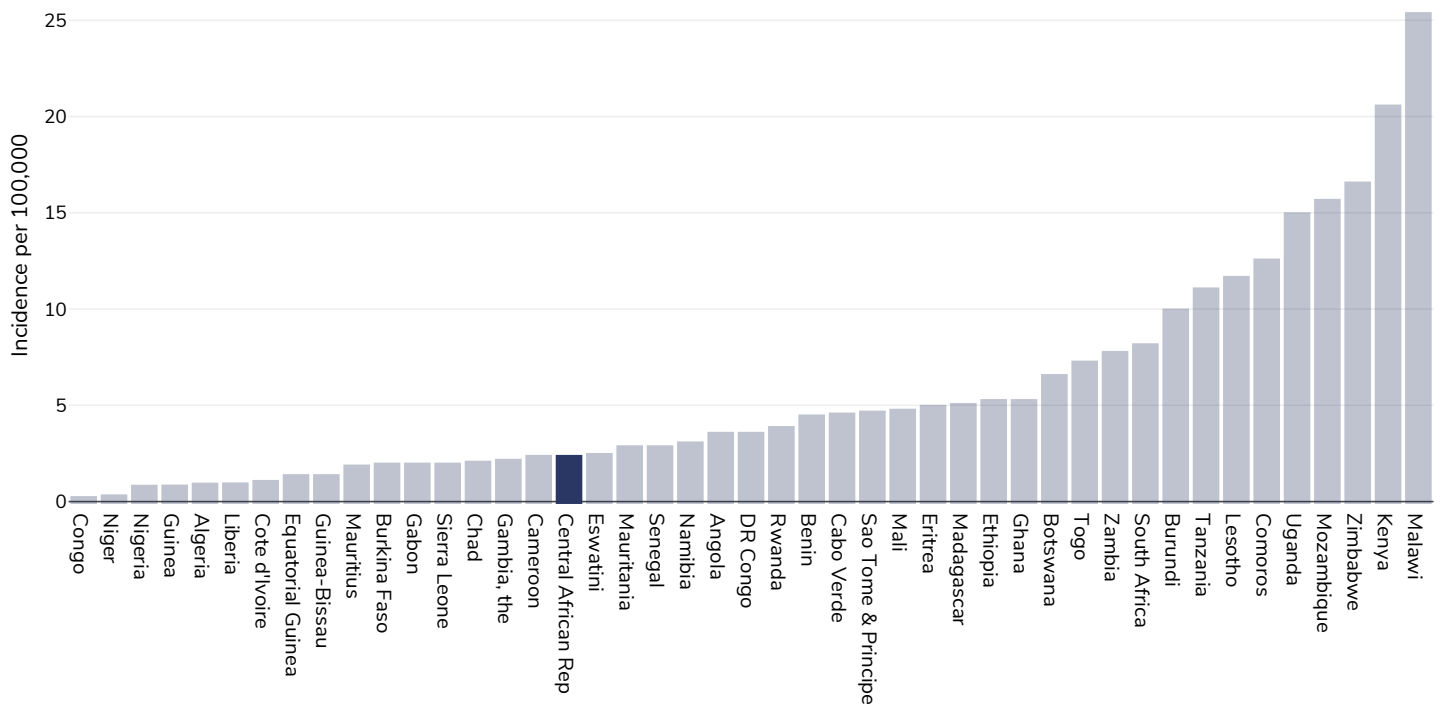
Age: 20+

Area covered: National

References: Ferlay J, Ervik M, Lam F, Colombet M, Mery L, Piñeros M, Znaor A, Soerjomataram I, Bray F (2020). Global Cancer Observatory: Cancer Today. Lyon, France: International Agency for Research on Cancer. Available from: <https://gco.iarc.fr/today>, accessed 10.01.2083

Definitions: Age-standardized incidence rates per 100 000

Women, 2020



Age: 20+

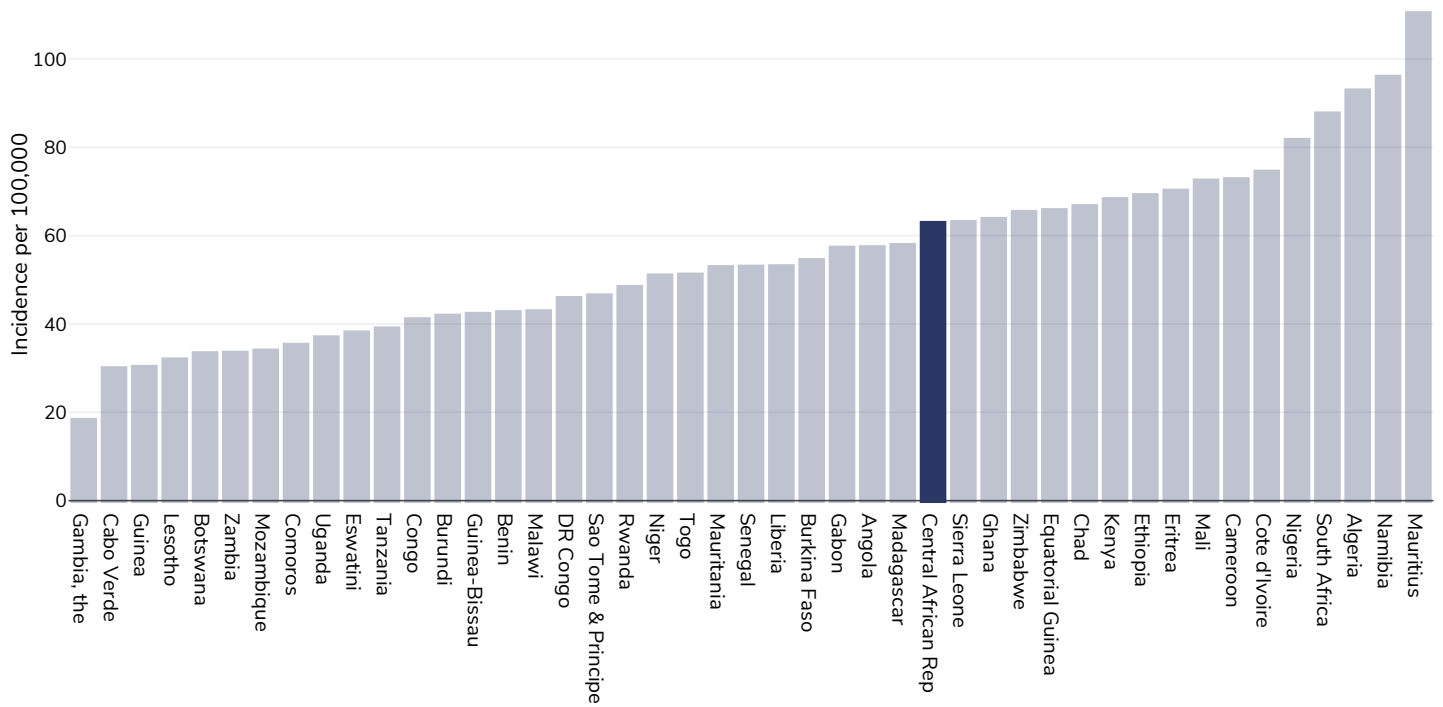
Area covered: National

References: Ferlay J, Ervik M, Lam F, Colombet M, Mery L, Piñeros M, Znaor A, Soerjomataram I, Bray F (2020). Global Cancer Observatory: Cancer Today. Lyon, France: International Agency for Research on Cancer. Available from: <https://gco.iarc.fr/today>, accessed 10.01.2083

Definitions: Age-standardized incidence rates per 100 000

Breast cancer

Women, 2020



Age: 20+

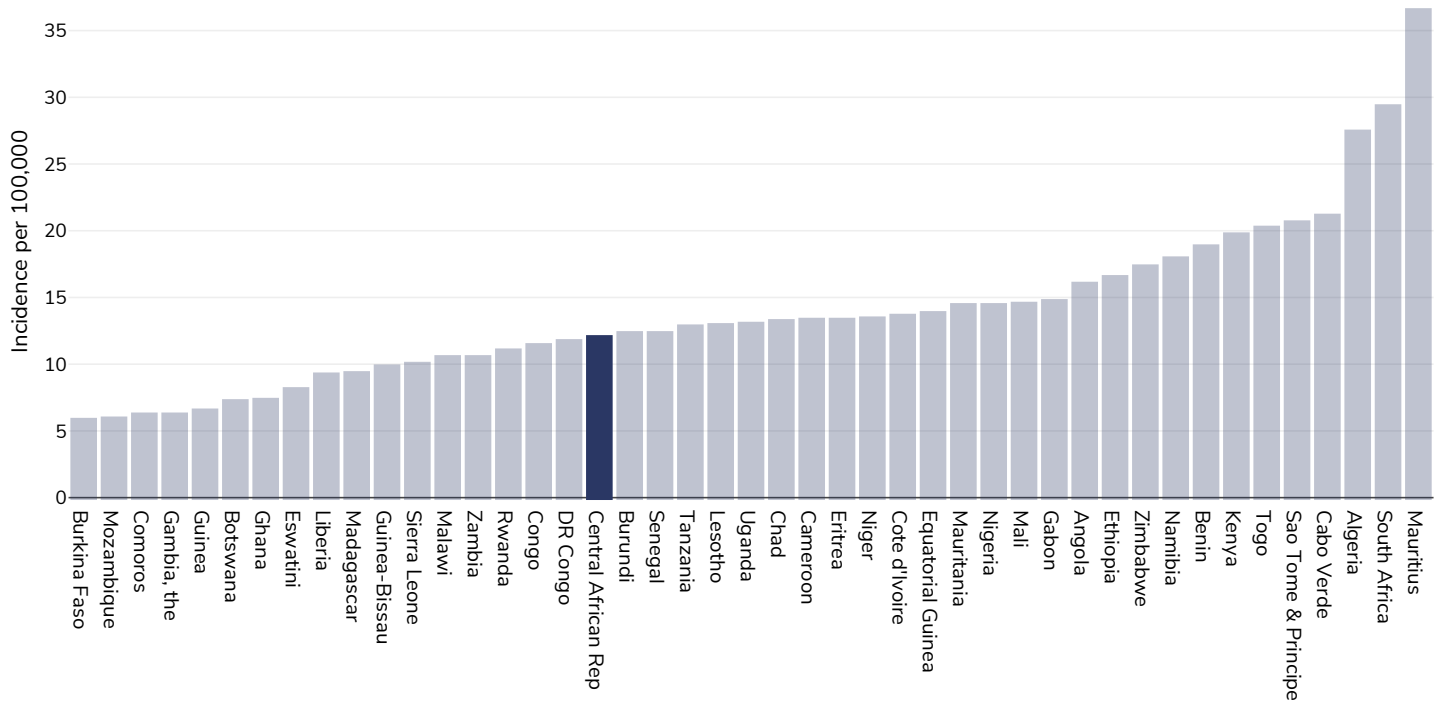
Area covered: National

References: Ferlay J, Ervik M, Lam F, Colombet M, Mery L, Piñeros M, Znaor A, Soerjomataram I, Bray F (2020). Global Cancer Observatory: Cancer Today. Lyon, France: International Agency for Research on Cancer. Available from: <https://gco.iarc.fr/today>, accessed 10.01.2083

Definitions: Age-standardized incidence rates per 100 000

Colorectal cancer

Men, 2020



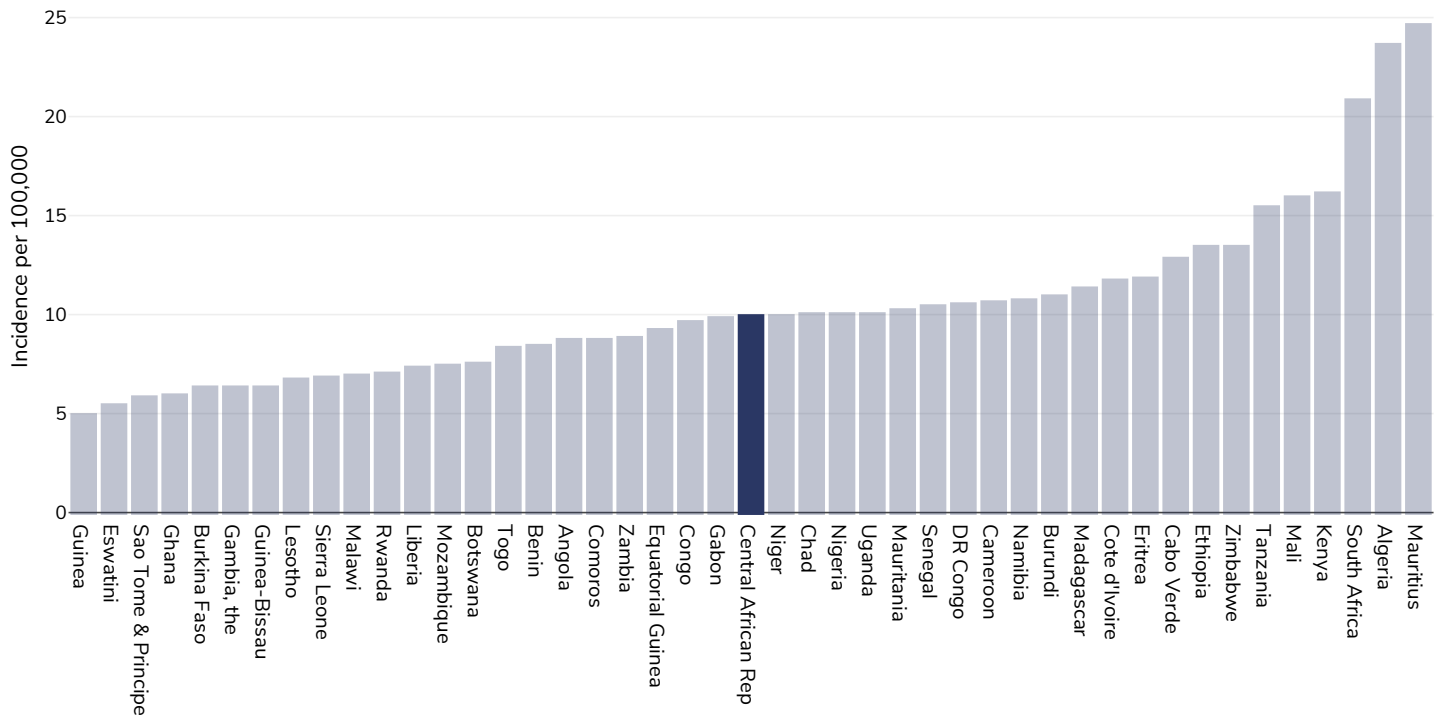
Age: 20+

Area covered: National

References: Ferlay J, Ervik M, Lam F, Colombet M, Mery L, Piñeros M, Znaor A, Soerjomataram I, Bray F (2020). Global Cancer Observatory: Cancer Today. Lyon, France: International Agency for Research on Cancer. Available from: <https://gco.iarc.fr/today>, accessed 10.01.2083

Definitions: Age-standardized incidence rates per 100 000

Women, 2020



Age: 20+

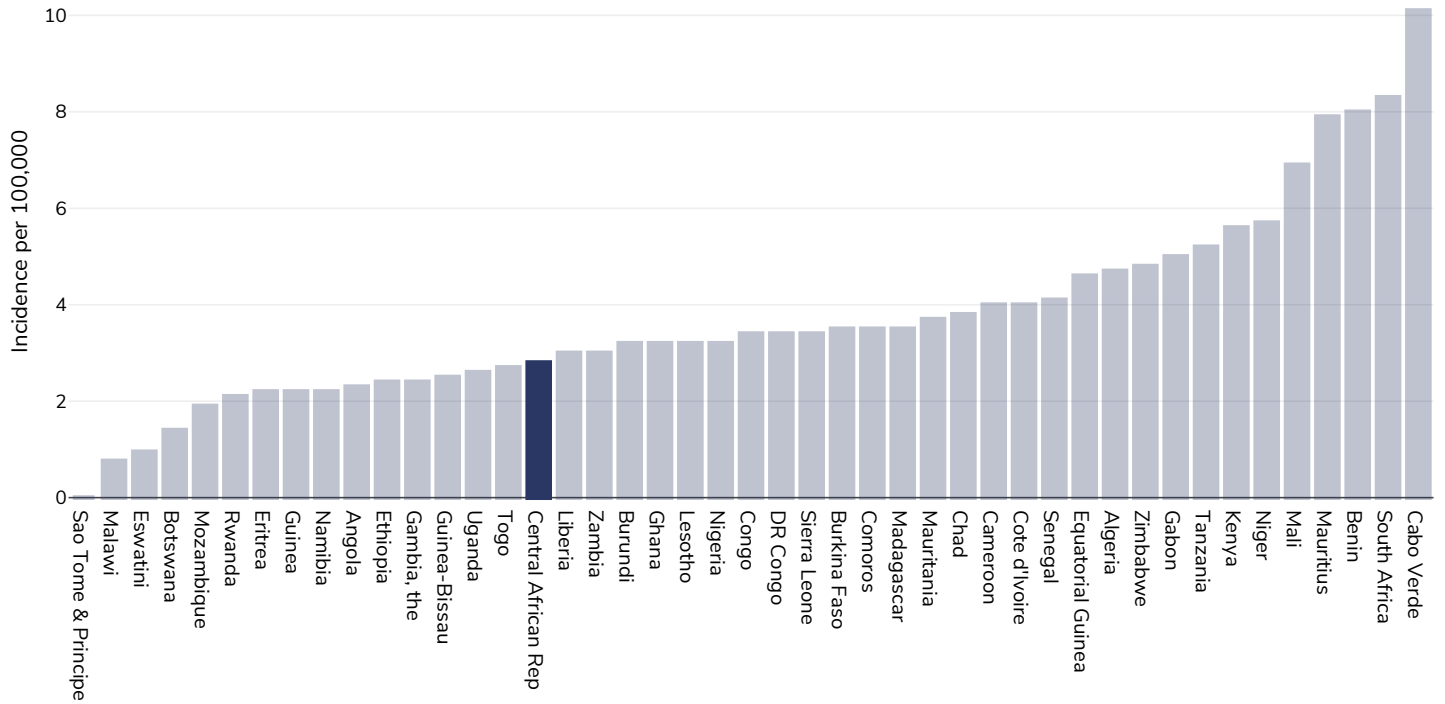
Area covered: National

References: Ferlay J, Ervik M, Lam F, Colombet M, Mery L, Piñeros M, Znaor A, Soerjomataram I, Bray F (2020). Global Cancer Observatory: Cancer Today. Lyon, France: International Agency for Research on Cancer. Available from: <https://gco.iarc.fr/today>, accessed 10.01.2083

Definitions: Age-standardized incidence rates per 100 000

Pancreatic cancer

Men, 2020



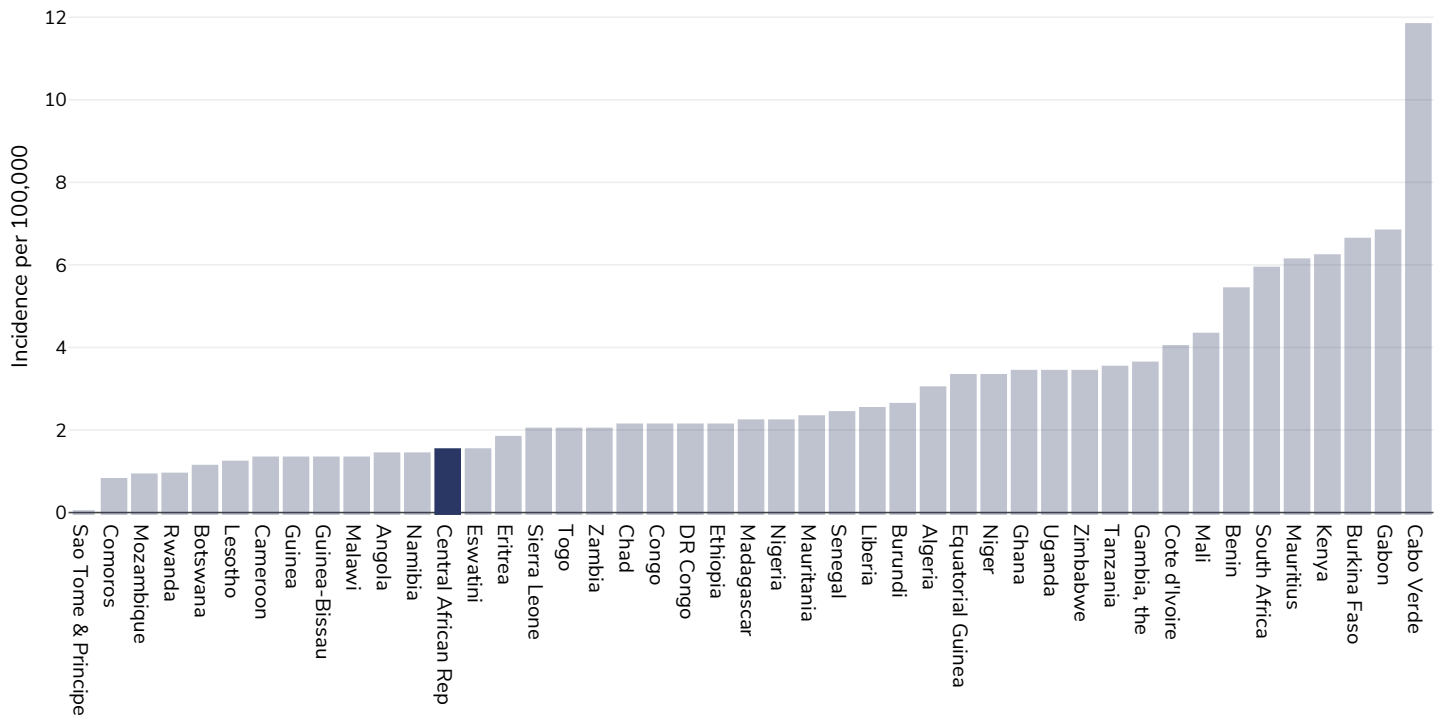
Age: 20+

Area covered: National

References: Ferlay J, Ervik M, Lam F, Colombet M, Mery L, Piñeros M, Znaor A, Soerjomataram I, Bray F (2020). Global Cancer Observatory: Cancer Today. Lyon, France: International Agency for Research on Cancer. Available from: <https://gco.iarc.fr/today>, accessed 10.01.2083

Definitions: Age-standardized incidence rates per 100 000

Women, 2020



Age: 20+

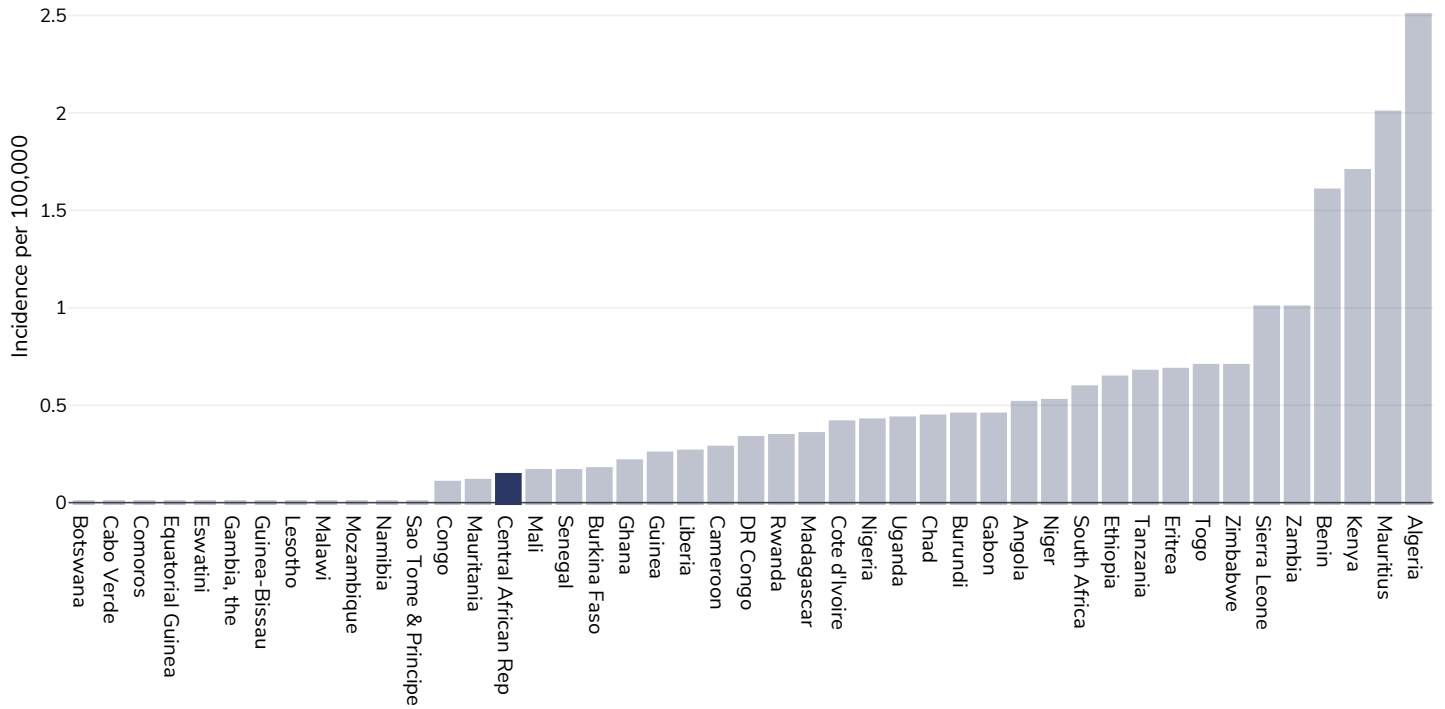
Area covered: National

References: Ferlay J, Ervik M, Lam F, Colombet M, Mery L, Piñeros M, Znaor A, Soerjomataram I, Bray F (2020). Global Cancer Observatory: Cancer Today. Lyon, France: International Agency for Research on Cancer. Available from: <https://gco.iarc.fr/today>, accessed 10.01.2083

Definitions: Age-standardized incidence rates per 100 000

Gallbladder cancer

Men, 2020



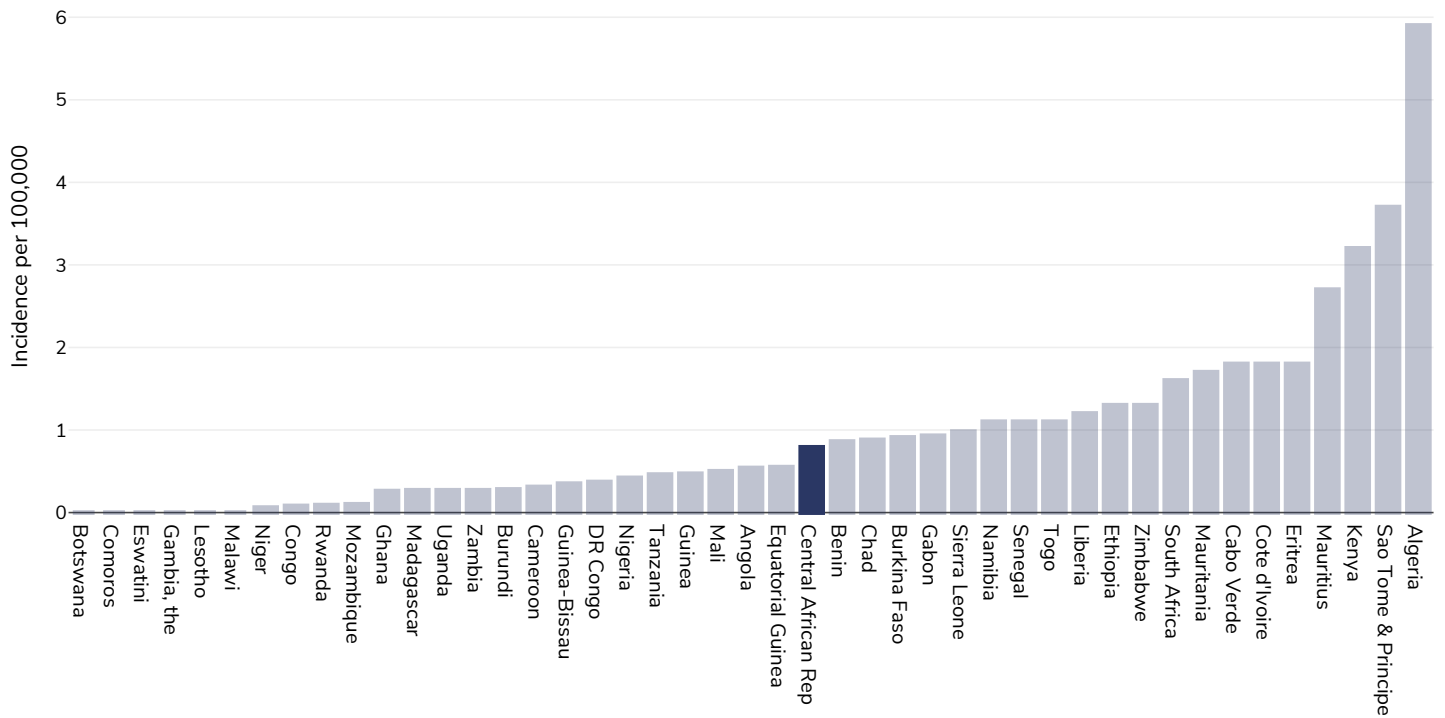
Age: 20+

Area covered: National

References: Ferlay J, Ervik M, Lam F, Colombet M, Mery L, Piñeros M, Znaor A, Soerjomataram I, Bray F (2020). Global Cancer Observatory: Cancer Today. Lyon, France: International Agency for Research on Cancer. Available from: <https://gco.iarc.fr/today>, accessed 10.01.2083

Definitions: Age-standardized incidence rates per 100 000

Women, 2020



Age: 20+

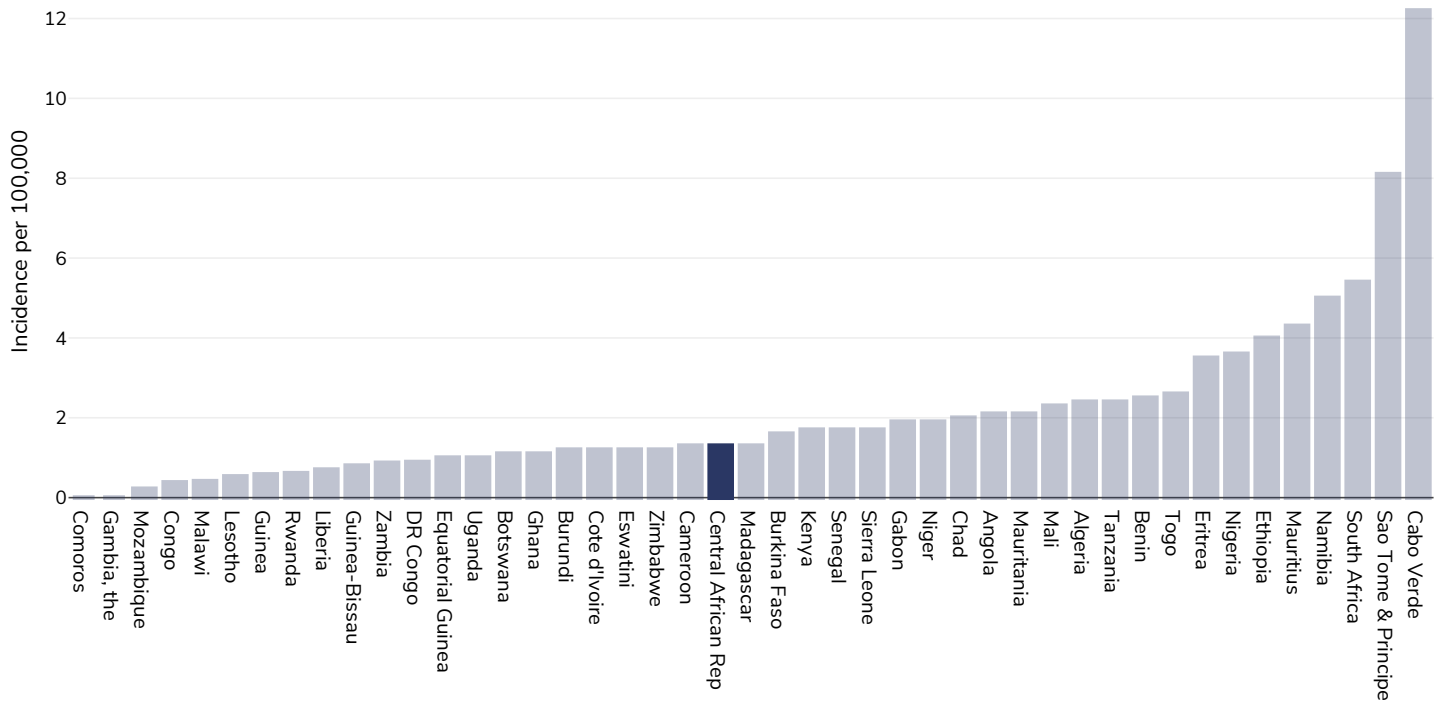
Area covered: National

References: Ferlay J, Ervik M, Lam F, Colombet M, Mery L, Piñeros M, Znaor A, Soerjomataram I, Bray F (2020). Global Cancer Observatory: Cancer Today. Lyon, France: International Agency for Research on Cancer. Available from: <https://gco.iarc.fr/today>, accessed 10.01.2083

Definitions: Age-standardized incidence rates per 100 000

Kidney cancer

Men, 2020



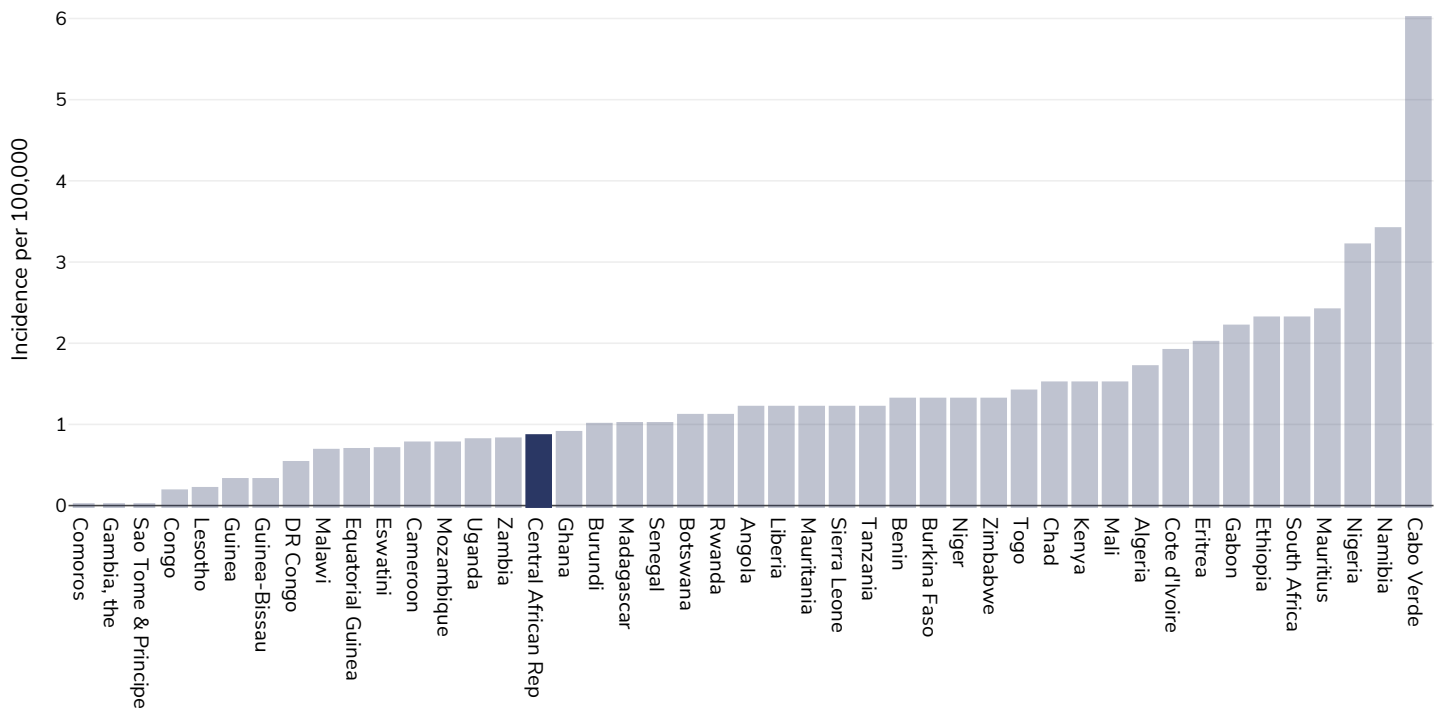
Age: 20+

Area covered: National

References: Ferlay J, Ervik M, Lam F, Colombet M, Mery L, Piñeros M, Znaor A, Soerjomataram I, Bray F (2020). Global Cancer Observatory: Cancer Today. Lyon, France: International Agency for Research on Cancer. Available from: <https://gco.iarc.fr/today>, accessed 10.01.2083

Definitions: Age-standardized incidence rates per 100 000

Women, 2020



Age: 20+

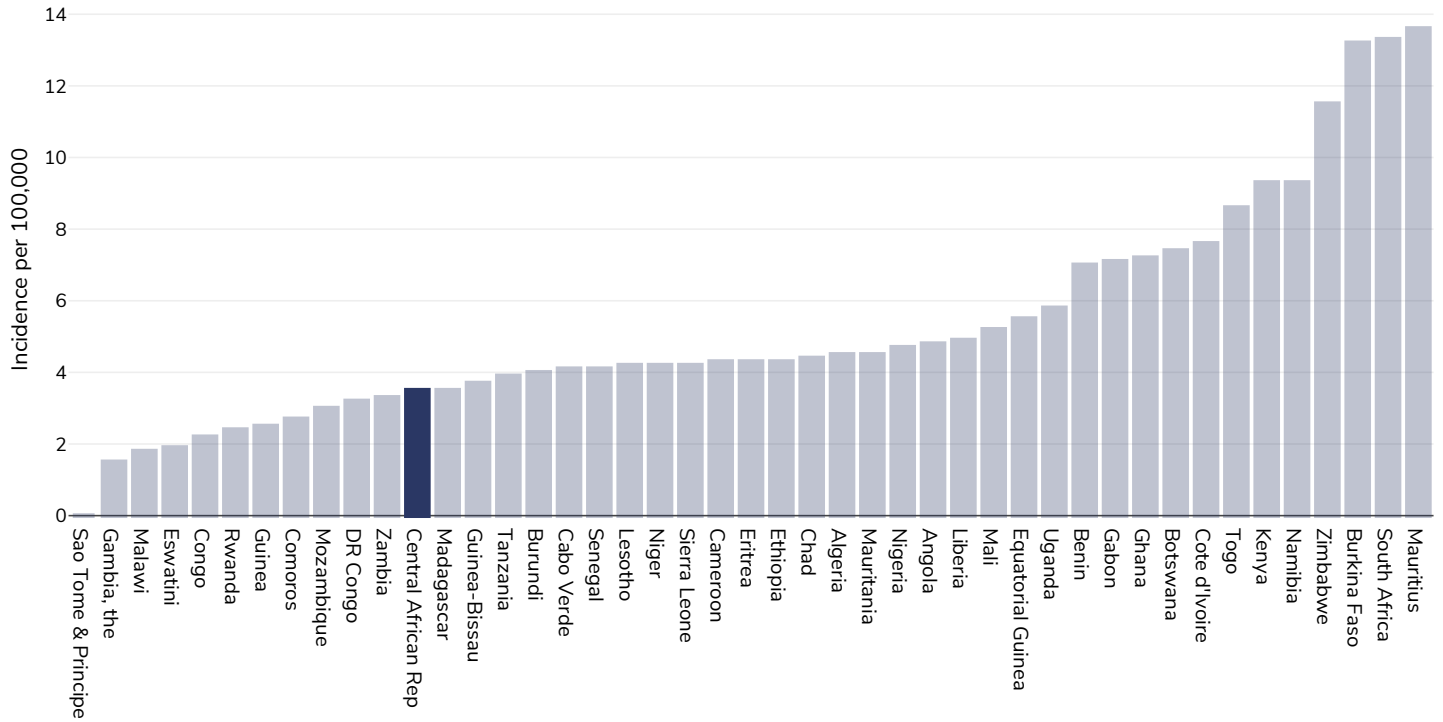
Area covered: National

References: Ferlay J, Ervik M, Lam F, Colombet M, Mery L, Piñeros M, Znaor A, Soerjomataram I, Bray F (2020). Global Cancer Observatory: Cancer Today. Lyon, France: International Agency for Research on Cancer. Available from: <https://gco.iarc.fr/today>, accessed 10.01.2083

Definitions: Age-standardized incidence rates per 100 000

Cancer of the uterus

Women, 2020



Age: 20+

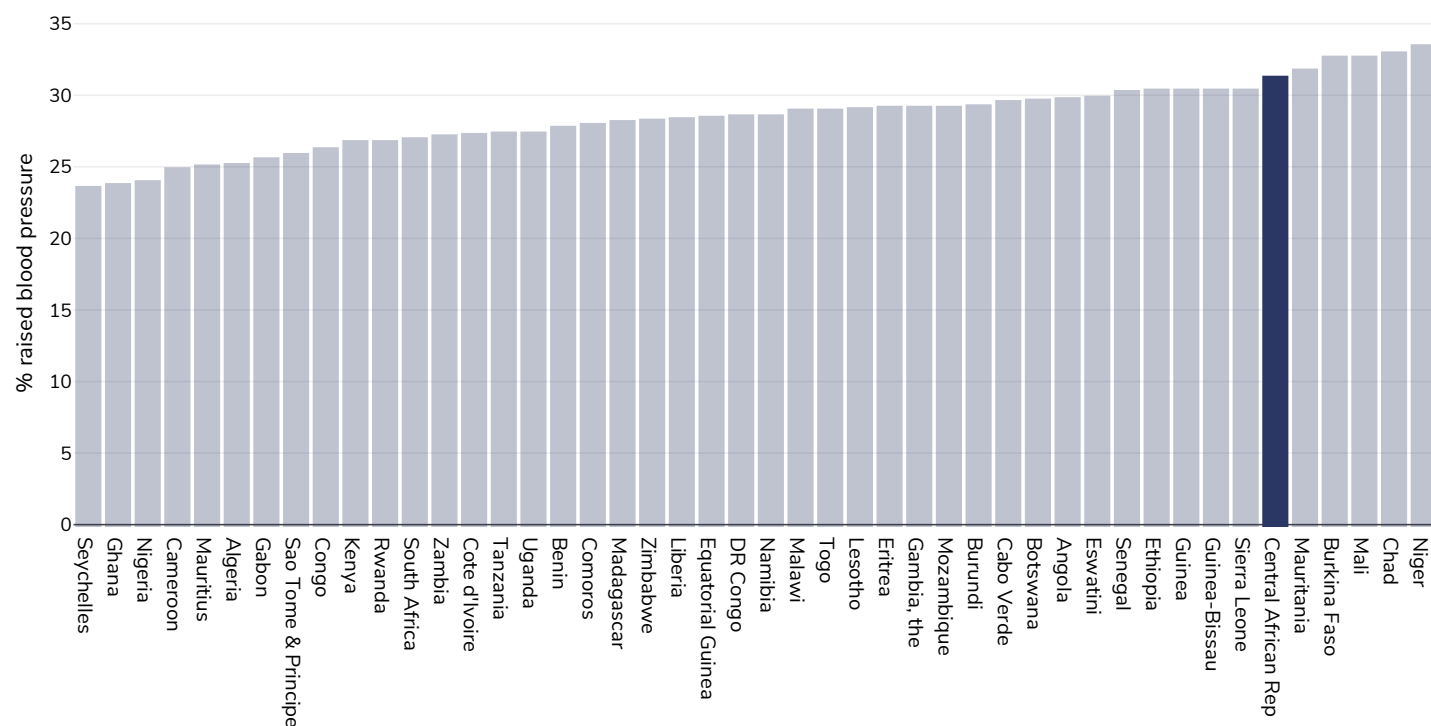
Area covered: National

References: Ferlay J, Ervik M, Lam F, Colombet M, Mery L, Piñeros M, Znaor A, Soerjomataram I, Bray F (2020). Global Cancer Observatory: Cancer Today. Lyon, France: International Agency for Research on Cancer. Available from: <https://gco.iarc.fr/today>, accessed 10.01.2083

Definitions: Age-standardized incidence rates per 100 000

Raised blood pressure

Adults, 2015



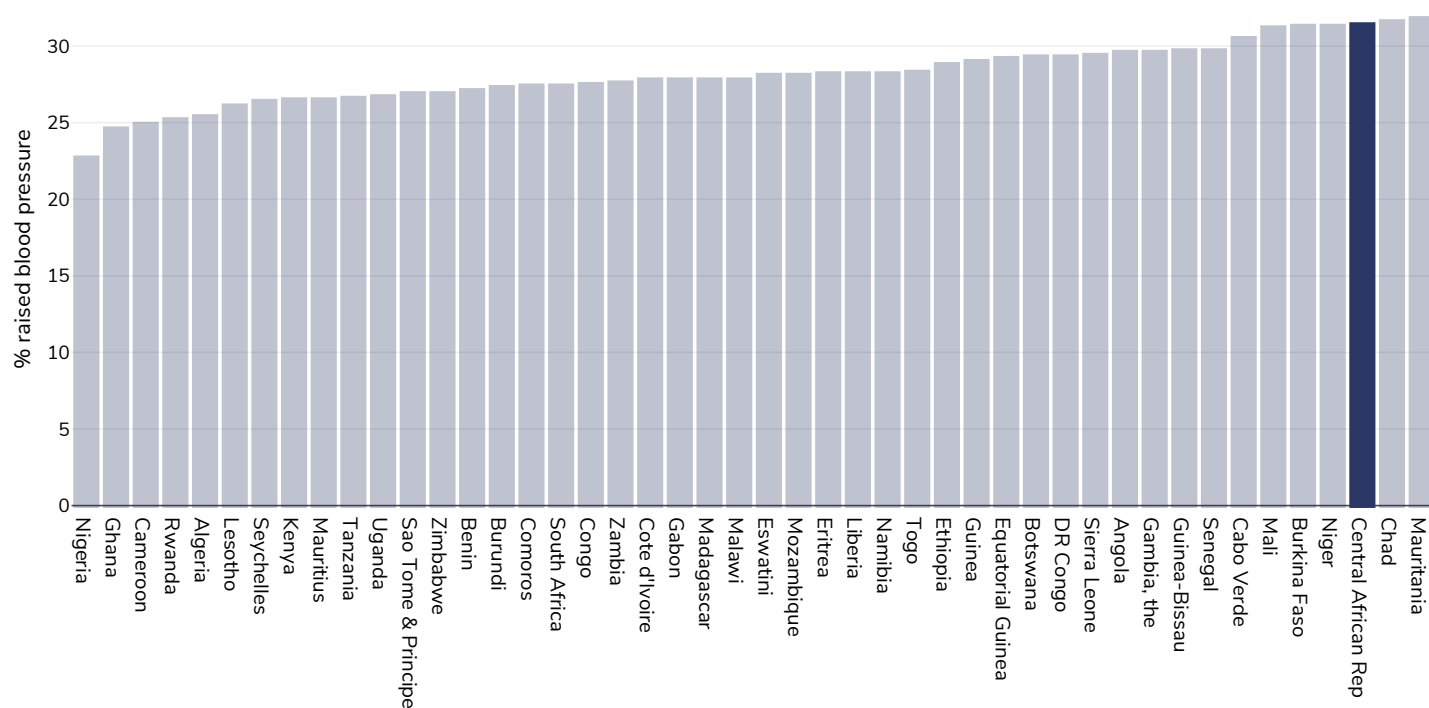
References:

Global Health Observatory data repository, World Health Organisation,
<http://apps.who.int/gho/data/node.main.A875?lang=en>

Definitions:

Age Standardised estimated % Raised blood pressure 2015 (SBP \geq 140 OR DBP \geq 90).

Men, 2015



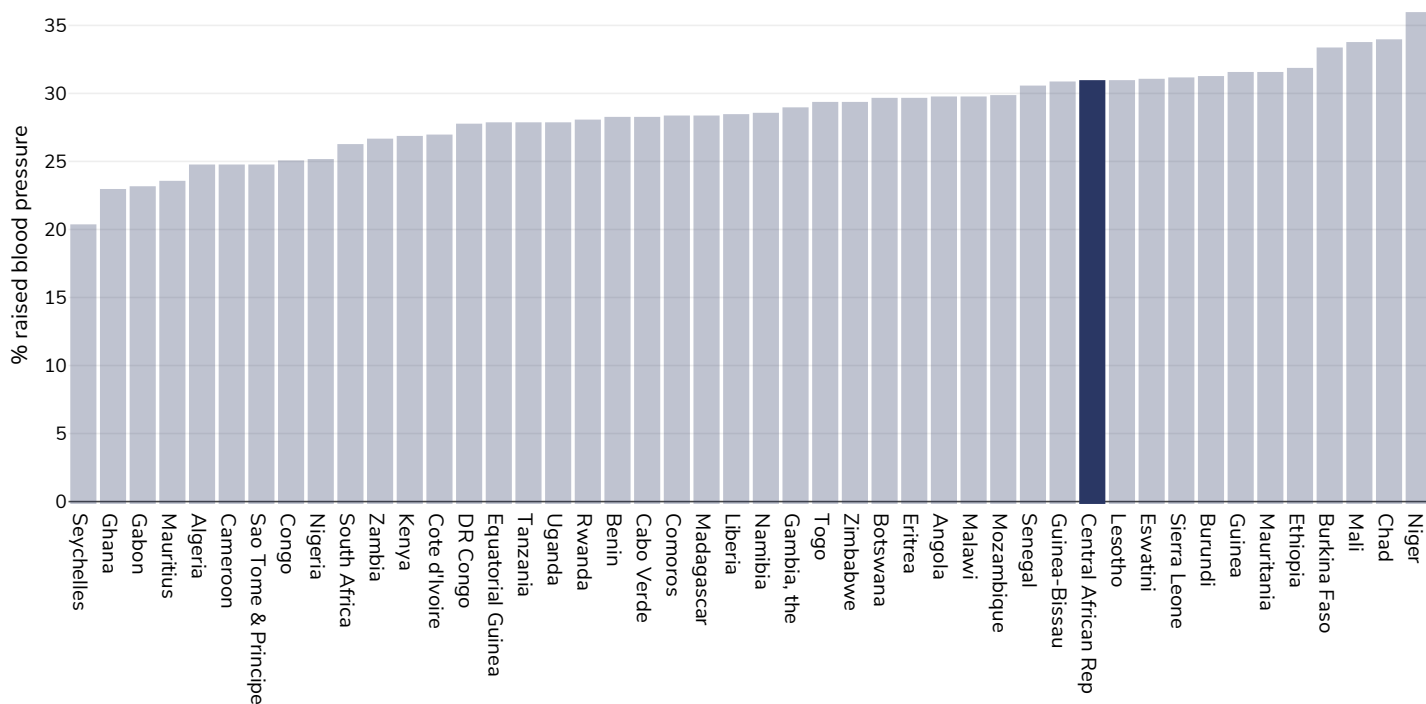
References:

Global Health Observatory data repository, World Health Organisation,
<http://apps.who.int/gho/data/node.main.A875?lang=en>

Definitions:

Age Standardised estimated % Raised blood pressure 2015 (SBP>=140 OR DBP>=90).

Women, 2015



References:

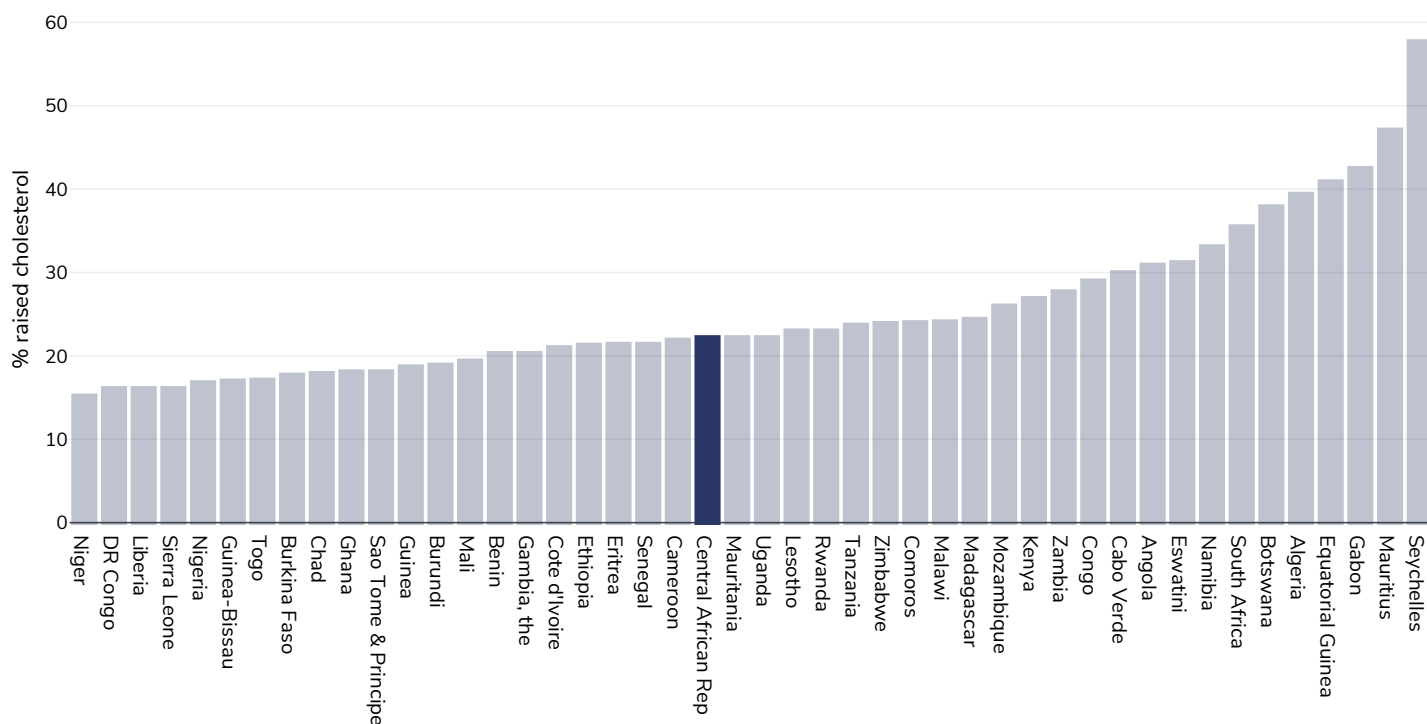
Global Health Observatory data repository, World Health Organisation,
<http://apps.who.int/gho/data/node.main.A875?lang=en>

Definitions:

Age Standardised estimated % Raised blood pressure 2015 (SBP>=140 OR DBP>=90).

Raised cholesterol

Adults, 2008



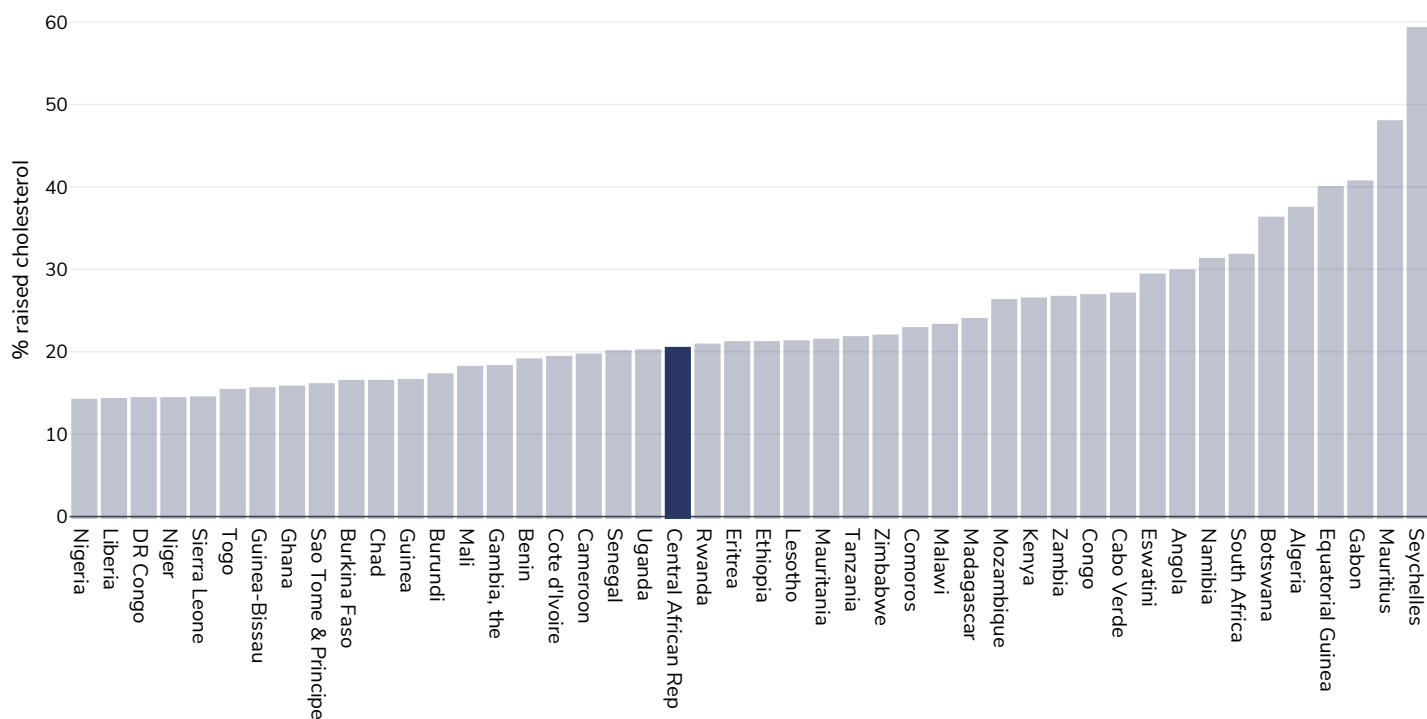
References:

Global Health Observatory data repository, World Health Organisation,
<http://apps.who.int/gho/data/node.main.A885>

Definitions:

% Raised total cholesterol (≥ 5.0 mmol/L) (age-standardized estimate).

Men, 2008



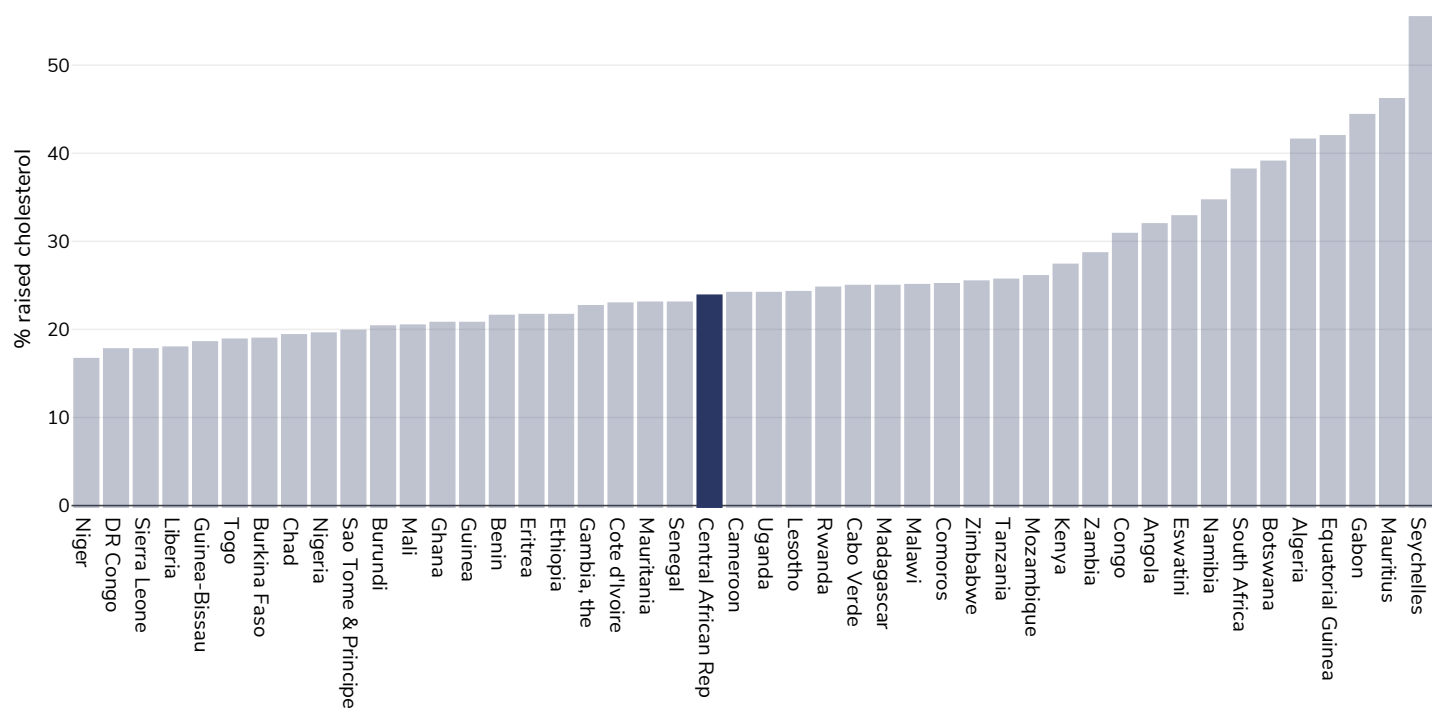
References:

Global Health Observatory data repository, World Health Organisation,
<http://apps.who.int/gho/data/node.main.A885>

Definitions:

% Raised total cholesterol (≥ 5.0 mmol/L) (age-standardized estimate).

Women, 2008



References:

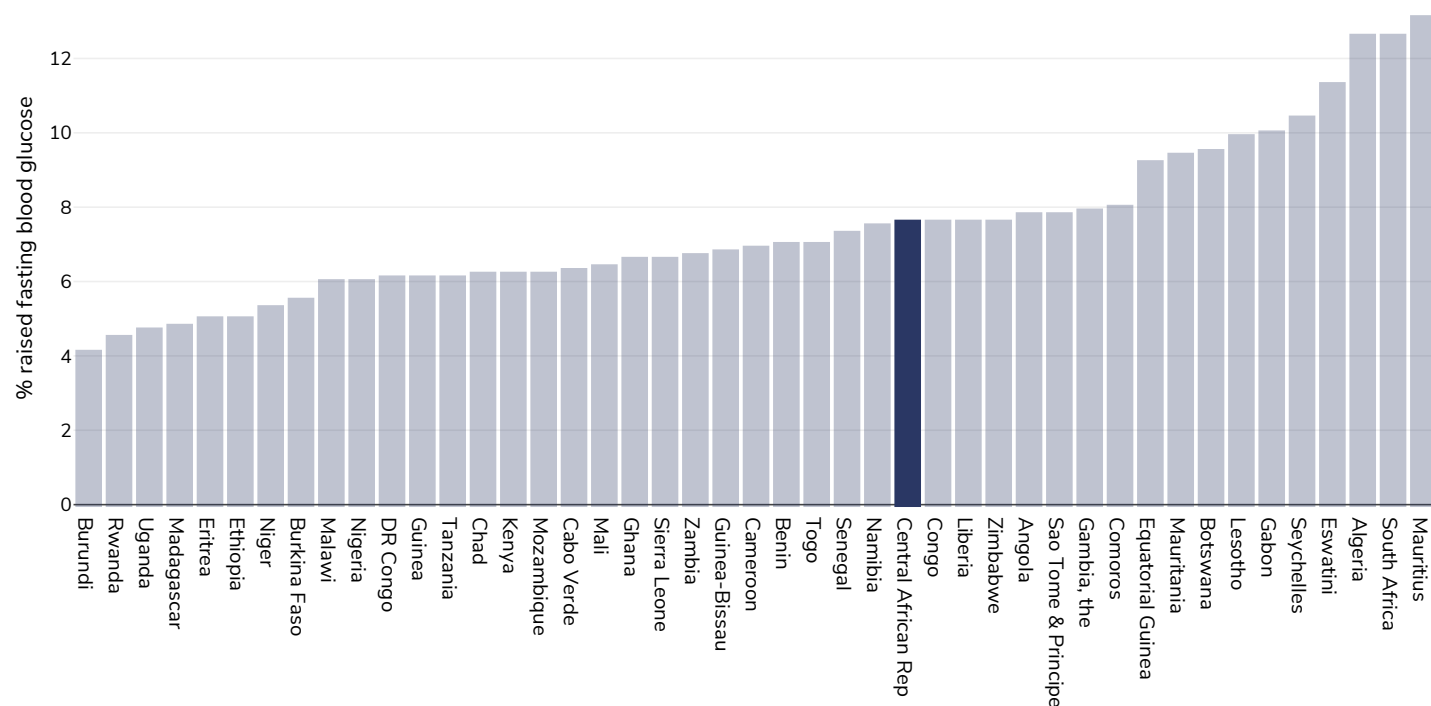
Global Health Observatory data repository, World Health Organisation,
<http://apps.who.int/gho/data/node.main.A885>

Definitions:

% Raised total cholesterol (≥ 5.0 mmol/L) (age-standardized estimate).

Raised fasting blood glucose

Men, 2014



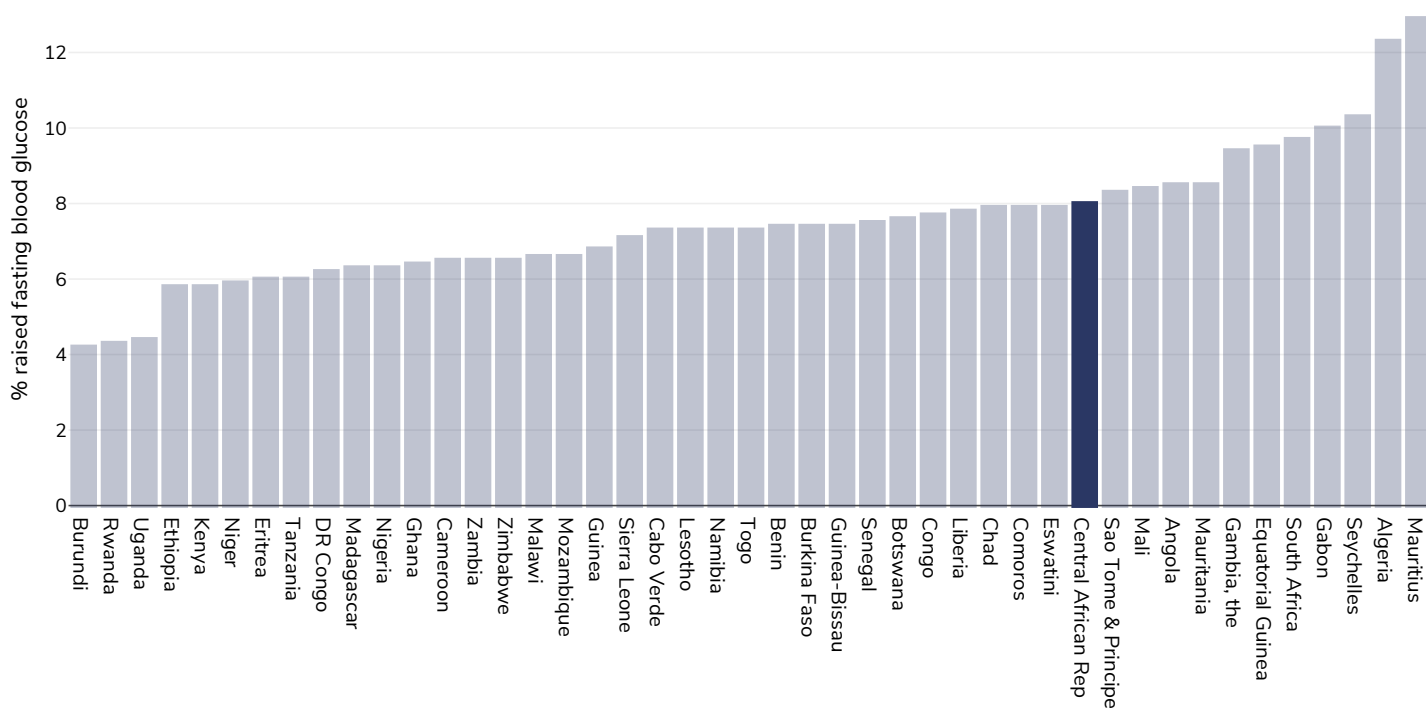
References:

Global Health Observatory data repository, World Health Organisation,
<http://apps.who.int/gho/data/node.main.A869?lang=en>

Definitions:

Age Standardised % raised fasting blood glucose (≥ 7.0 mmol/L or on medication).

Women, 2014



References:

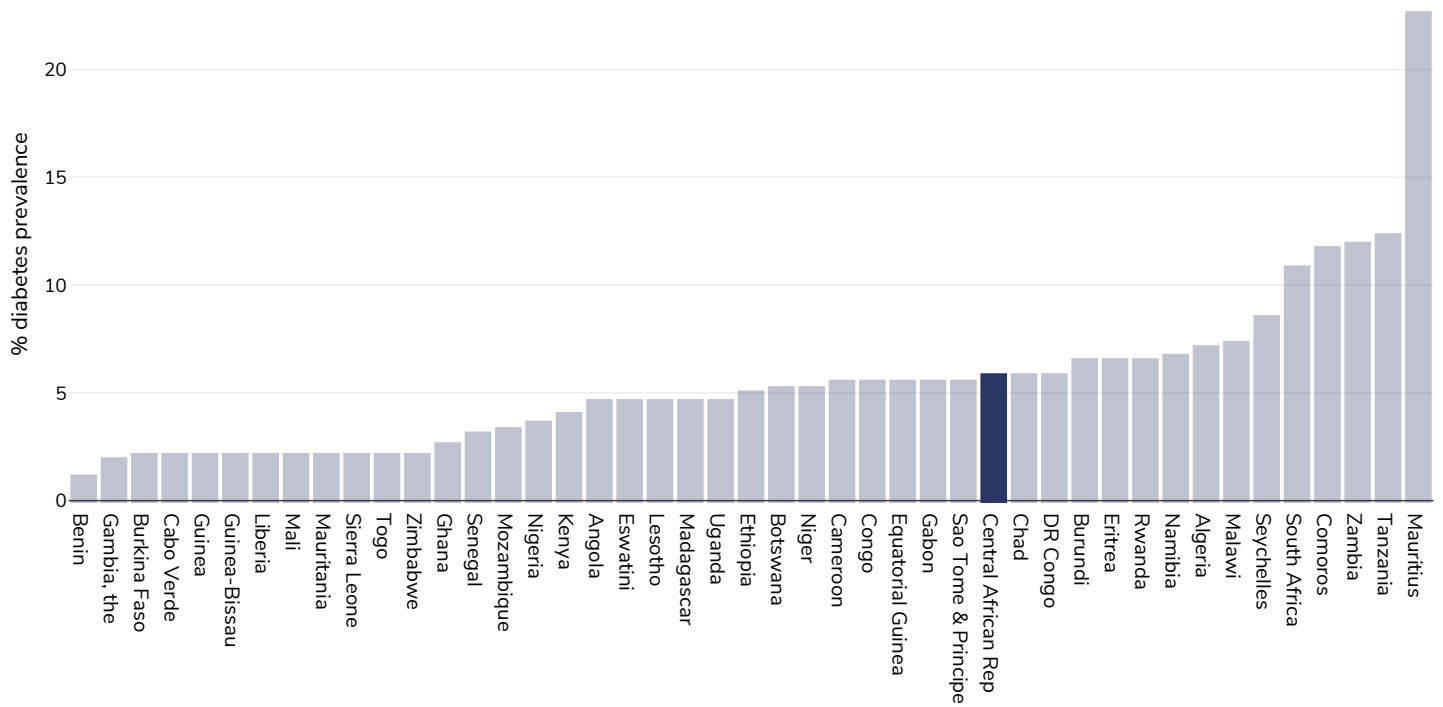
Global Health Observatory data repository, World Health Organisation,
<http://apps.who.int/gho/data/node.main.A869?lang=en>

Definitions:

Age Standardised % raised fasting blood glucose (≥ 7.0 mmol/L or on medication).

Diabetes prevalence

Adults, 2021



Age: 20-79

Area covered: National

References: Reproduced with kind permission International Diabetes Federation. IDF Diabetes Atlas, 10th edn. Brussels, Belgium:International Diabetes Federation, 2021. <http://www.diabetesatlas.org>

Definitions: Age-adjusted comparative prevalence of diabetes, %

Contextual factors

Disclaimer: These contextual factors should be interpreted with care. Results are updated as regularly as possible and use very specific criteria. The criteria used and full definitions are available for download at the bottom of this page.



Labelling

Is there mandatory nutrition labelling?	X
Front-of-package labelling?	X
Back-of-pack nutrition declaration?	X
Color coding?	X
Warning label?	X



Regulation and marketing

Are there fiscal policies on unhealthy products?	X
Tax on unhealthy foods?	X
Tax on unhealthy drinks?	X
Are there fiscal policies on healthy products?	X
Subsidy on fruits?	X
Subsidy on vegetables?	X
Subsidy on other healthy products?	X
Mandatory limit or ban of trans fat (all settings)?	X
Mandatory limit of trans fats in place (all settings)?	X
Ban on trans-fats or phos in place (all settings)?	X
Are there any mandatory policies/marketing restrictions on the promotion of unhealthy food/drinks to children?	X
Mandatory restriction on broadcast media?	X
Mandatory restriction on non-broadcast media?	X
Voluntary policies/marketing restrictions on the promotion of unhealthy food/drinks to children?	X
Are there mandatory standards for food in schools?	X
Are there any mandatory nutrient limits in any manufactured food products?	X
Nutrition standards for public sector procurement?	X



Political will and support

National obesity strategy or nutrition and physical activity national strategy?	✗
National obesity strategy?	✗
National childhood obesity strategy?	✗
Comprehensive nutrition strategy?	✗
Comprehensive physical activity strategy?	✗
Evidence-based dietary guidelines and/or RDAs?	✗
National target(s) on reducing obesity?	✓
Guidelines/policy on obesity treatment?	✗
Promotion of breastfeeding?	✗



Monitoring and surveillance

Monitoring of the prevalence and incidence for the main obesity-related NCDs and risk factors?	✓
Within 5 years?	✗



Governance and resource

Multi-sectoral national co-ordination mechanism for obesity or nutrition (including obesity)?	✗
--	----------

Key

Present
 Present (voluntary)
 Incoming
 Absent
 Unknown

Last updated September 13, 2022

PDF created on May 14, 2024