


Report card

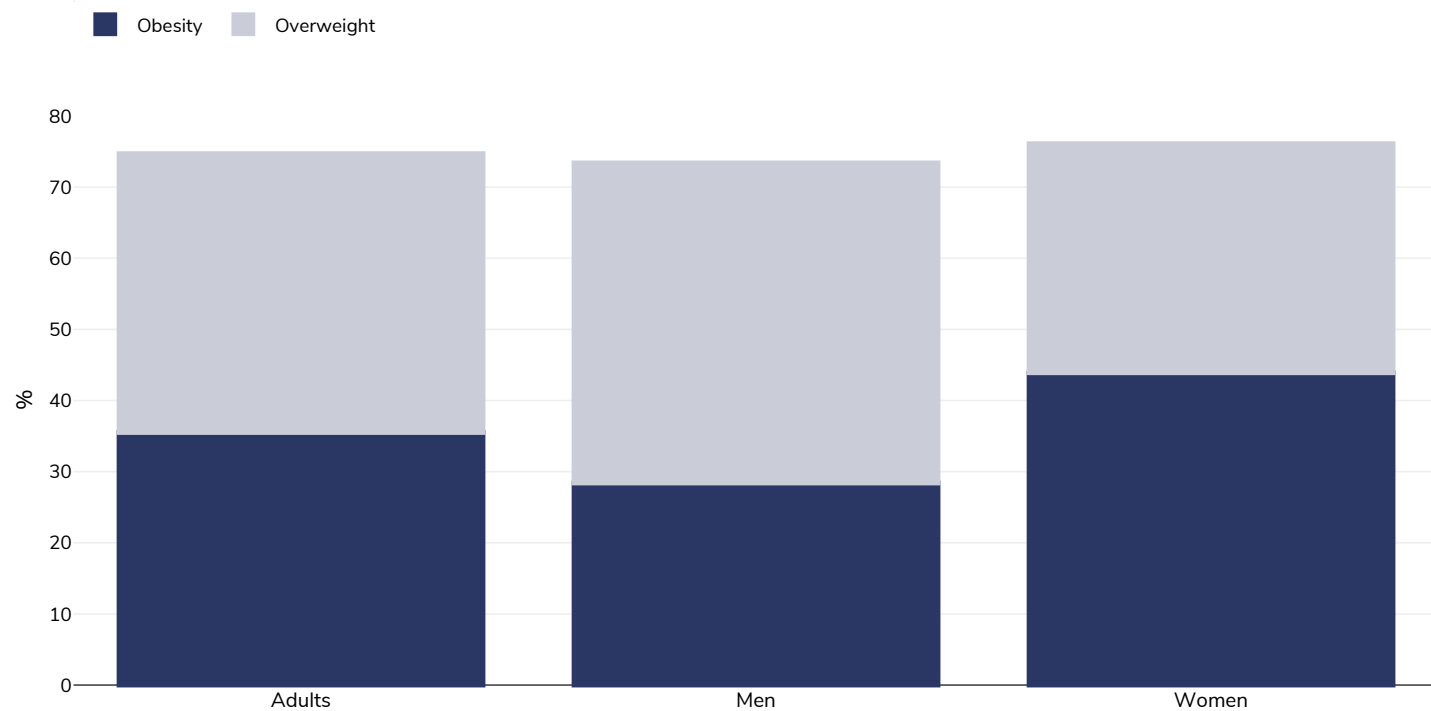
British Virgin Islands



Contents	Page
Obesity prevalence	2
Overweight/obesity by age	4
Insufficient physical activity	5
Average daily frequency of carbonated soft drink consumption	8
Prevalence of less than daily fruit consumption	9
Prevalence of less than daily vegetable consumption	10
Average weekly frequency of fast food consumption	11
Diabetes prevalence	12

Obesity prevalence

Adults, 2009



Survey type: Measured

Age: 25-64

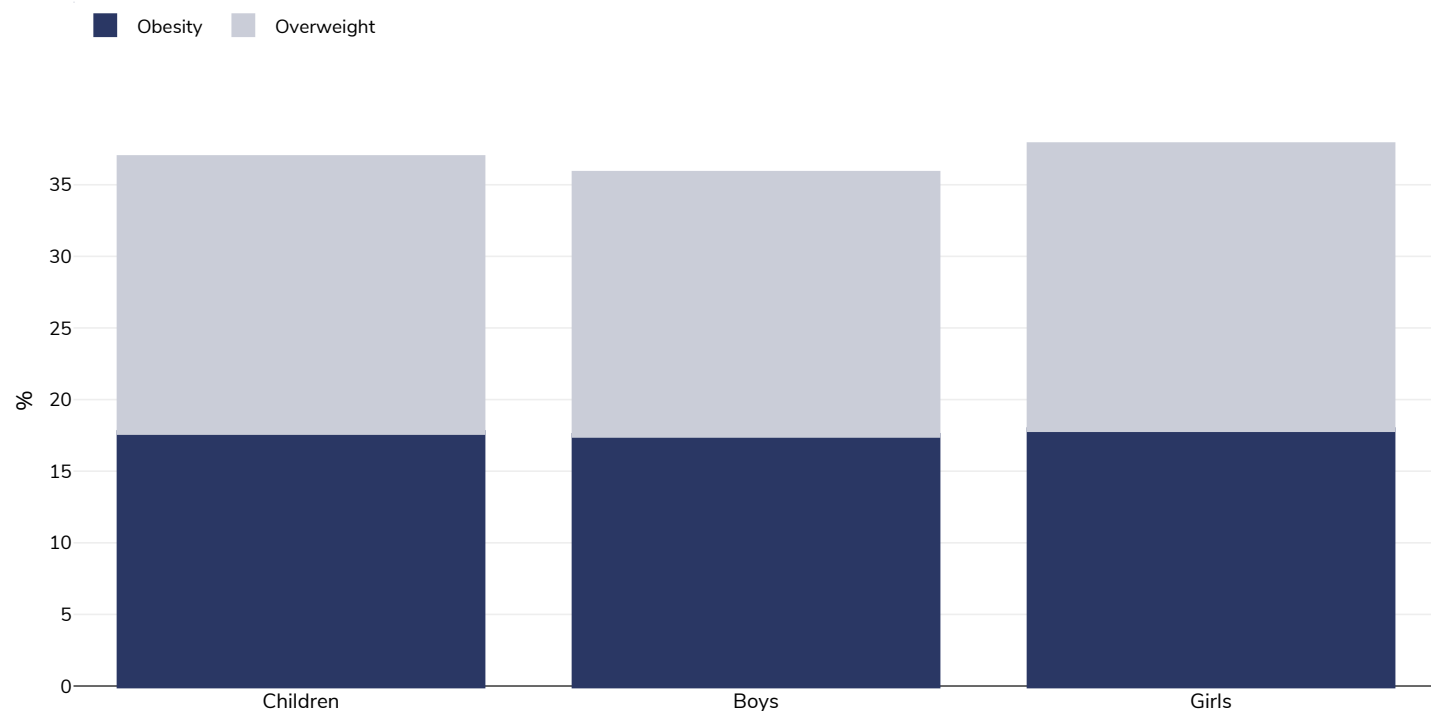
Sample size: 1078

Area covered: National

References: British Virgin Islands, STEPS 2009 Report (available at <https://extranet.who.int/ncdsmicrodata/index.php/catalog/613>, last accessed 09.10.20)

Unless otherwise noted, overweight refers to a BMI between 25kg and 29.9kg/m², obesity refers to a BMI greater than 30kg/m².

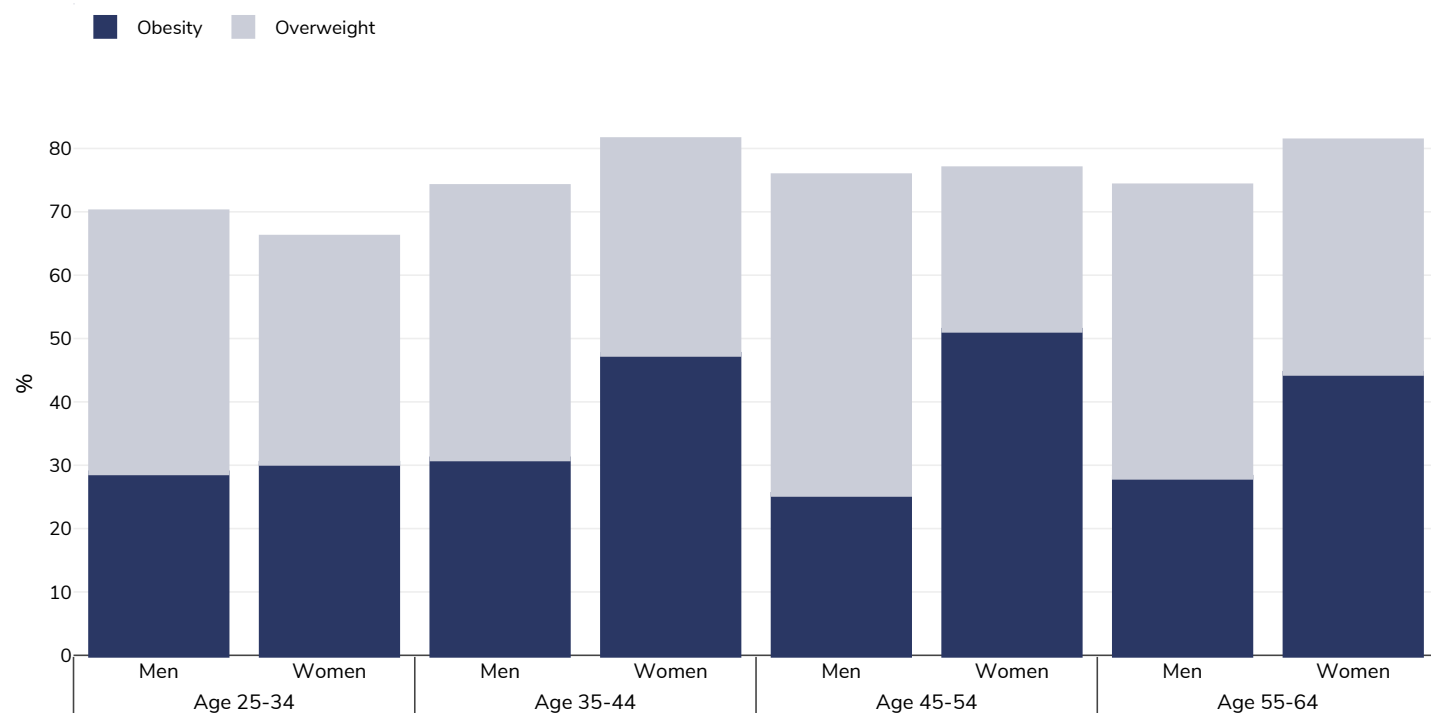
Children, 2009



Survey type:	Self-reported
Age:	13-15
Sample size:	1664
Area covered:	National
References:	British Virgin Islands - Fact Sheet. Global School based Student Health Survey https://extranet.who.int/ncdsmicrodata/index.php/catalog/92 (last accessed 09.10.20)
Notes:	Sample size includes all measured but only ages 13-15 reported in results.
Definitions:	>1 SD <2SD Overweight > 2 SD Obesity
Cutoffs:	Other

Overweight/obesity by age

Adults, 2009



Survey type: Measured

Sample size: 1078


Area covered: National

References: British Virgin Islands, STEPS 2009 Report (available at <https://extranet.who.int/ncdsmicrodata/index.php/catalog/613>, last accessed 09.10.20)

Unless otherwise noted, overweight refers to a BMI between 25kg and 29.9kg/m², obesity refers to a BMI greater than 30kg/m².


Insufficient physical activity

Adults, 2016




References: Guthold R, Stevens GA, Riley LM, Bull FC. Worldwide trends in insufficient physical activity from 2001 to 2016: a pooled analysis of 358 population-based surveys with 1.9 million participants. Lancet 2018 [http://dx.doi.org/10.1016/S2214-109X\(18\)30357-7](http://dx.doi.org/10.1016/S2214-109X(18)30357-7)

Men, 2016



References: Guthold R, Stevens GA, Riley LM, Bull FC. Worldwide trends in insufficient physical activity from 2001 to 2016: a pooled analysis of 358 population-based surveys with 1.9 million participants. Lancet 2018 [http://dx.doi.org/10.1016/S2214-109X\(18\)30357-7](http://dx.doi.org/10.1016/S2214-109X(18)30357-7)


Women, 2016



References: Guthold R, Stevens GA, Riley LM, Bull FC. Worldwide trends in insufficient physical activity from 2001 to 2016: a pooled analysis of 358 population-based surveys with 1.9 million participants. Lancet 2018 [http://dx.doi.org/10.1016/S2214-109X\(18\)30357-7](http://dx.doi.org/10.1016/S2214-109X(18)30357-7)

Average daily frequency of carbonated soft drink consumption

Children, 2009




Survey type: Measured

Age: 12-17

References: Beal et al. (2019). Global Patterns of Adolescent Fruit, Vegetable, Carbonated Soft Drink, and Fast-food consumption: A meta-analysis of global school-based student health surveys. Food and Nutrition Bulletin. <https://doi.org/10.1177/0379572119848287> sourced from Food Systems Dashboard <http://www.foodsystemsdashboard.org/food-system>

Prevalence of less than daily fruit consumption


Children, 2009



Survey type:	Measured
Age:	12-17
References:	Global School-based Student Health Surveys. Beal et al (2019). Global Patterns of Adolescent Fruit, Vegetable, Carbonated Soft Drink, and Fast-food consumption: A meta-analysis of global school-based student health surveys. Food and Nutrition Bulletin. https://doi.org/10.1177/0379572119848287 . Sourced from Food Systems Dashboard http://www.foodsystemsdashboard.org/food-system
Definitions:	Prevalence of less-than-daily fruit consumption (% less-than-daily fruit consumption)

Prevalence of less than daily vegetable consumption

Children, 2009



Survey type: Measured


Age: 12-17

References: Beal et al. (2019). Global Patterns of Adolescent Fruit, Vegetable, Carbonated Soft Drink, and Fast-food consumption: A meta-analysis of global school-based student health surveys. Food and Nutrition Bulletin. <https://doi.org/10.1177/0379572119848287> sourced from Food Systems Dashboard <http://www.foodsystemsdashboard.org/food-system>

Definitions: Prevalence of less-than-daily vegetable consumption (% less-than-daily vegetable consumption)

Average weekly frequency of fast food consumption

Children, 2009




Age: 12-17

References: Beal et al. (2019). Global Patterns of Adolescent Fruit, Vegetable, Carbonated Soft Drink, and Fast-food consumption: A meta-analysis of global school-based student health surveys. Food and Nutrition Bulletin. <https://doi.org/10.1177/0379572119848287> sourced from Food Systems Dashboard <http://www.foodsystemsdashboard.org/food-system>

Diabetes prevalence

Adults, 2021



Age:	20-79
Area covered:	National
References:	Reproduced with kind permission International Diabetes Federation. IDF Diabetes Atlas, 10th edn. Brussels, Belgium:International Diabetes Federation, 2021. http://www.diabetesatlas.org
Definitions:	Age-adjusted comparative prevalence of diabetes, %

PDF created on May 18, 2024