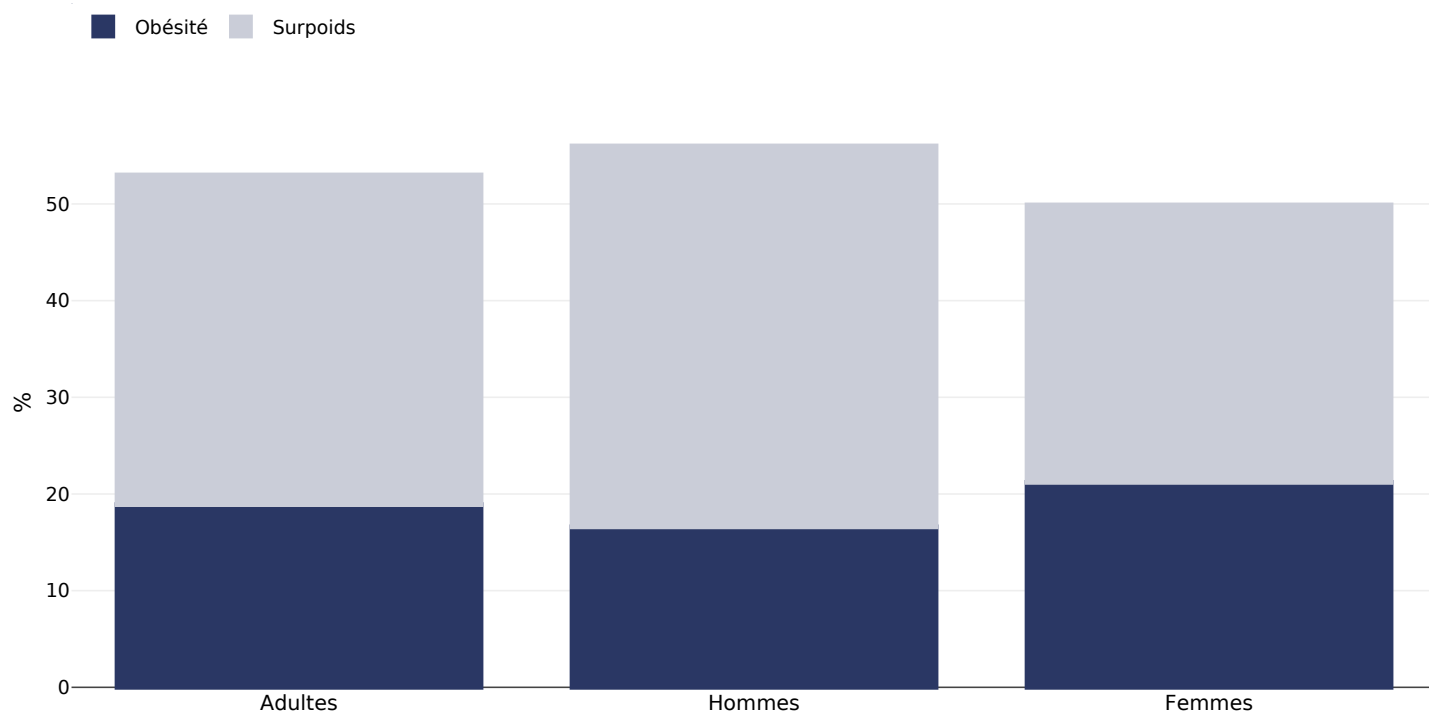


Report card Biélorussie



Prévalence de l'obésité

Adultes, 2020

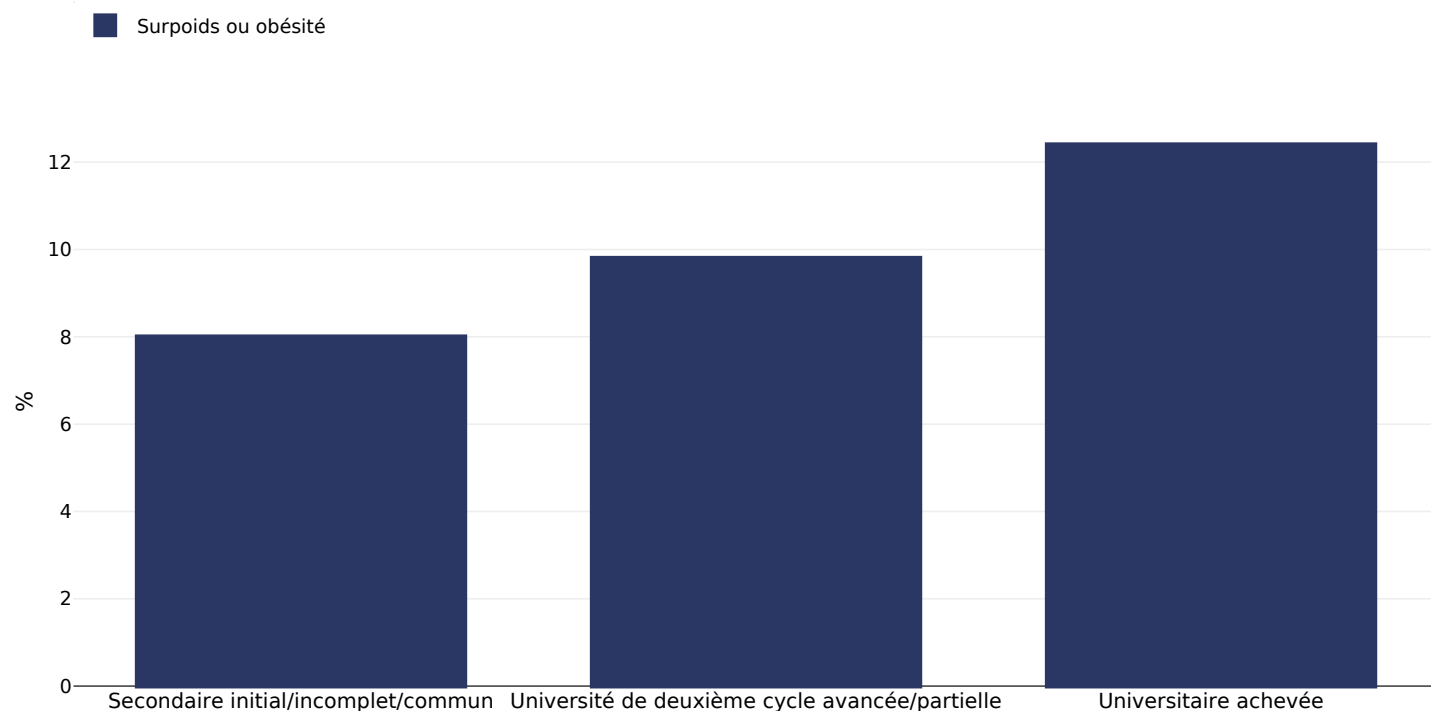


Type d'enquête:	Mesuré
Âge:	18-69
Taille de l'échantillon:	5385
Région couverte:	National
Références:	STEPS: Распространенность факторов риска неинфекционных заболеваний в Республике Беларусь, 2020 г. Копенгаген: Европейское региональное бюро ВОЗ; 2022 г. Лицензия: CC BY-NC-SA 3.0 IGO (Belarus 2020 STEPS Survey)

Sauf indication contraire, le surpoids fait référence à un IMC compris entre 25 kg et 29,9 kg/m², l'obésité fait référence à un IMC supérieur à 30 kg/m².

Surpoids/obésité selon le niveau de scolarité

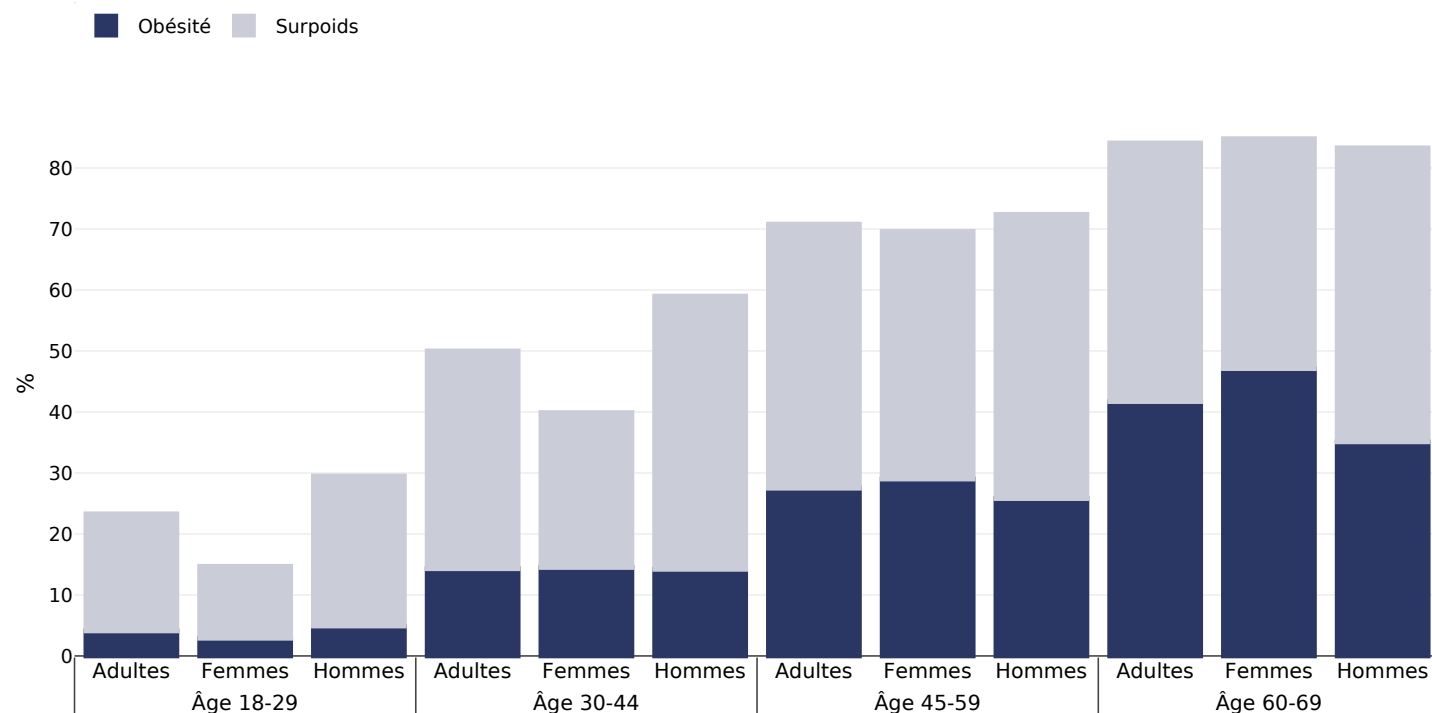
Enfants, 2002-2005



Type d'enquête:	Mesuré
Âge:	6
Taille de l'échantillon:	10870
Région couverte:	National
Références:	Patel R, Lawlor DA, Kramer MS, et al. Socio-economic position and adiposity among children and their parents in the Republic of Belarus. <i>The European Journal of Public Health</i> . 2011;21(2):158-165. doi:10.1093/eurpub/ckq041.
Notes:	Prevalence of overweight and obesity by maternal education. IOTF BMI cut-offs used
Cutoffs:	IOTF

Surpoids/obésité selon l'âge

Adultes, 2020



Type d'enquête: Mesuré

Taille de l'échantillon: 5385

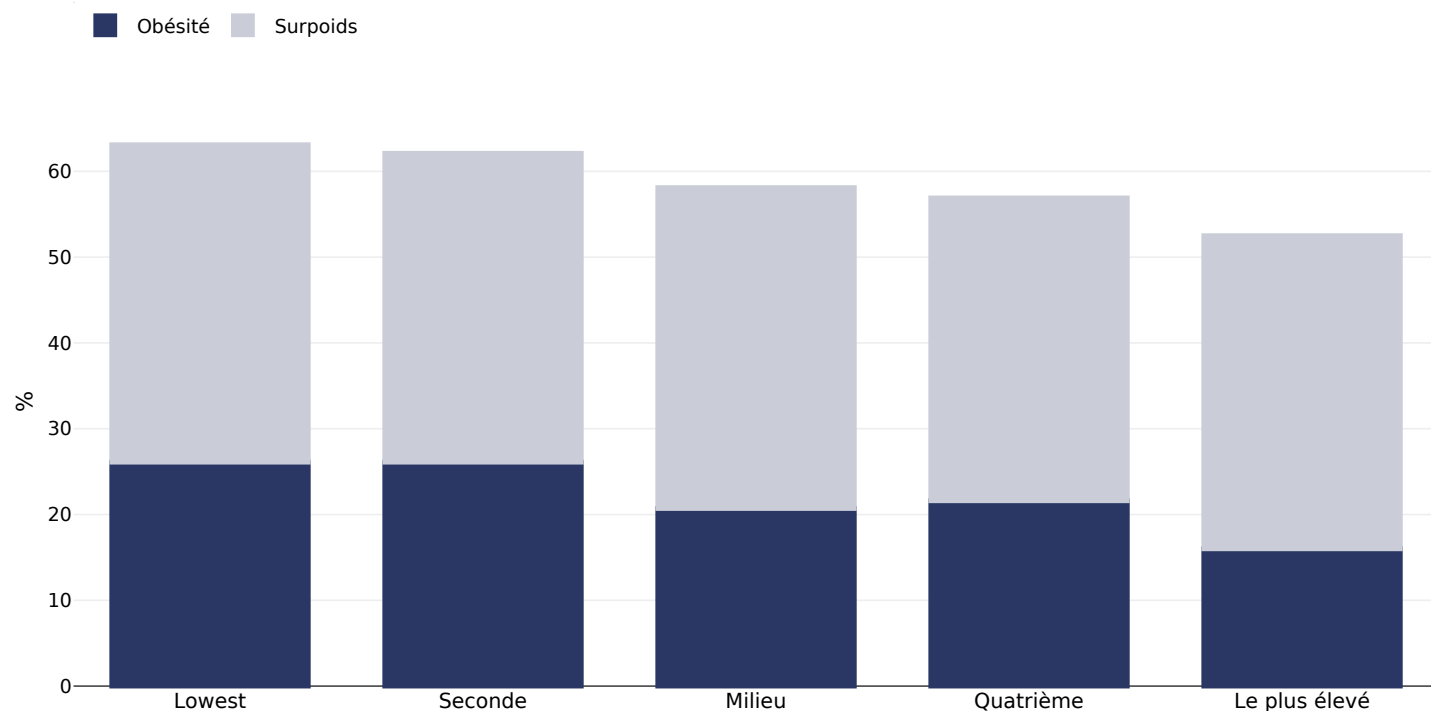
Région couverte: National

Références: STEPS: Распространенность факторов риска неинфекционных заболеваний в Республике Беларусь, 2020 г. Копенгаген: Европейское региональное бюро ВОЗ; 2022 г. Лицензия: CC BY-NC-SA 3.0 IGO (Belarus 2020 STEPS Survey)

Sauf indication contraire, le surpoids fait référence à un IMC compris entre 25 kg et 29,9 kg/m², l'obésité fait référence à un IMC supérieur à 30 kg/m².

Surpoids/obésité selon le groupe socio-économique

Hommes, 2001



Type d'enquête: Autodéclaré

Âge: 18+

Taille de l'échantillon: 2000

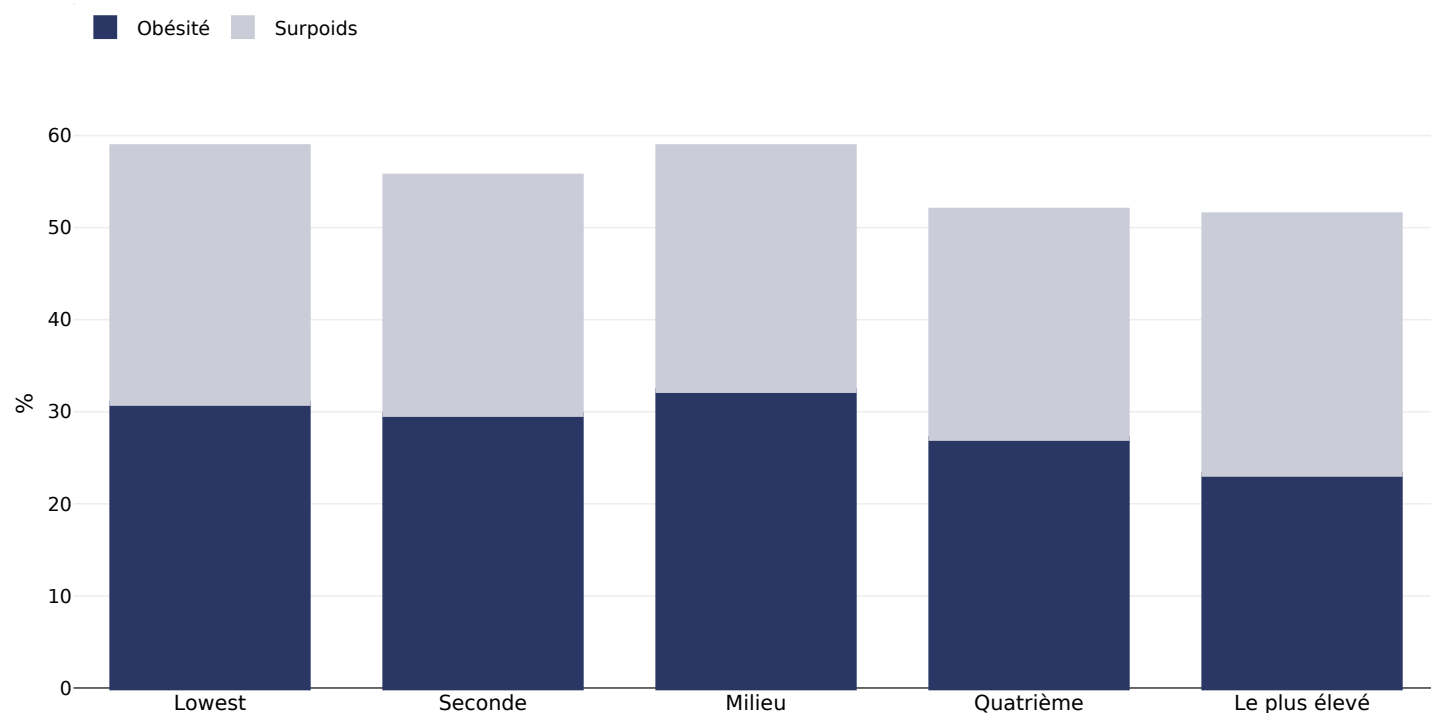
Région couverte: National

Références: Suhrcke M, Walters S, Mazzucco S, Pomerleau J, McKee M and Haerpfer CW. Socioeconomic differences in health, health behaviour and access to health care in Armenia, Belarus, Georgia, Kazakhstan, Kyrgyzstan, the Republic of Moldova, the Russian Federation and Ukraine. World Health Organisation 2008. http://www.un.am/up/library/Socio%20Economic%20Differences_eng.pdf (last accessed 19 April 2016)

Notes: Prevalence of overweight and obesity by asset quintiles. Socioeconomic quintiles are defined on the basis of assets and household characteristics, rather than income or consumption.

Sauf indication contraire, le surpoids fait référence à un IMC compris entre 25 kg et 29,9 kg/m², l'obésité fait référence à un IMC supérieur à 30 kg/m².

Femmes, 2001



Type d'enquête: Autodéclaré

Âge: 18+

Taille de l'échantillon: 2000

Région couverte: National

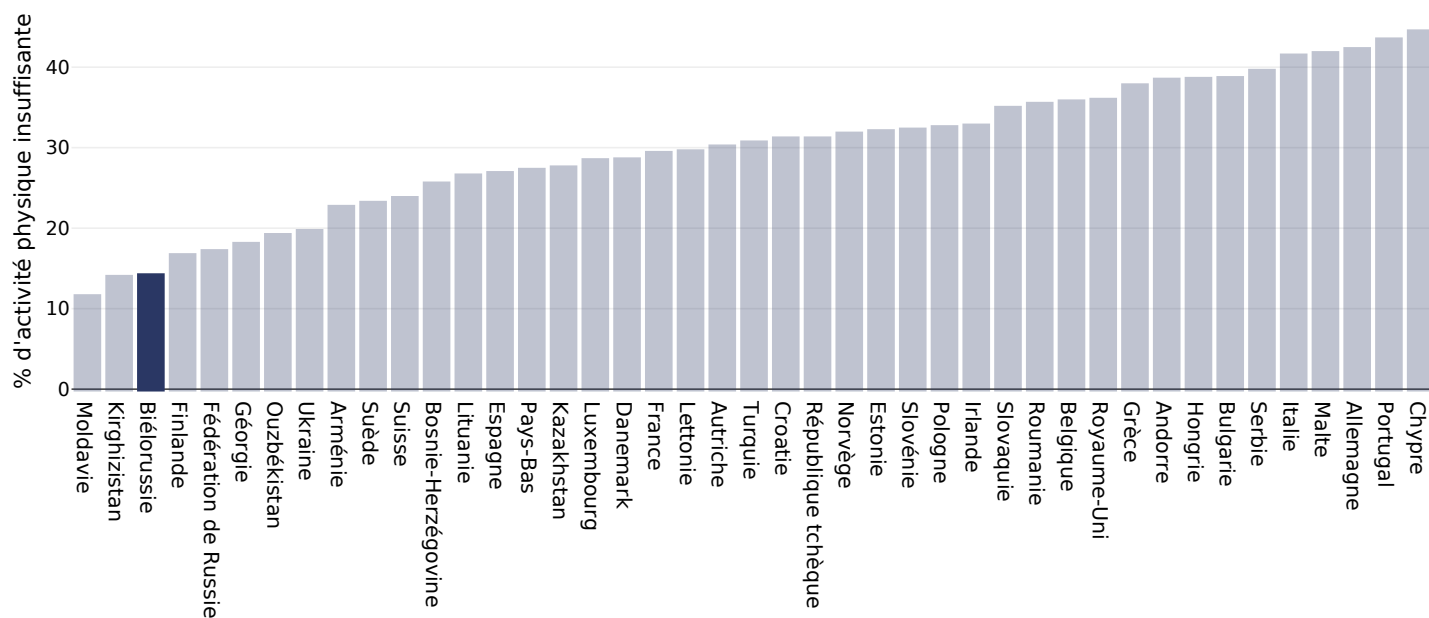
Références: Suhrcke M, Walters S, Mazzucco S, Pomerleau J, McKee M and Haerpfer CW. Socioeconomic differences in health, health behaviour and access to health care in Armenia, Belarus, Georgia, Kazakhstan, Kyrgyzstan, the Republic of Moldova, the Russian Federation and Ukraine. World Health Organisation 2008. http://www.un.am/up/library/Socio%20Economic%20Differences_eng.pdf (last accessed 19 April 2016)

Notes: Prevalence of overweight and obesity by asset quintiles. Socioeconomic quintiles are defined on the basis of assets and household characteristics, rather than income or consumption.

Sauf indication contraire, le surpoids fait référence à un IMC compris entre 25 kg et 29,9 kg/m², l'obésité fait référence à un IMC supérieur à 30 kg/m².

% d'activité physique insuffisante

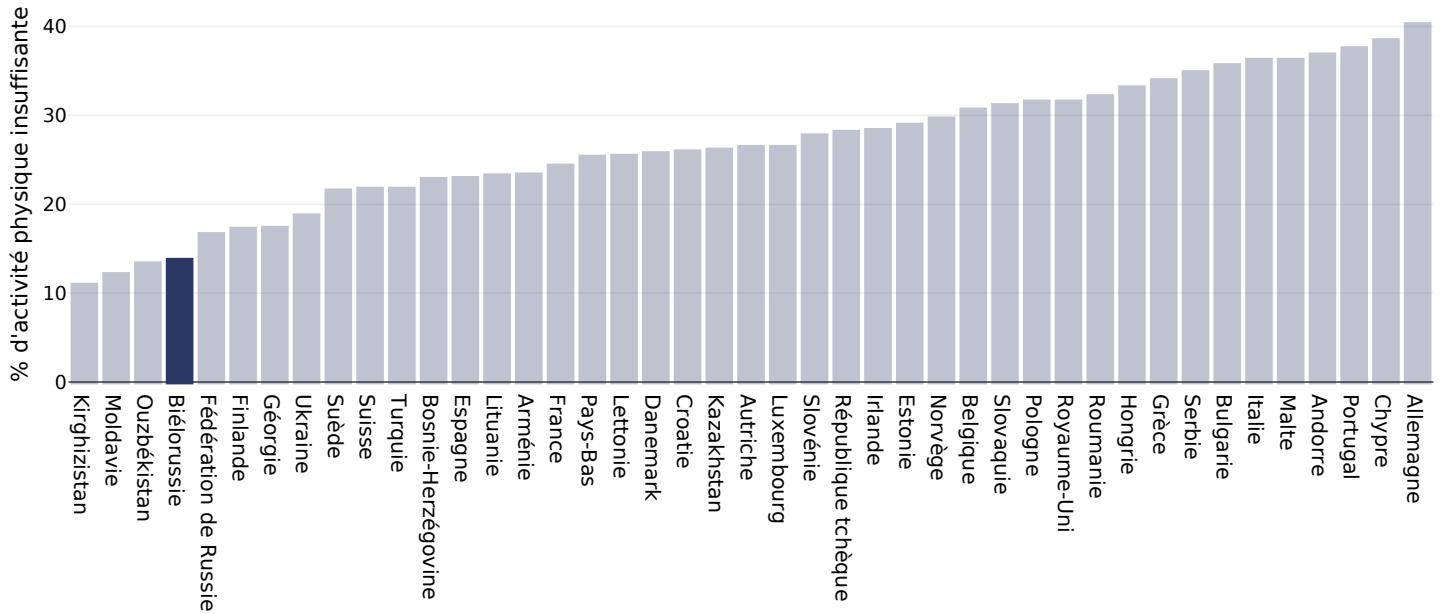
Adultes, 2016



Références:

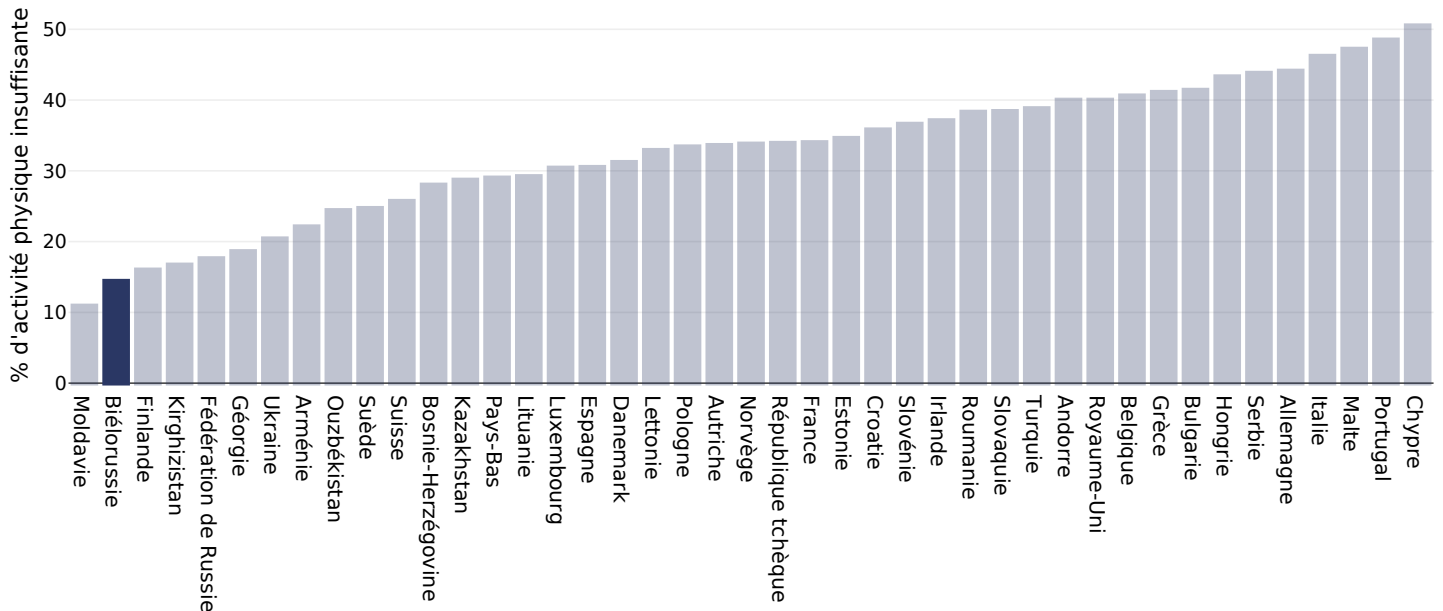
Guthold R, Stevens GA, Riley LM, Bull FC. Worldwide trends in insufficient physical activity from 2001 to 2016: a pooled analysis of 358 population-based surveys with 1.9 million participants. Lancet 2018 [http://dx.doi.org/10.1016/S2214-109X\(18\)30357-7](http://dx.doi.org/10.1016/S2214-109X(18)30357-7)

Hommes, 2016



Références: Guthold R, Stevens GA, Riley LM, Bull FC. Worldwide trends in insufficient physical activity from 2001 to 2016: a pooled analysis of 358 population-based surveys with 1.9 million participants. Lancet 2018 [http://dx.doi.org/10.1016/S2214-109X\(18\)30357-7](http://dx.doi.org/10.1016/S2214-109X(18)30357-7)

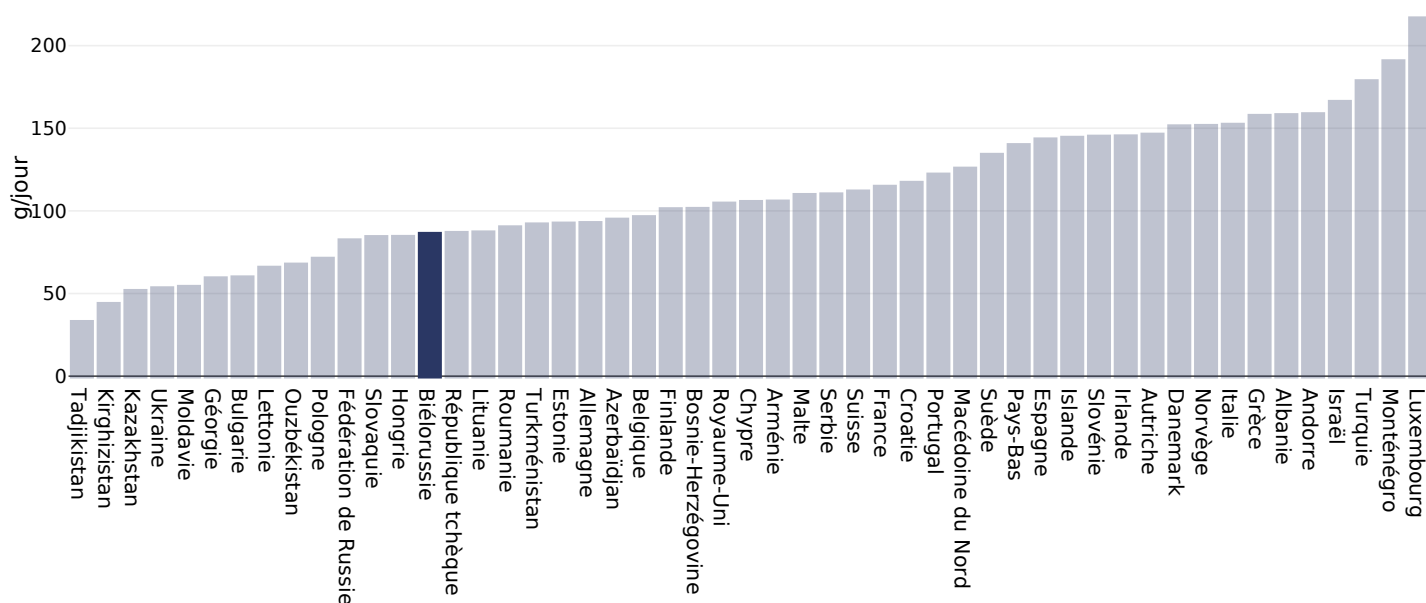
Femmes, 2016



Références: Guthold R, Stevens GA, Riley LM, Bull FC. Worldwide trends in insufficient physical activity from 2001 to 2016: a pooled analysis of 358 population-based surveys with 1.9 million participants. Lancet 2018 [http://dx.doi.org/10.1016/S2214-109X\(18\)30357-7](http://dx.doi.org/10.1016/S2214-109X(18)30357-7)

Estimated per capita fruit intake

Adultes, 2017



Type d'enquête:

Mesuré

Âge:

25+

Références:

Global Burden of Disease, the Institute for Health Metrics and Evaluation

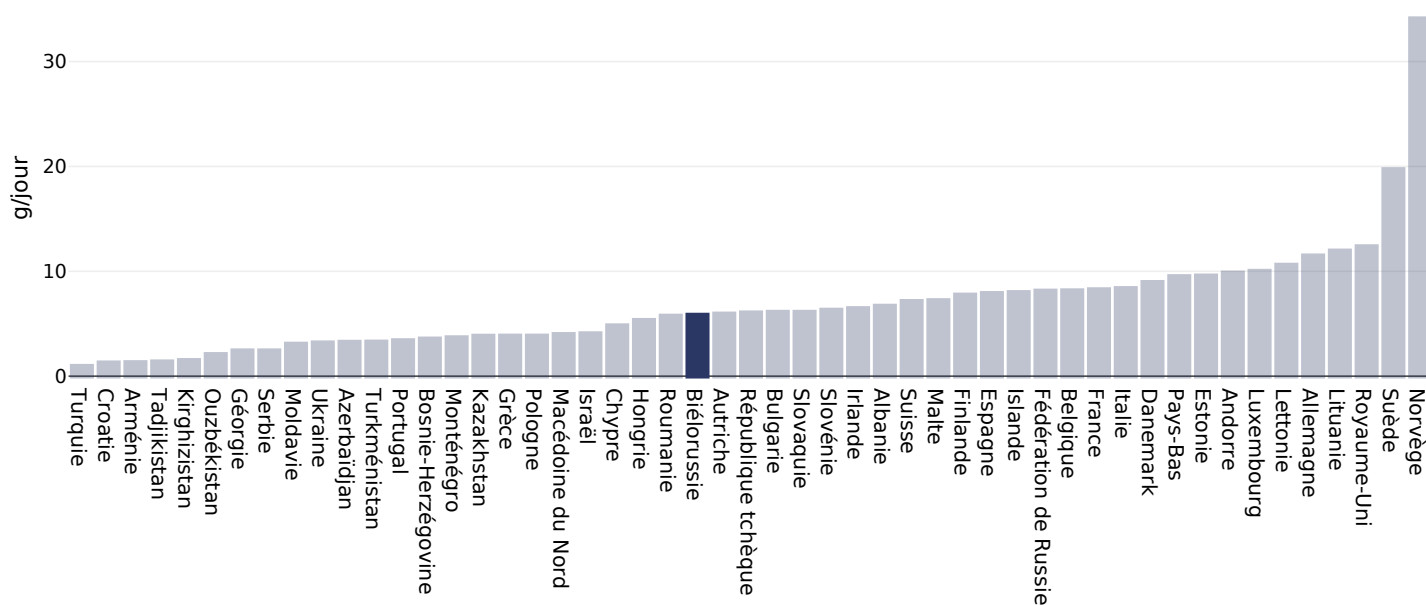
<http://ghdx.healthdata.org/>

Définitions (uniquement disponible en anglais):

Estimated per-capita fruit intake (g/day)

Consommation estimée de viande transformée par habitant

Adultes, 2017



Type d'enquête:

Mesuré

Âge:

25+

Références:

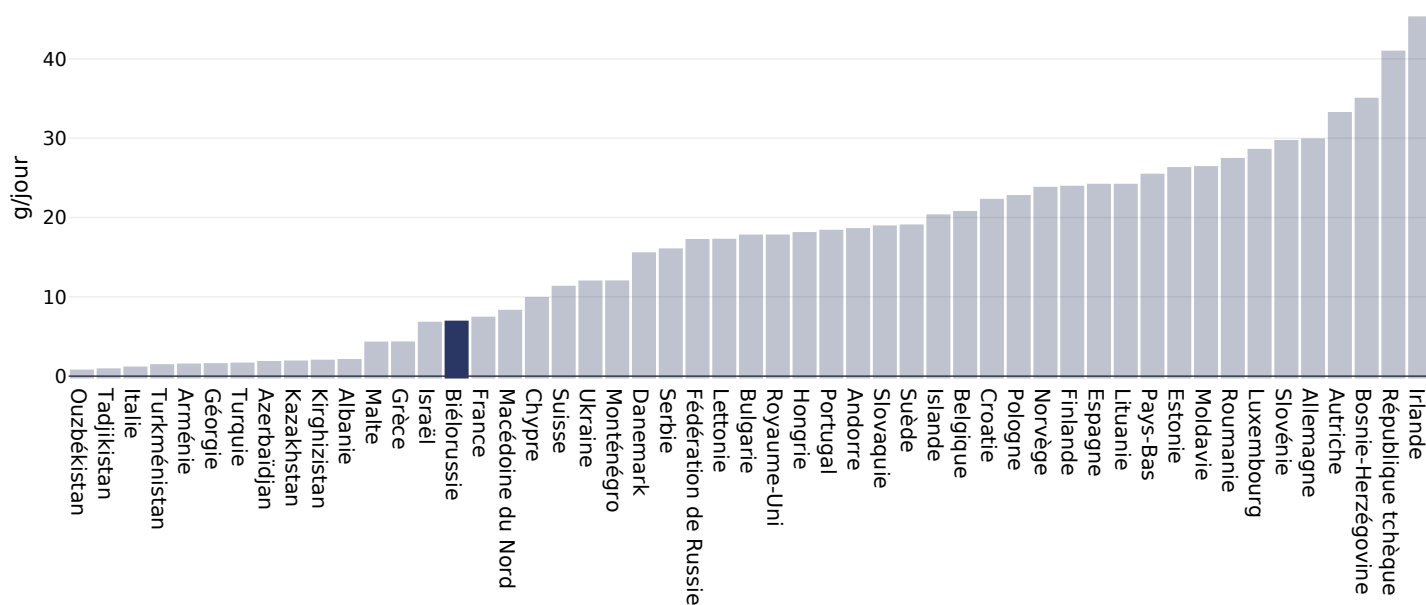
Global Burden of Disease, the Institute for Health Metrics and Evaluation
<http://ghdx.healthdata.org/>

Définitions (uniquement disponible en anglais):

Estimated per-capita processed meat intake (g per day)

Estimated per capita whole grains intake

Adultes, 2017



Type d'enquête: Mesuré

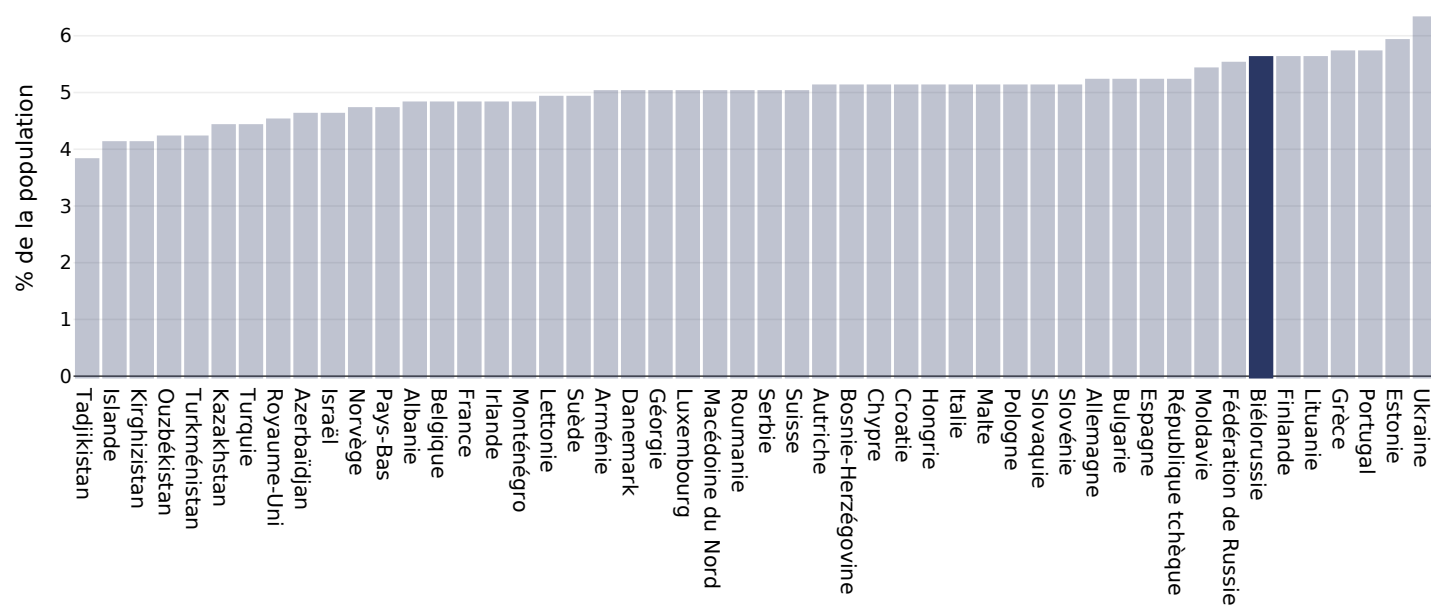
Âge: 25+

Références: Global Burden of Disease, the Institute for Health Metrics and Evaluation
<http://ghdx.healthdata.org/>

Définitions (uniquement disponible en anglais): Estimated per-capita whole grains intake (g/day)

Santé mentale - troubles dépressifs

Adultes, 2015



Références:

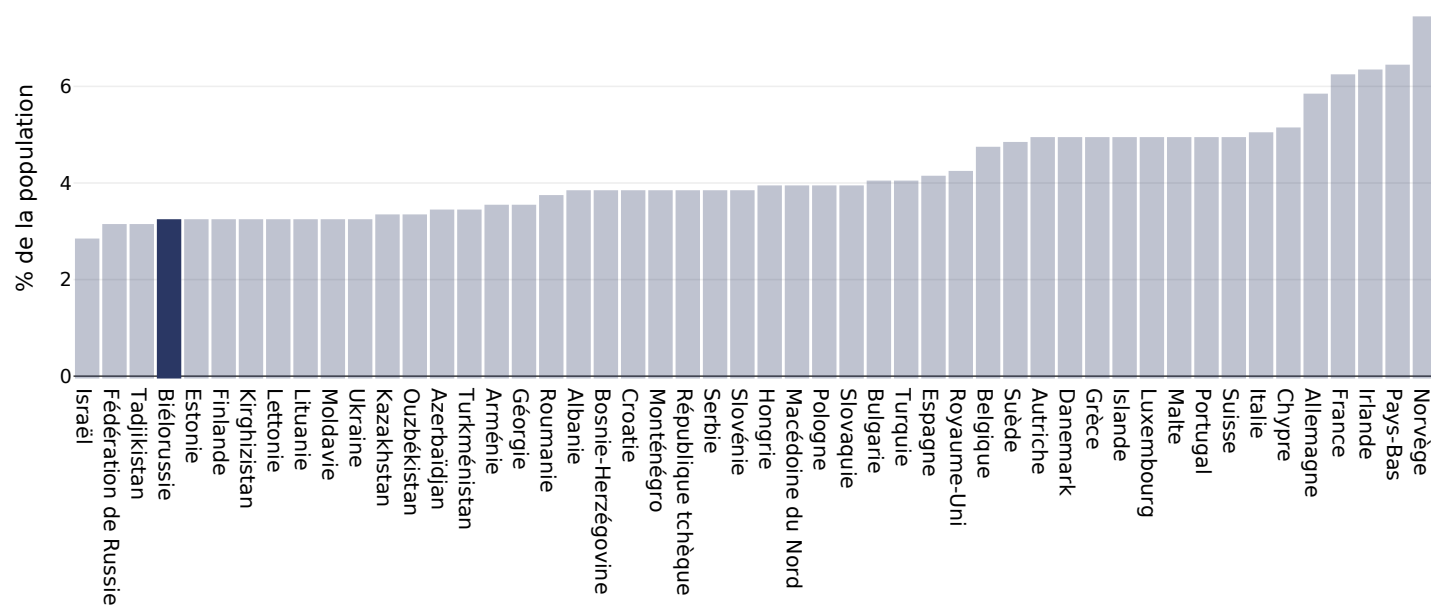
Prevalence data from Global Burden of Disease study 2015 (<http://ghdx.healthdata.org>) published in: Depression and Other Common Mental Disorders: Global Health Estimates. Geneva:World Health Organization; 2017. Licence: CC BY-NC-SA 3.0 IGO.

Définitions (uniquement disponible en anglais):

% of population with depression disorders

Santé mentale - troubles anxieux

Adultes, 2015



Références:

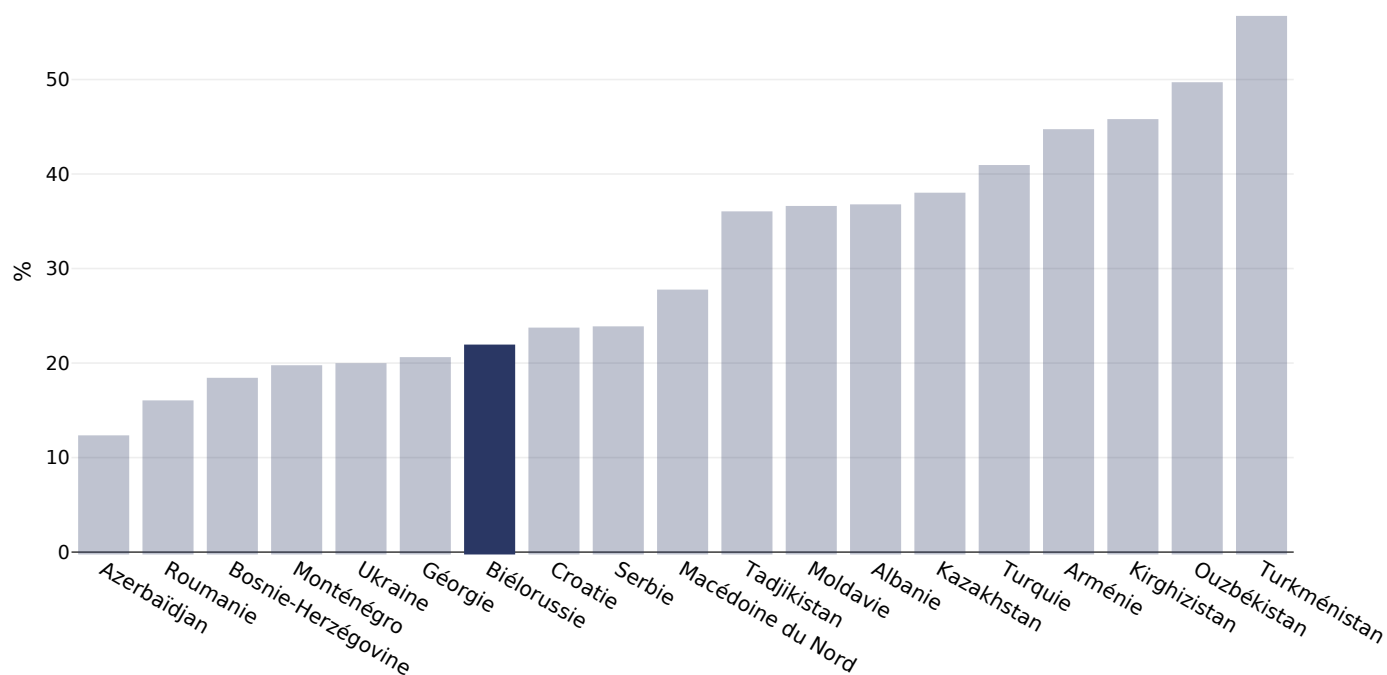
Prevalence data from Global Burden of Disease study 2015 (<http://ghdx.healthdata.org>) published in: Depression and Other Common Mental Disorders: Global Health Estimates. Geneva:World Health Organization; 2017. Licence: CC BY-NC-SA 3.0 IGO.

Définitions (uniquement disponible en anglais):

% of population with anxiety disorders

% de nourrissons âgés de 0 à 5 mois nourris exclusivement avec du lait maternel

Enfants, 1996-2019



Région couverte:

National

Références:

2019 Belarus Multiple Indicator Cluster Survey, Survey Findings Report. Republic of Belarus, Minsk: National Statistical Committee of the Republic of Belarus and United Nations Children's Fund (UNICEF).

Notes:

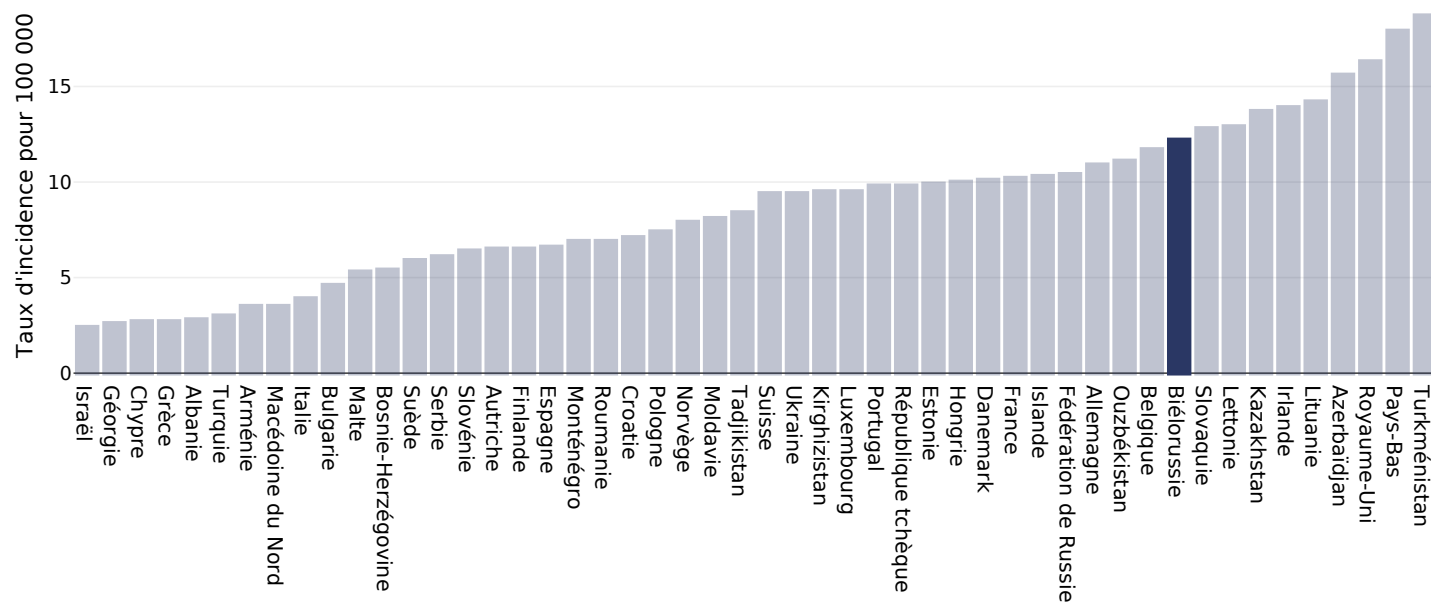
See UNICEF website for further survey information. Available at : <https://data.unicef.org/resources/dataset/infant-young-child-feeding/> (last accessed 28.9.21) Citation: United Nations Children's Fund, Division of Data, Analysis, Planning and Monitoring (2021). Global UNICEF Global Databases: Infant and Young Child Feeding: Exclusive breastfeeding, New York, September 2021.

Définitions (uniquement disponible en anglais):

% exclusively breastfed 0-5 months

Cancer de l'œsophage

Hommes, 2020



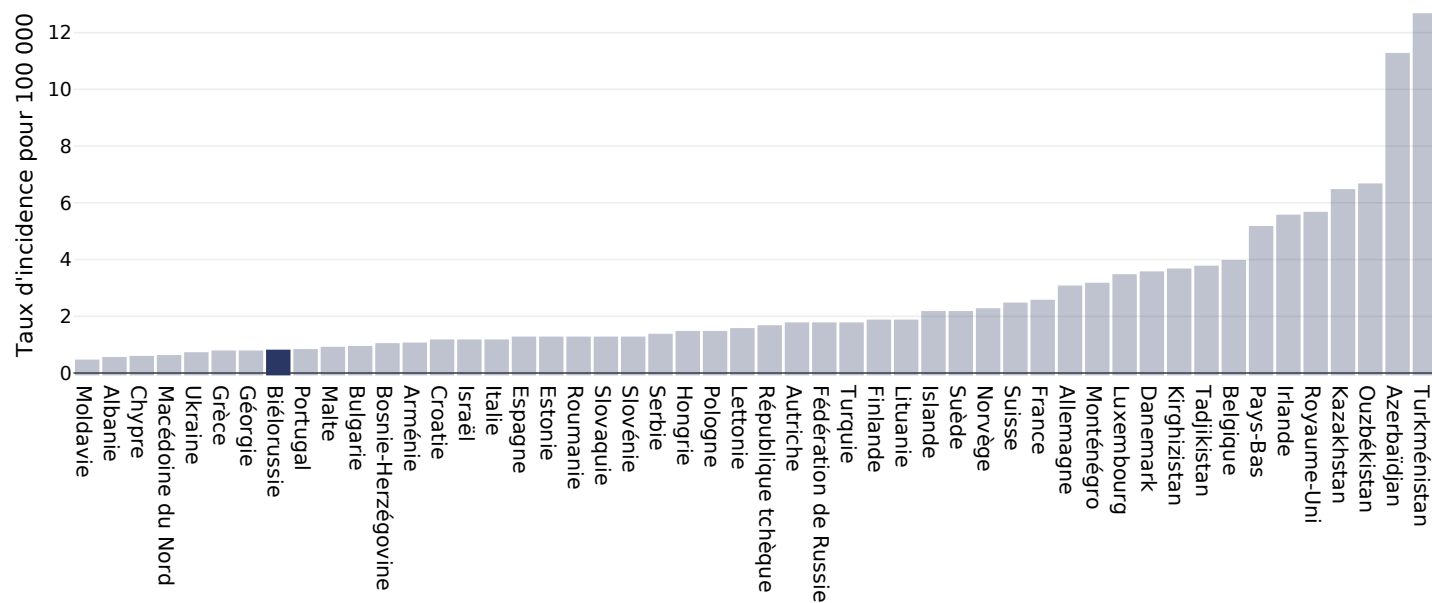
Âge: 20+

Région couverte: National

Références: Ferlay J, Ervik M, Lam F, Colombet M, Mery L, Piñeros M, Znaor A, Soerjomataram I, Bray F (2020). Global Cancer Observatory: Cancer Today. Lyon, France: International Agency for Research on Cancer. Available from: <https://gco.iarc.fr/today>, accessed 10.01.2049

Définitions (uniquement disponible en anglais): Age-standardized incidence rates per 100 000

Femmes, 2020



Âge: 20+

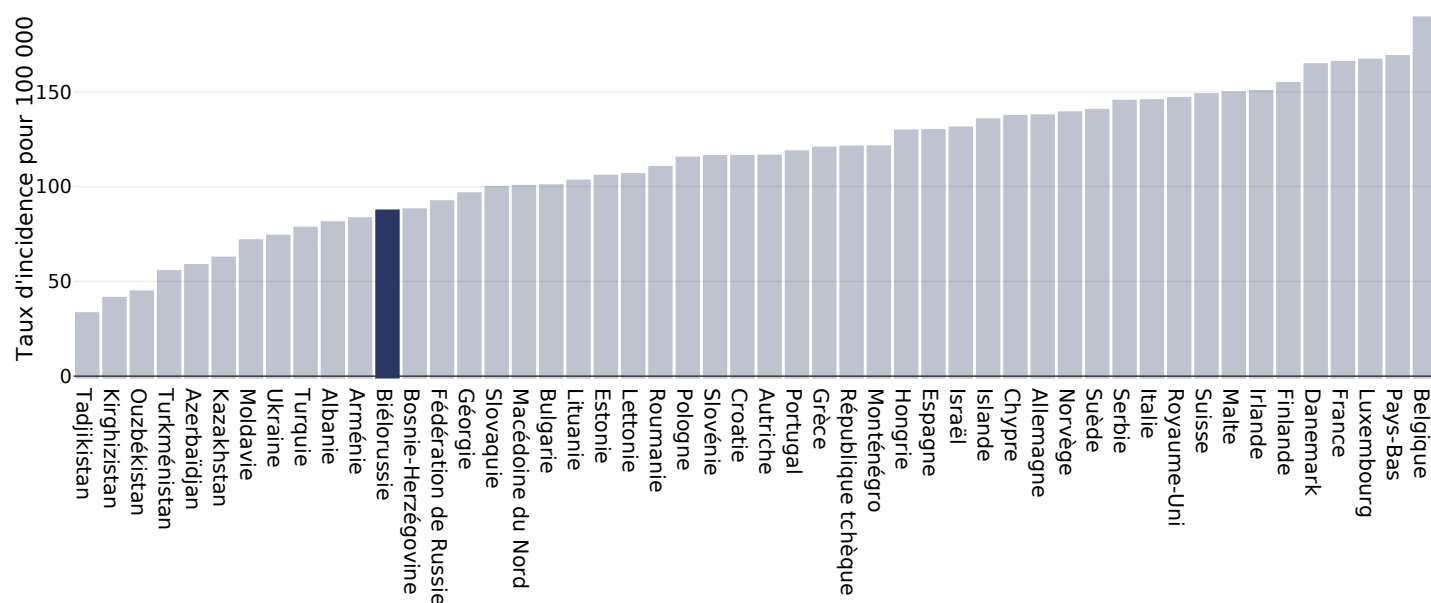
Région couverte: National

Références: Ferlay J, Ervik M, Lam F, Colombet M, Mery L, Piñeros M, Znaor A, Soerjomataram I, Bray F (2020). Global Cancer Observatory: Cancer Today. Lyon, France: International Agency for Research on Cancer. Available from: <https://gco.iarc.fr/today>, accessed 10.01.2049

Définitions (uniquement disponible en anglais): Age-standardized incidence rates per 100 000

Cancer du sein

Femmes, 2020



Âge: 20+

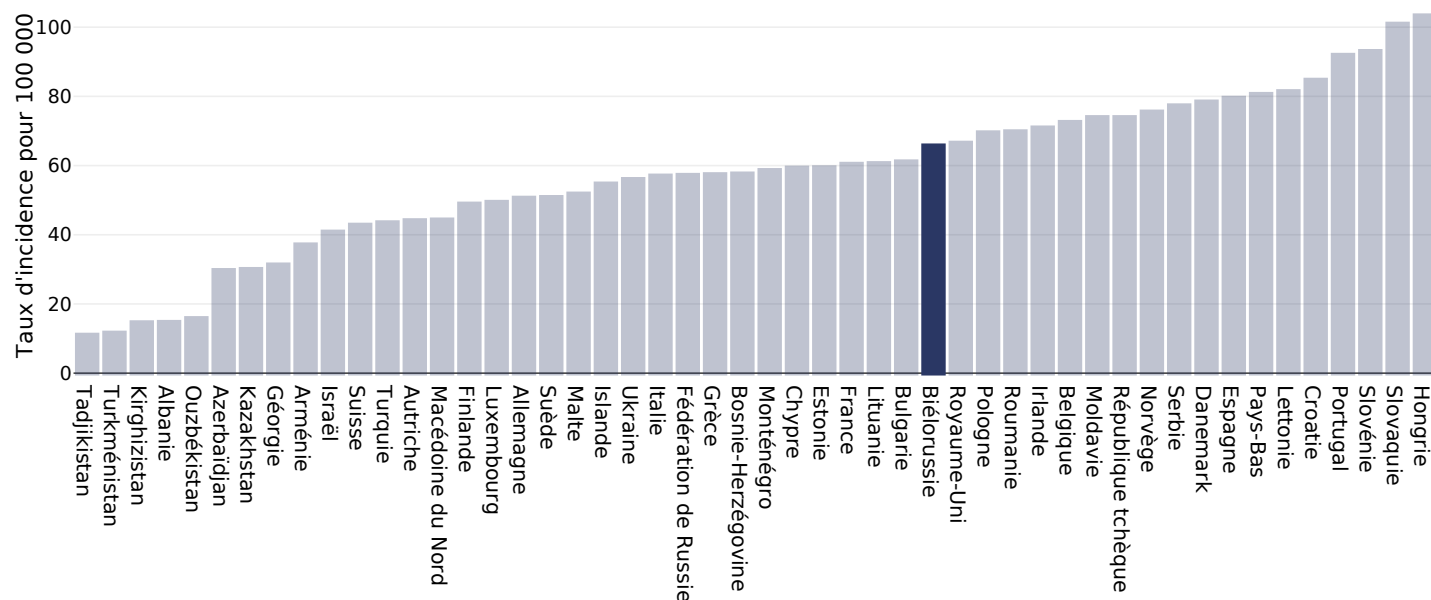
Région couverte: National

Références: Ferlay J, Ervik M, Lam F, Colombet M, Mery L, Piñeros M, Znaor A, Soerjomataram I, Bray F (2020). Global Cancer Observatory: Cancer Today. Lyon, France: International Agency for Research on Cancer. Available from: <https://gco.iarc.fr/today>, accessed 10.01.2049

Définitions (uniquement disponible en anglais): Age-standardized incidence rates per 100 000

Cancer colorectal

Hommes, 2020



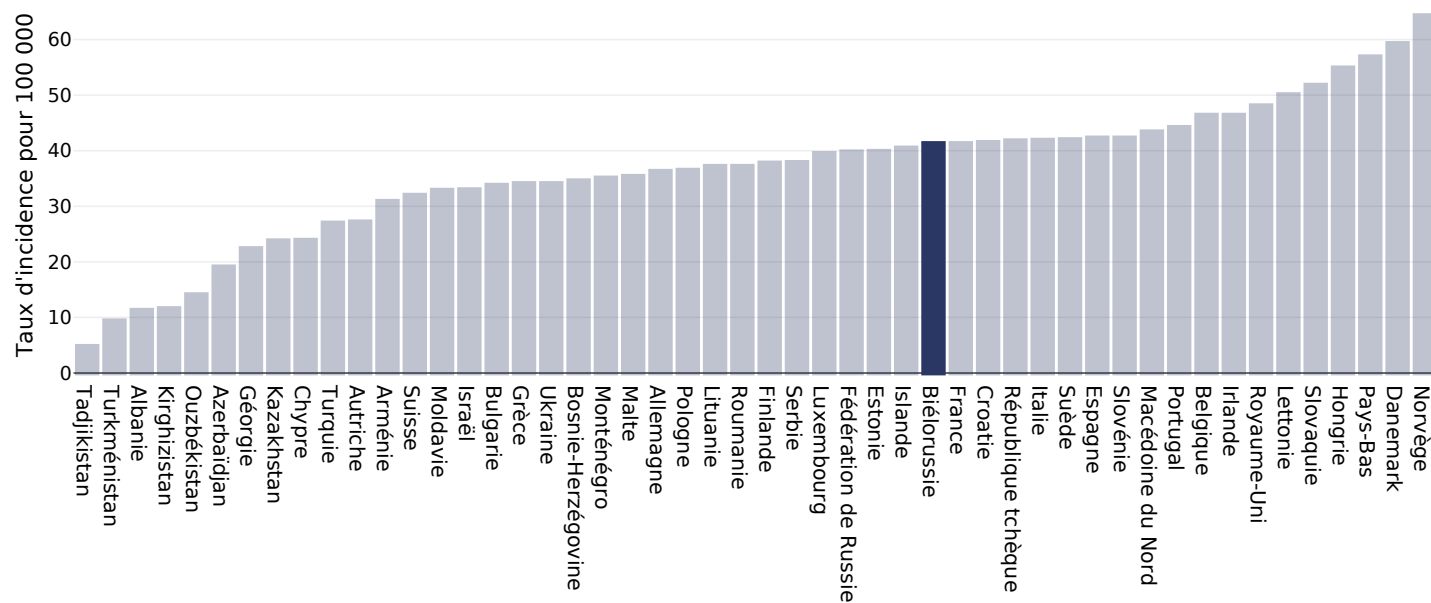
Âge: 20+

Région couverte: National

Références: Ferlay J, Ervik M, Lam F, Colombet M, Mery L, Piñeros M, Znaor A, Soerjomataram I, Bray F (2020). Global Cancer Observatory: Cancer Today. Lyon, France: International Agency for Research on Cancer. Available from: <https://gco.iarc.fr/today>, accessed 10.01.2049

Définitions (uniquement disponible en anglais): Age-standardized incidence rates per 100 000

Femmes, 2020



Âge: 20+

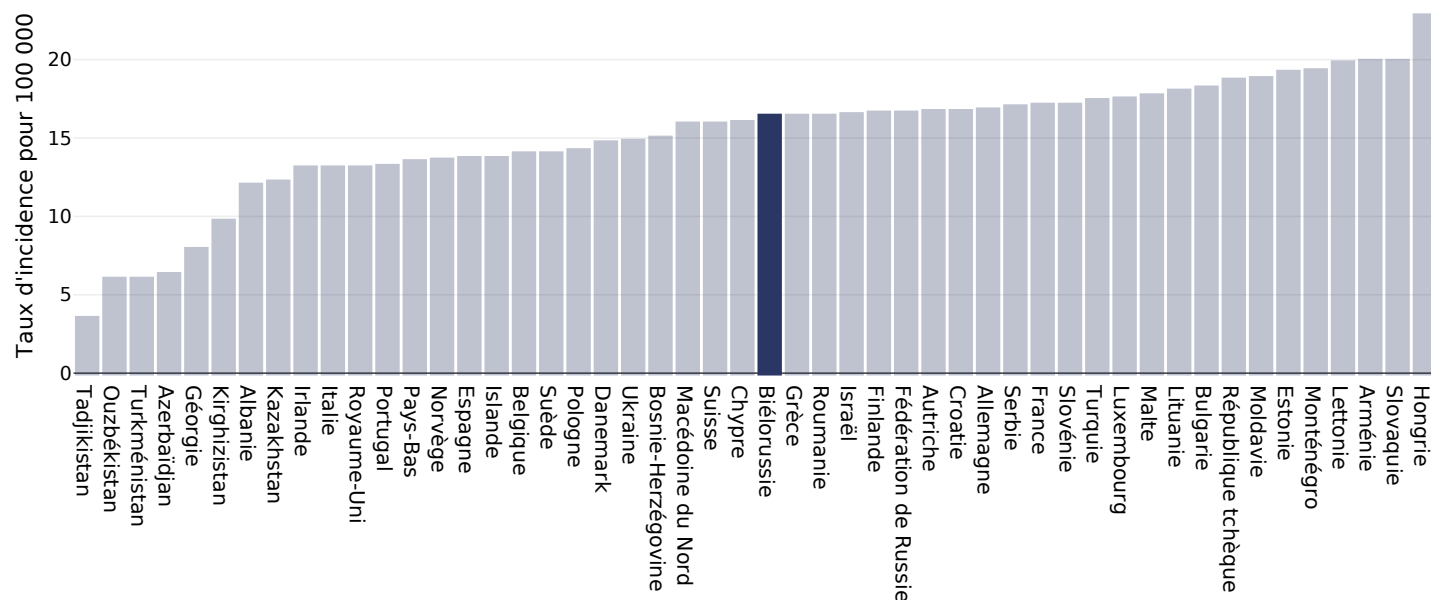
Région couverte: National

Références: Ferlay J, Ervik M, Lam F, Colombet M, Mery L, Piñeros M, Znaor A, Soerjomataram I, Bray F (2020). Global Cancer Observatory: Cancer Today. Lyon, France: International Agency for Research on Cancer. Available from: <https://gco.iarc.fr/today>, accessed 10.01.2049

Définitions (uniquement disponible en anglais): Age-standardized incidence rates per 100 000

Cancer du pancréas

Hommes, 2020



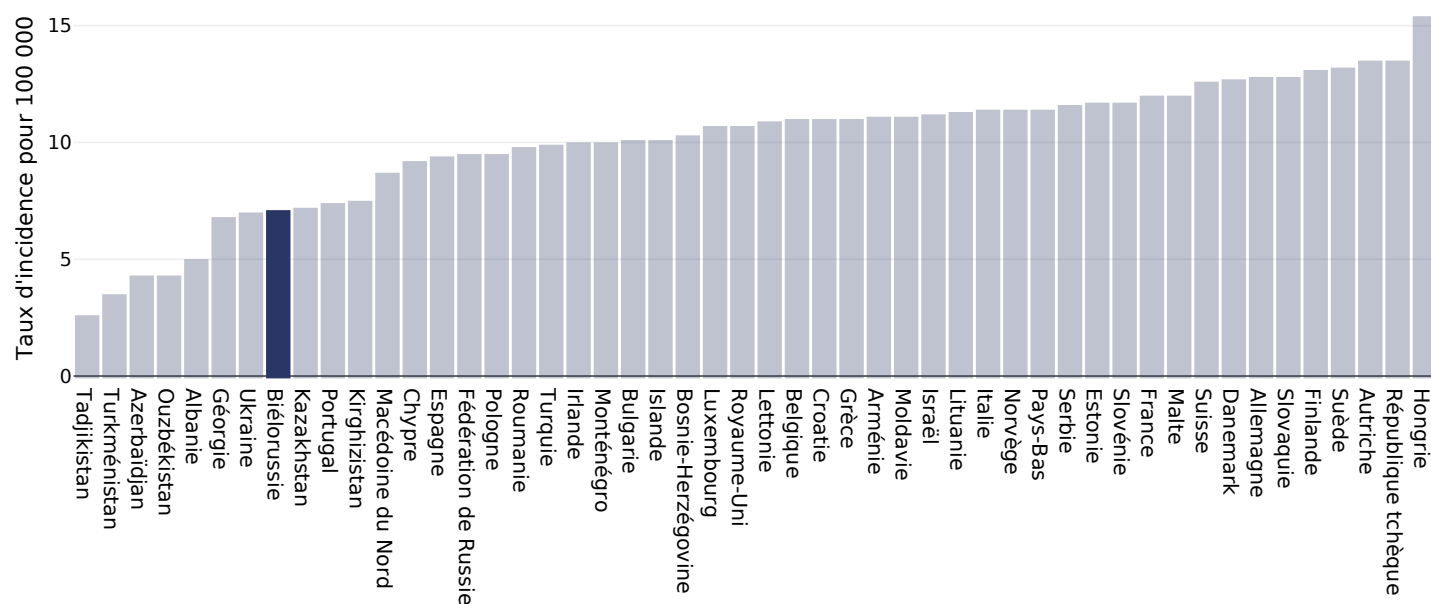
Âge: 20+

Région couverte: National

Références: Ferlay J, Ervik M, Lam F, Colombet M, Mery L, Piñeros M, Znaor A, Soerjomataram I, Bray F (2020). Global Cancer Observatory: Cancer Today. Lyon, France: International Agency for Research on Cancer. Available from: <https://gco.iarc.fr/today>, accessed 10.01.2049

Définitions (uniquement disponible en anglais): Age-standardized incidence rates per 100 000

Femmes, 2020



Âge: 20+

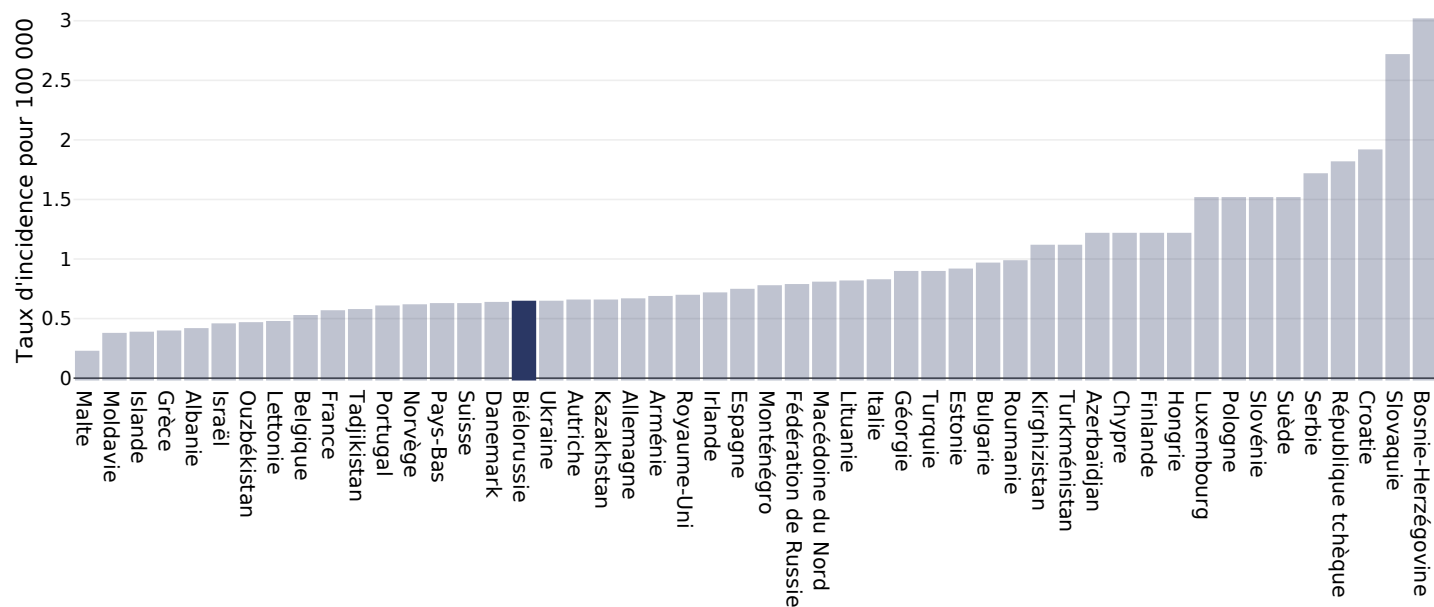
Région couverte: National

Références: Ferlay J, Ervik M, Lam F, Colombet M, Mery L, Piñeros M, Znaor A, Soerjomataram I, Bray F (2020). Global Cancer Observatory: Cancer Today. Lyon, France: International Agency for Research on Cancer. Available from: <https://gco.iarc.fr/today>, accessed 10.01.2049

Définitions (uniquement disponible en anglais): Age-standardized incidence rates per 100 000

Cancer de la vésicule biliaire

Hommes, 2020



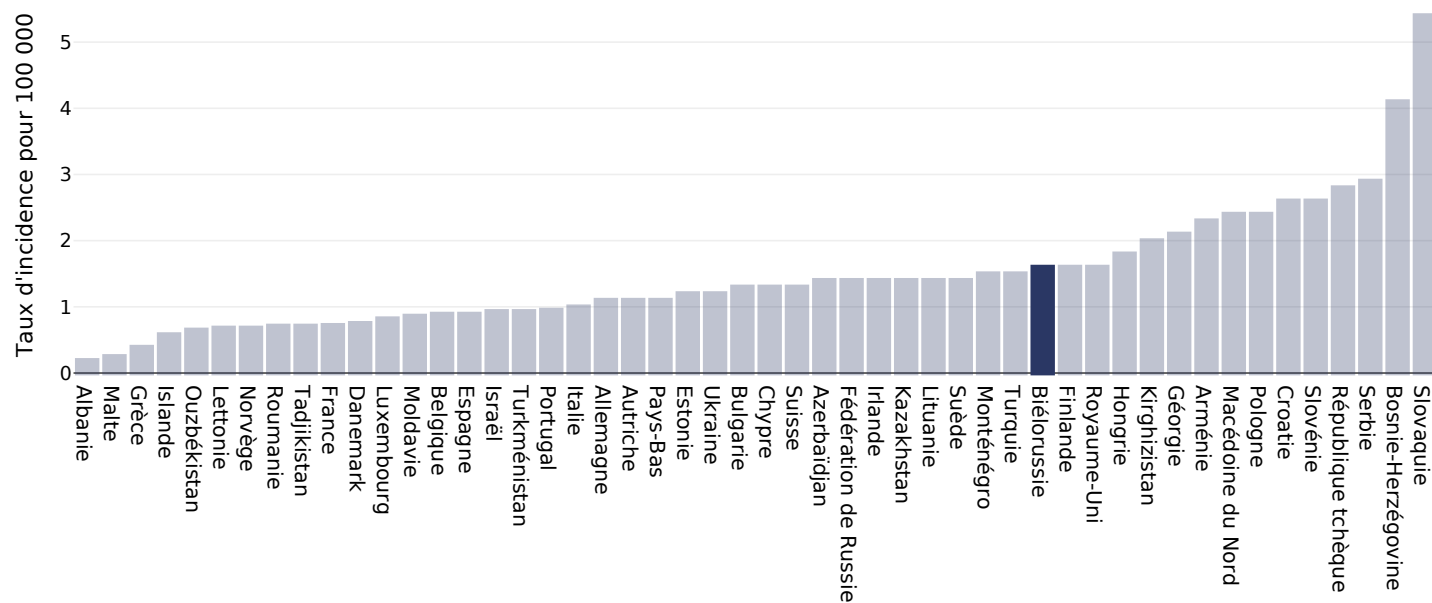
Âge: 20+

Région couverte: National

Références: Ferlay J, Ervik M, Lam F, Colombet M, Mery L, Piñeros M, Znaor A, Soerjomataram I, Bray F (2020). Global Cancer Observatory: Cancer Today. Lyon, France: International Agency for Research on Cancer. Available from: <https://gco.iarc.fr/today>, accessed 10.01.2049

Définitions (uniquement disponible en anglais): Age-standardized incidence rates per 100 000

Femmes, 2020



Âge: 20+

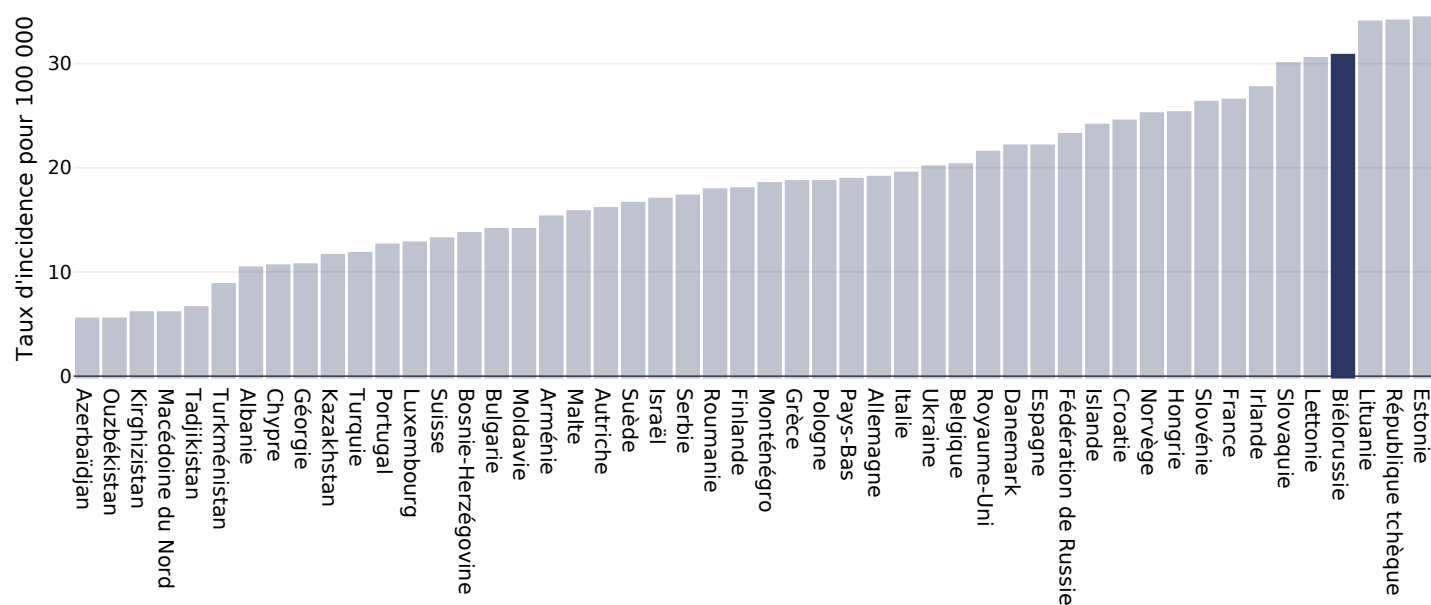
Région couverte: National

Références: Ferlay J, Ervik M, Lam F, Colombet M, Mery L, Piñeros M, Znaor A, Soerjomataram I, Bray F (2020). Global Cancer Observatory: Cancer Today. Lyon, France: International Agency for Research on Cancer. Available from: <https://gco.iarc.fr/today>, accessed 10.01.2049

Définitions (uniquement disponible en anglais): Age-standardized incidence rates per 100 000

Cancer des reins

Hommes, 2020



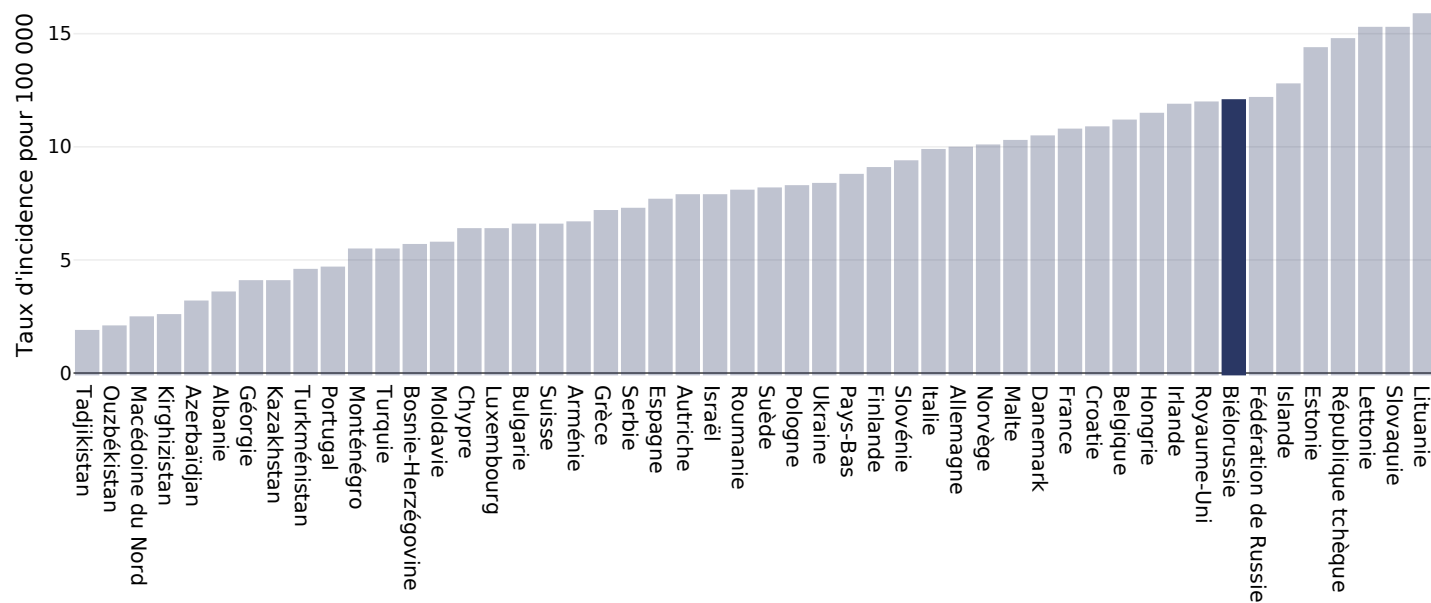
Âge: 20+

Région couverte: National

Références: Ferlay J, Ervik M, Lam F, Colombet M, Mery L, Piñeros M, Znaor A, Soerjomataram I, Bray F (2020). Global Cancer Observatory: Cancer Today. Lyon, France: International Agency for Research on Cancer. Available from: <https://gco.iarc.fr/today>, accessed 10.01.2049

Définitions (uniquement disponible en anglais): Age-standardized incidence rates per 100 000

Femmes, 2020



Âge: 20+

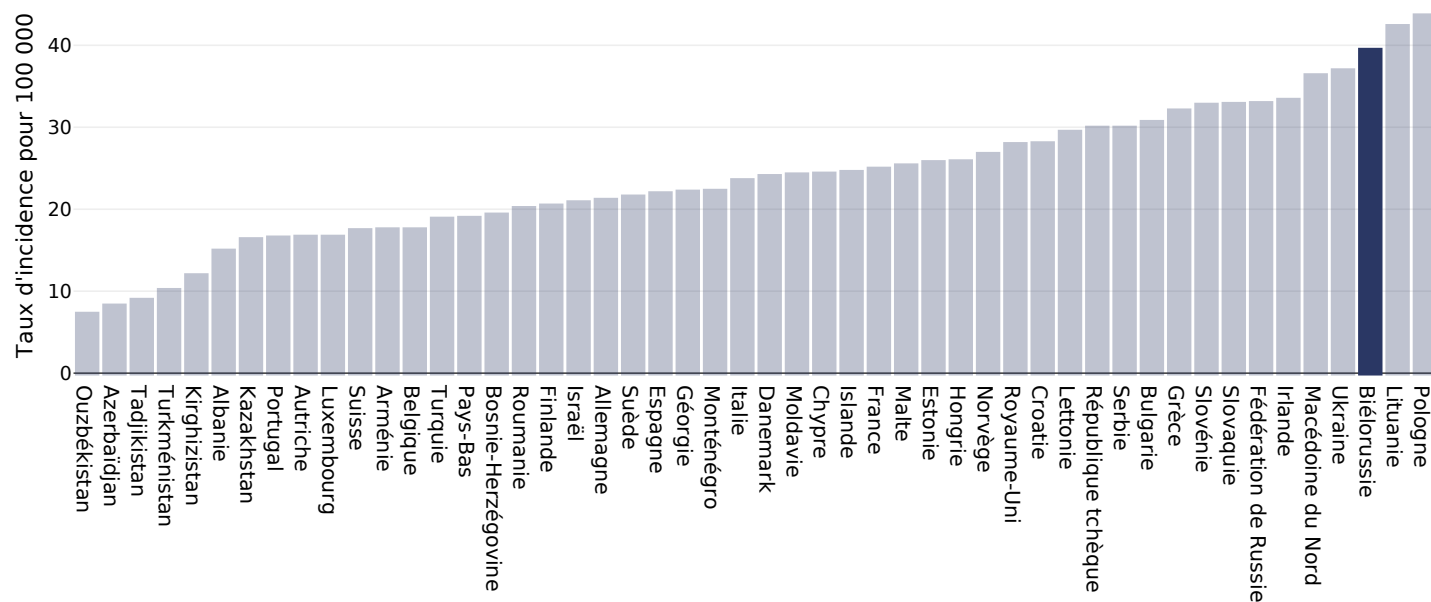
Région couverte: National

Références: Ferlay J, Ervik M, Lam F, Colombet M, Mery L, Piñeros M, Znaor A, Soerjomataram I, Bray F (2020). Global Cancer Observatory: Cancer Today. Lyon, France: International Agency for Research on Cancer. Available from: <https://gco.iarc.fr/today>, accessed 10.01.2049

Définitions (uniquement disponible en anglais): Age-standardized incidence rates per 100 000

Cancer de l'utérus

Femmes, 2020



Âge: 20+

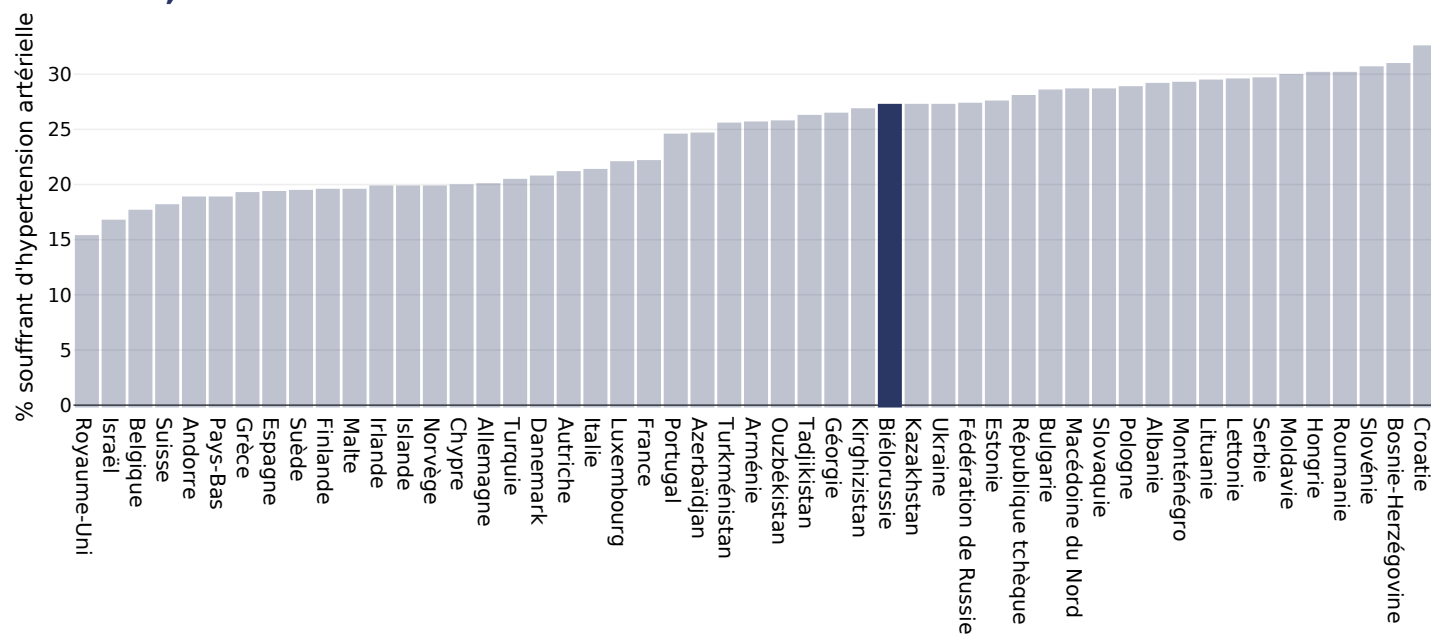
Région couverte: National

Références: Ferlay J, Ervik M, Lam F, Colombet M, Mery L, Piñeros M, Znaor A, Soerjomataram I, Bray F (2020). Global Cancer Observatory: Cancer Today. Lyon, France: International Agency for Research on Cancer. Available from: <https://gco.iarc.fr/today>, accessed 10.01.2049

Définitions (uniquement disponible en anglais): Age-standardized incidence rates per 100 000

Hypertension

Adultes, 2015



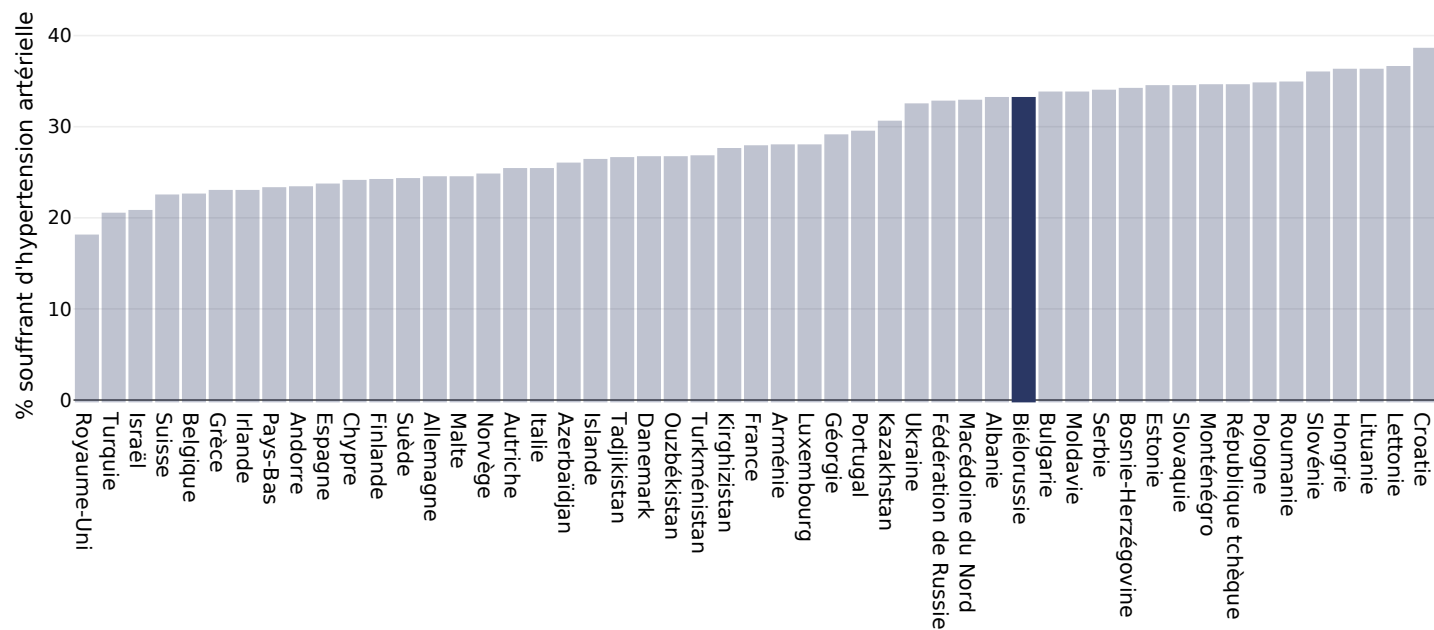
Références:

Global Health Observatory data repository, World Health Organisation,
<http://apps.who.int/gho/data/node.main.A875?lang=en>

Définitions (uniquement disponible en anglais):

Age Standardised estimated % Raised blood pressure 2015 (SBP>=140 OR DBP>=90).

Hommes, 2015



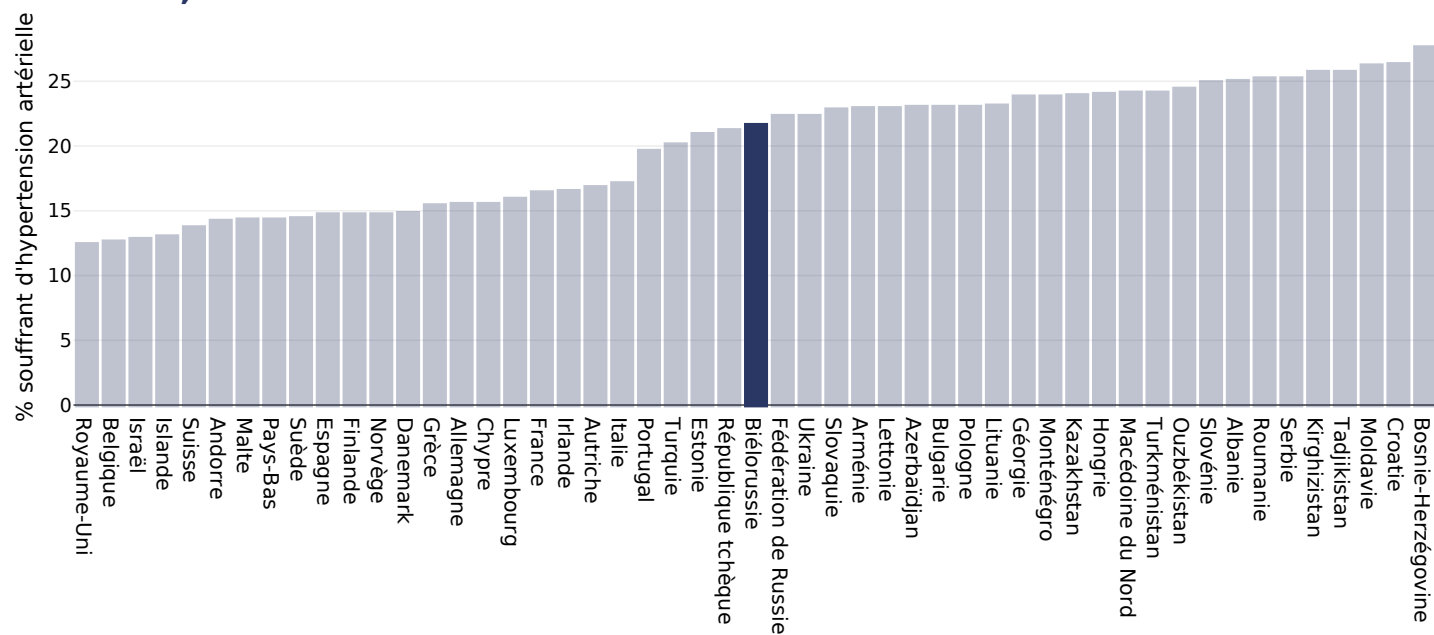
Références:

Global Health Observatory data repository, World Health Organisation,
<http://apps.who.int/gho/data/node.main.A875?lang=en>

Définitions (uniquement disponible en anglais):

Age Standardised estimated % Raised blood pressure 2015 (SBP>=140 OR DBP>=90).

Femmes, 2015



Références:

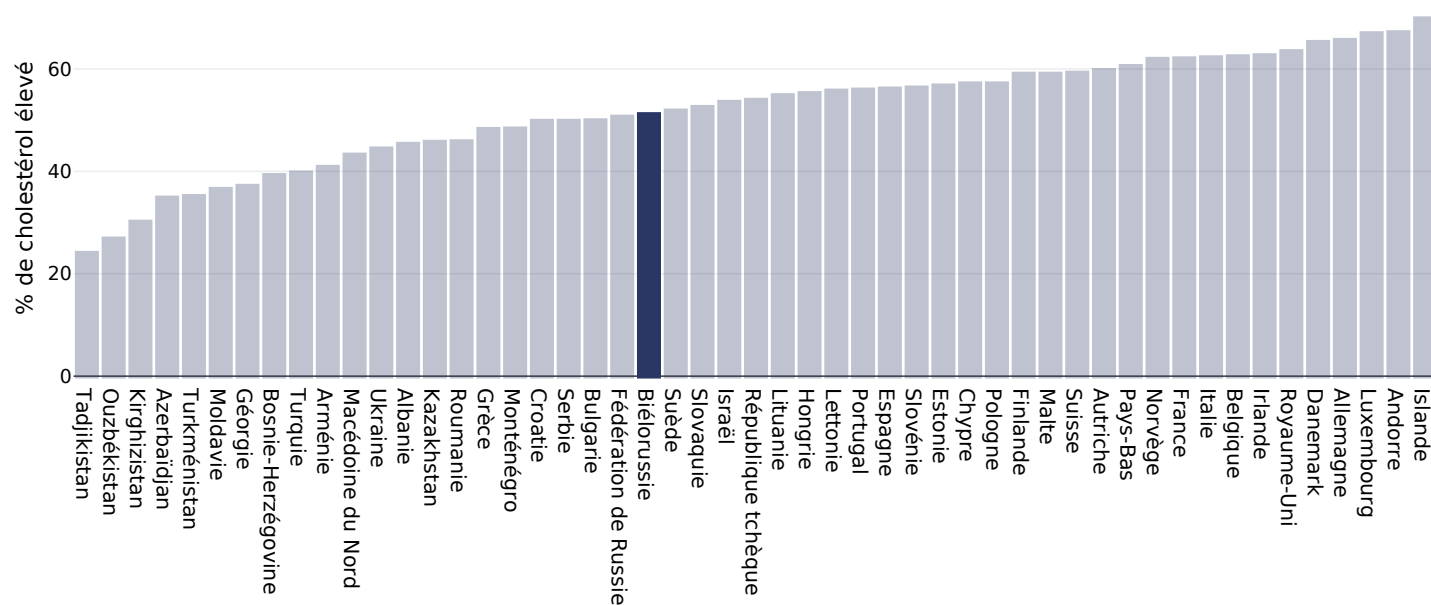
Global Health Observatory data repository, World Health Organisation,
<http://apps.who.int/gho/data/node.main.A875?lang=en>

Définitions (uniquement disponible en anglais):

Age Standardised estimated % Raised blood pressure 2015 (SBP>=140 OR DBP>=90).

Hypercholestérolémie

Adultes, 2008



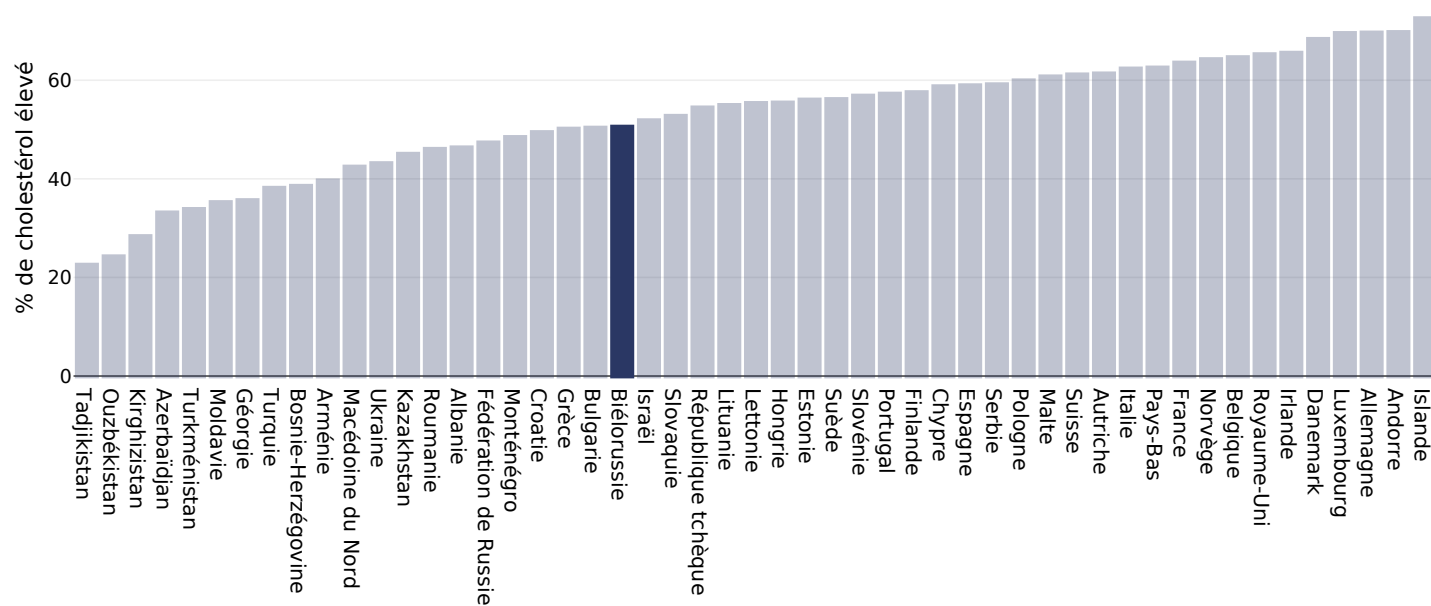
Références:

Global Health Observatory data repository, World Health Organisation,
<http://apps.who.int/gho/data/node.main.A885>

Définitions (uniquement disponible en anglais):

% Raised total cholesterol (≥ 5.0 mmol/L) (age-standardized estimate).

Hommes, 2008



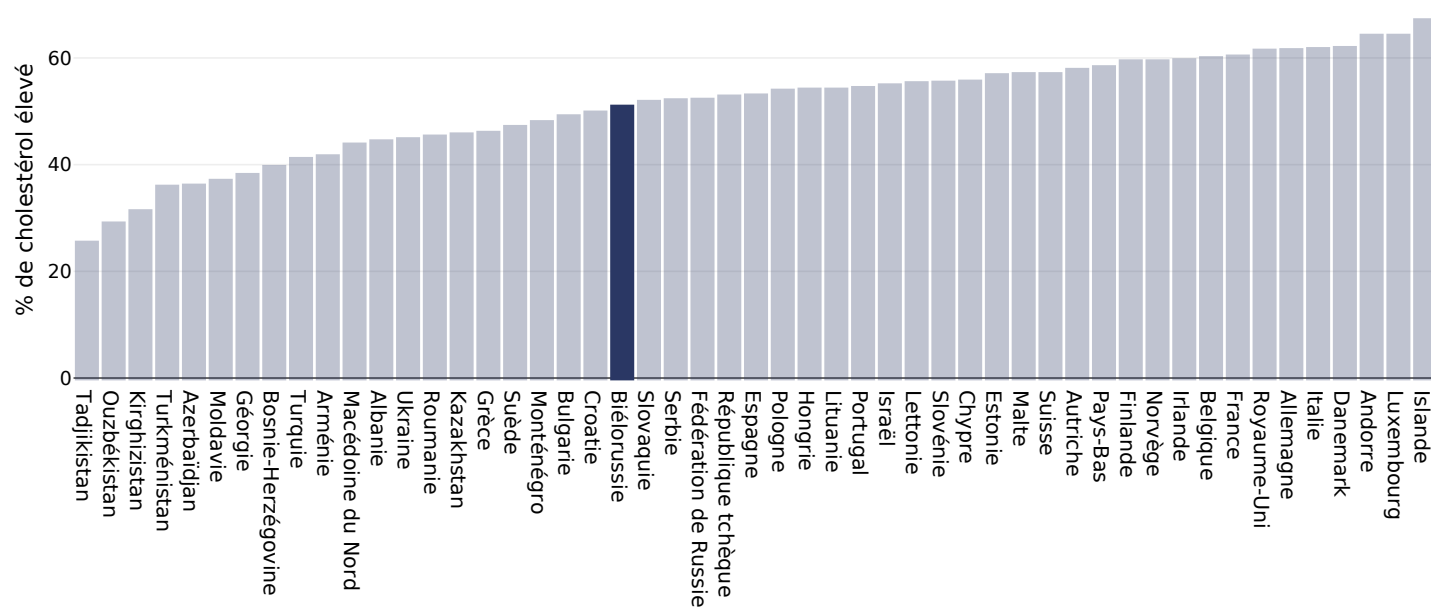
Références:

Global Health Observatory data repository, World Health Organisation,
<http://apps.who.int/gho/data/node.main.A885>

Définitions (uniquement disponible en anglais):

% Raised total cholesterol (≥ 5.0 mmol/L) (age-standardized estimate).

Femmes, 2008



Références:

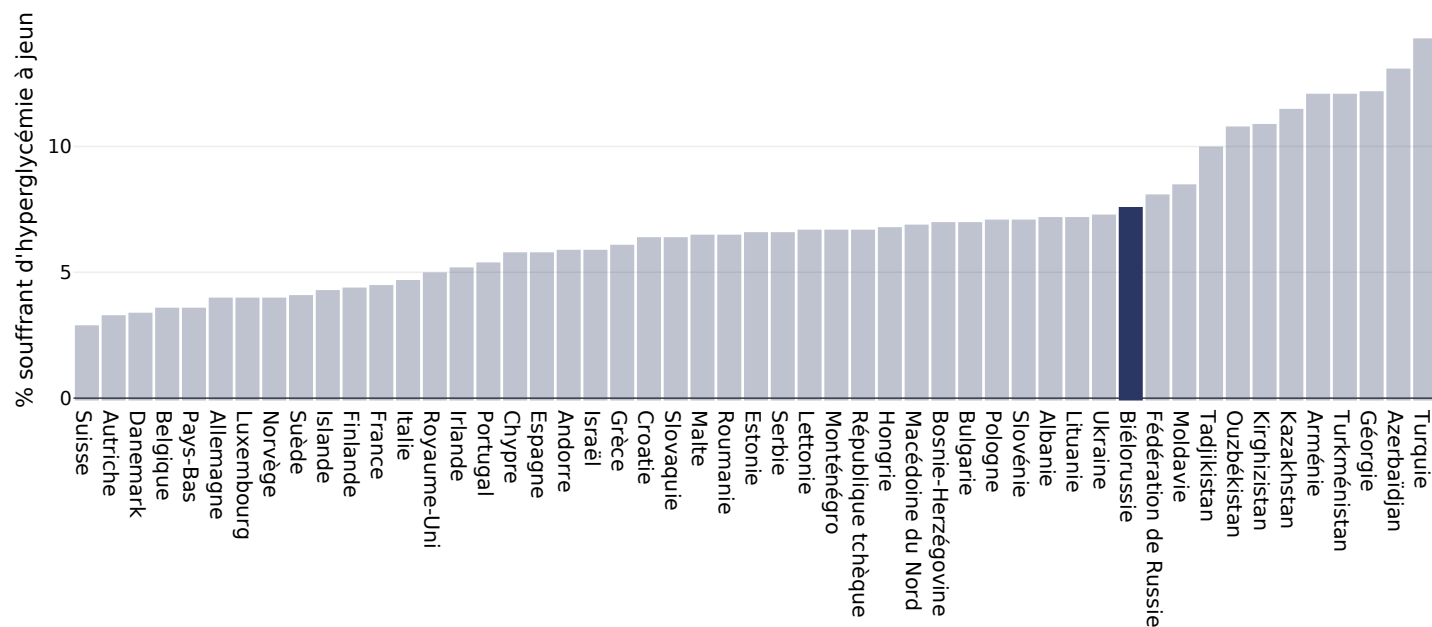
Global Health Observatory data repository, World Health Organisation, <http://apps.who.int/gho/data/node.main.A885>

Définitions (uniquement disponible en anglais):

% Raised total cholesterol (≥ 5.0 mmol/L) (age-standardized estimate).

Hyperglycémie à jeun

Hommes, 2014



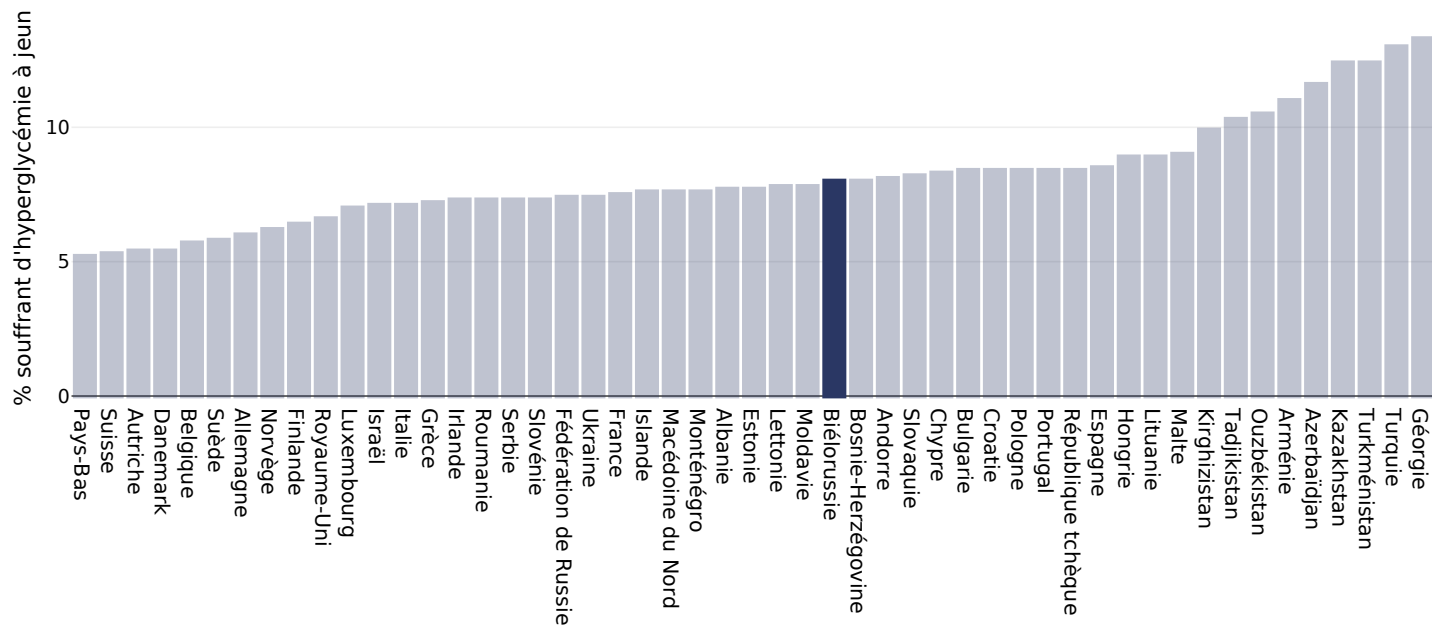
Références:

Global Health Observatory data repository, World Health Organisation,
<http://apps.who.int/gho/data/node.main.A869?lang=en>

Définitions (uniquement disponible en anglais):

Age Standardised % raised fasting blood glucose (≥ 7.0 mmol/L or on medication).

Femmes, 2014



Références:

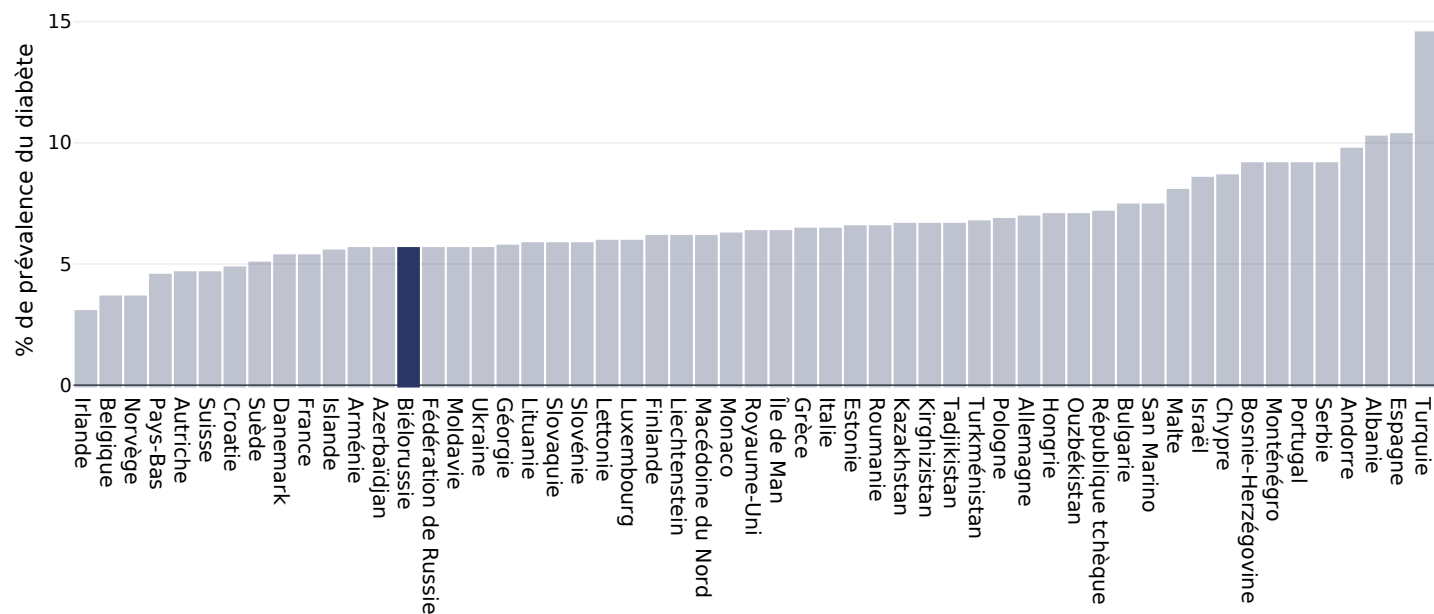
Global Health Observatory data repository, World Health Organisation,
<http://apps.who.int/gho/data/node.main.A869?lang=en>

Définitions (uniquement disponible en anglais):

Age Standardised % raised fasting blood glucose (≥ 7.0 mmol/L or on medication).

Prévalence du diabète

Adultes, 2021



Âge: 20-79

Région couverte: National

Références: Reproduced with kind permission International Diabetes Federation. IDF Diabetes Atlas, 10th edn. Brussels, Belgium:International Diabetes Federation, 2021. <http://www.diabetesatlas.org>






Définitions (uniquement disponible en anglais): Age-adjusted comparative prevalence of diabetes, %

Contextual factors

Disclaimer: These contextual factors should be interpreted with care. Results are updated as regularly as possible and use very specific criteria. The criteria used and full definitions are available for download at the bottom of this page.



Labelling

Is there mandatory nutrition labelling?	
Front-of-package labelling?	
Back-of-pack nutrition declaration?	
Color coding?	
Warning label?	



Regulation and marketing

Are there fiscal policies on unhealthy products?	✗
Tax on unhealthy foods?	✗
Tax on unhealthy drinks?	✗
Are there fiscal policies on healthy products?	✗
Subsidy on fruits?	✗
Subsidy on vegetables?	✗
Subsidy on other healthy products?	✗
Mandatory limit or ban of trans fat (all settings)?	✓
Mandatory limit of trans fats in place (all settings)?	✓
Ban on trans-fats or phos in place (all settings)?	✗
Are there any mandatory policies/marketing restrictions on the promotion of unhealthy food/drinks to children?	✗
Mandatory restriction on broadcast media?	✗
Mandatory restriction on non-broadcast media?	✗
Voluntary policies/marketing restrictions on the promotion of unhealthy food/drinks to children?	✗
Are there mandatory standards for food in schools?	✓
Are there any mandatory nutrient limits in any manufactured food products?	✗
Nutrition standards for public sector procurement?	✗



Political will and support

National obesity strategy or nutrition and physical activity national strategy?	✓
National obesity strategy?	✗
National childhood obesity strategy?	✗
Comprehensive nutrition strategy?	✓
Comprehensive physical activity strategy?	✓
Evidence-based dietary guidelines and/or RDAs?	✗
National target(s) on reducing obesity?	✗
Guidelines/policy on obesity treatment?	✓
Promotion of breastfeeding?	✓



Monitoring and surveillance

Monitoring of the prevalence and incidence for the main obesity-related NCDs and risk factors?	✓
Within 5 years?	✗



Governance and resource

Multi-sectoral national co-ordination mechanism for obesity or nutrition (including obesity)?	✓
--	---

Key

Present
 Present (voluntary)
 Incoming
 Absent
 Unknown

Last updated September 13, 2022

PDF created on May 18, 2024