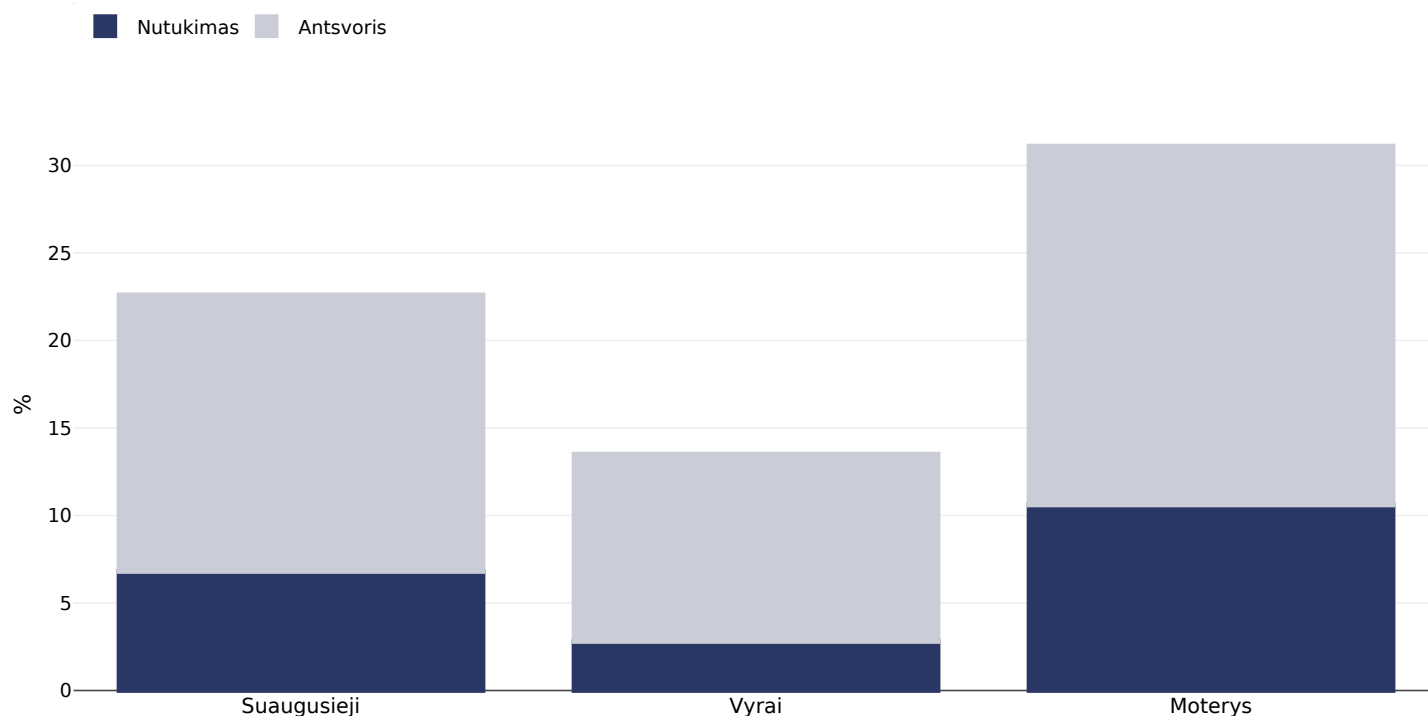


# Report card Angola



## Nutukimo paplitimas

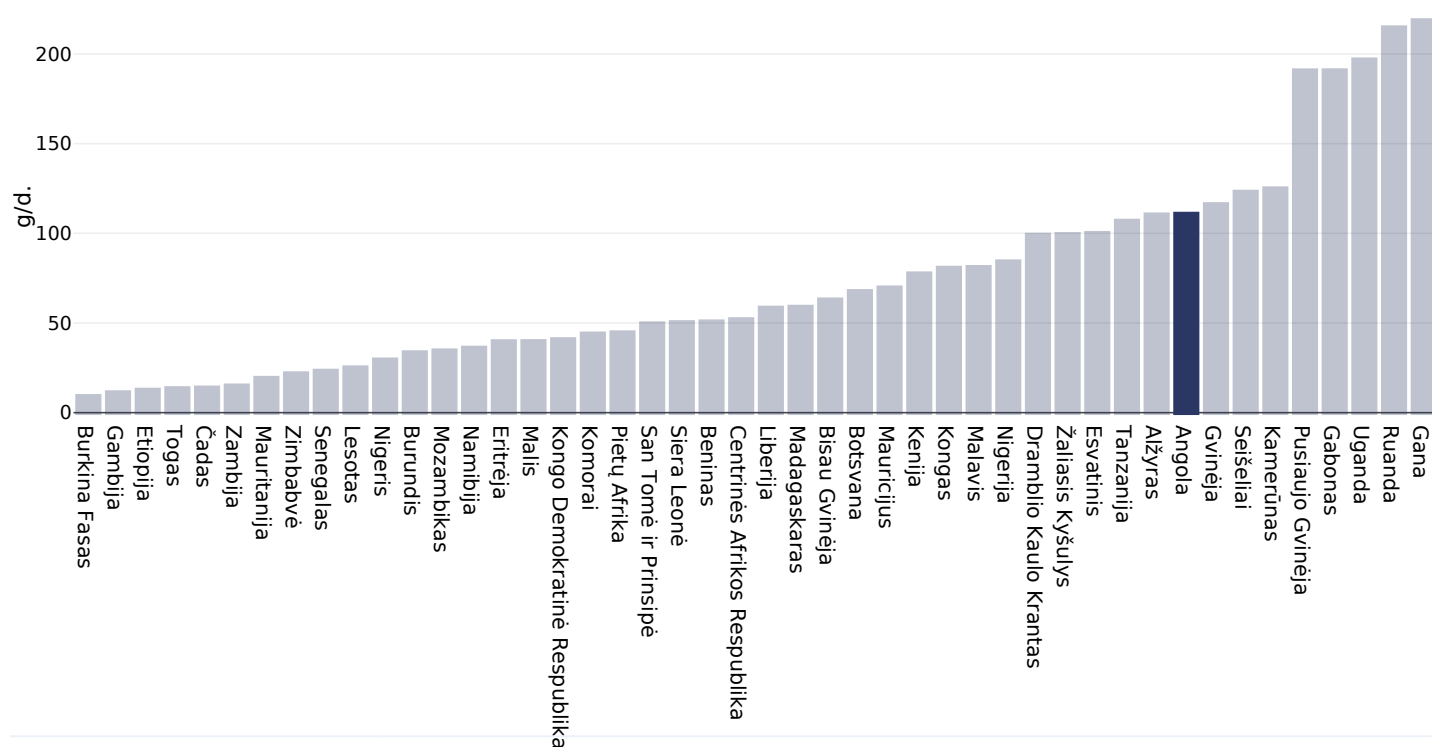
### Suaugusieji, 2013-2014



Tyrimo tipas:	Išmatuotas
Amžius:	15-64
Imties dydis:	2354
Teritorija:	Regiono
Nuorodos:	Pedro JM, Brito M, Barros H. Prevalence, awareness, treatment and control of hypertension, diabetes and hypercholesterolaemia among adults in Dande municipality, Angola. <i>Cardiovasc J Afr.</i> 2018;29(2):73-81. doi:10.5830/CVJA-2017-047
Pastabos (tik anglų k.):	Dande Municipality
<i>Jeį nenurodyta kitaip, antsvoris reiškia KMI nuo 25 kg iki 29,9 kg/m<sup>2</sup>, nutukimas – didesnį nei 30 kg/m<sup>2</sup> KMI..</i>	

## Estimated per capita fruit intake

### Suaugusieji, 2017



Tyrimo tipas:

Išmatuotas

Amžius:

25+

Nuorodos:

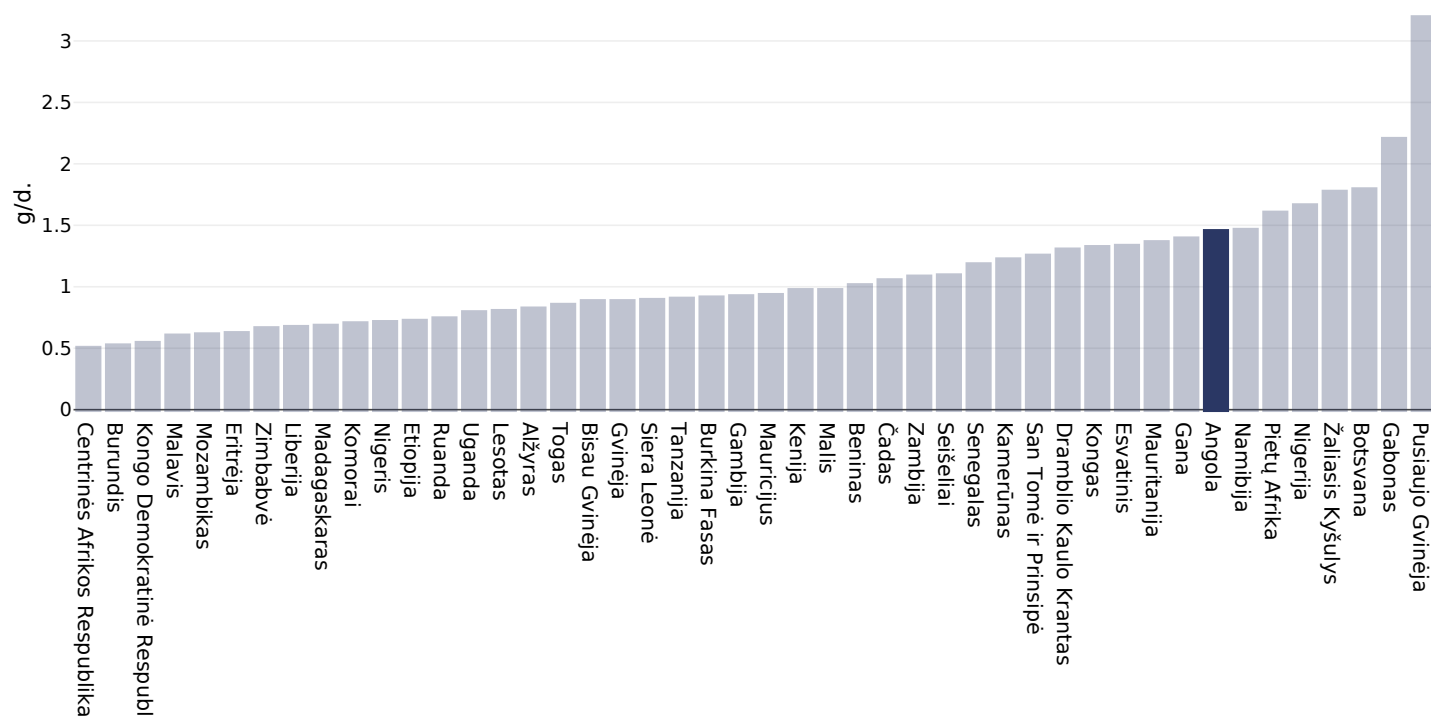
Global Burden of Disease, the Institute for Health Metrics and Evaluation <http://ghdx.healthdata.org/>

Apibrėžimai (anglų k.):

Estimated per-capita fruit intake (g/day)

## Perdirbtos mėsos suvartojimas vienam gyventojui

### Suaugusieji, 2017



Tyrimo tipas:

Išmatuotas

Amžius:

25+

Nuorodos:

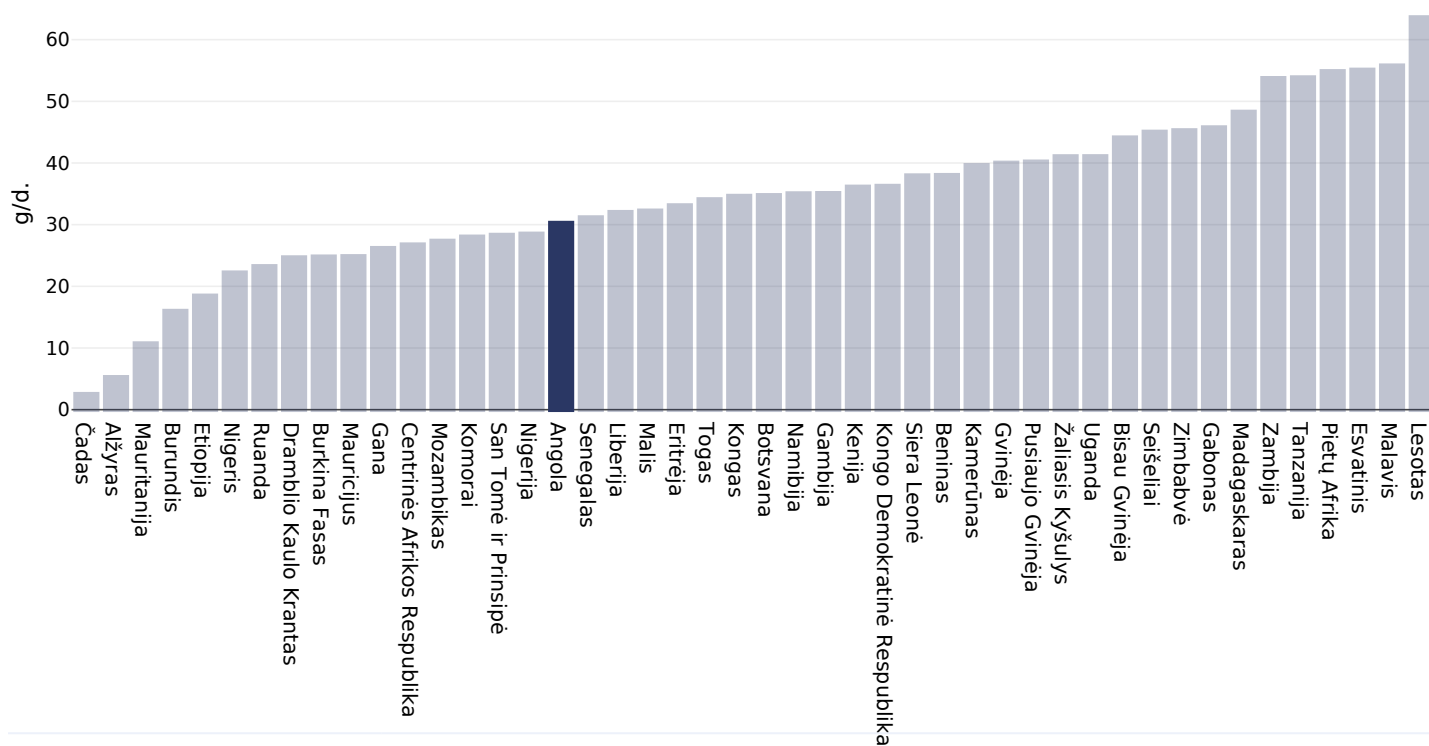
Global Burden of Disease, the Institute for Health Metrics and Evaluation <http://ghdx.healthdata.org/>

Apibrėžimai (anglų k.):

Estimated per-capita processed meat intake (g per day)

## Estimated per capita whole grains intake

### Suaugusieji, 2017



Tyrimo tipas:

Išmatuotas

Amžius:

25+

Nuorodos:

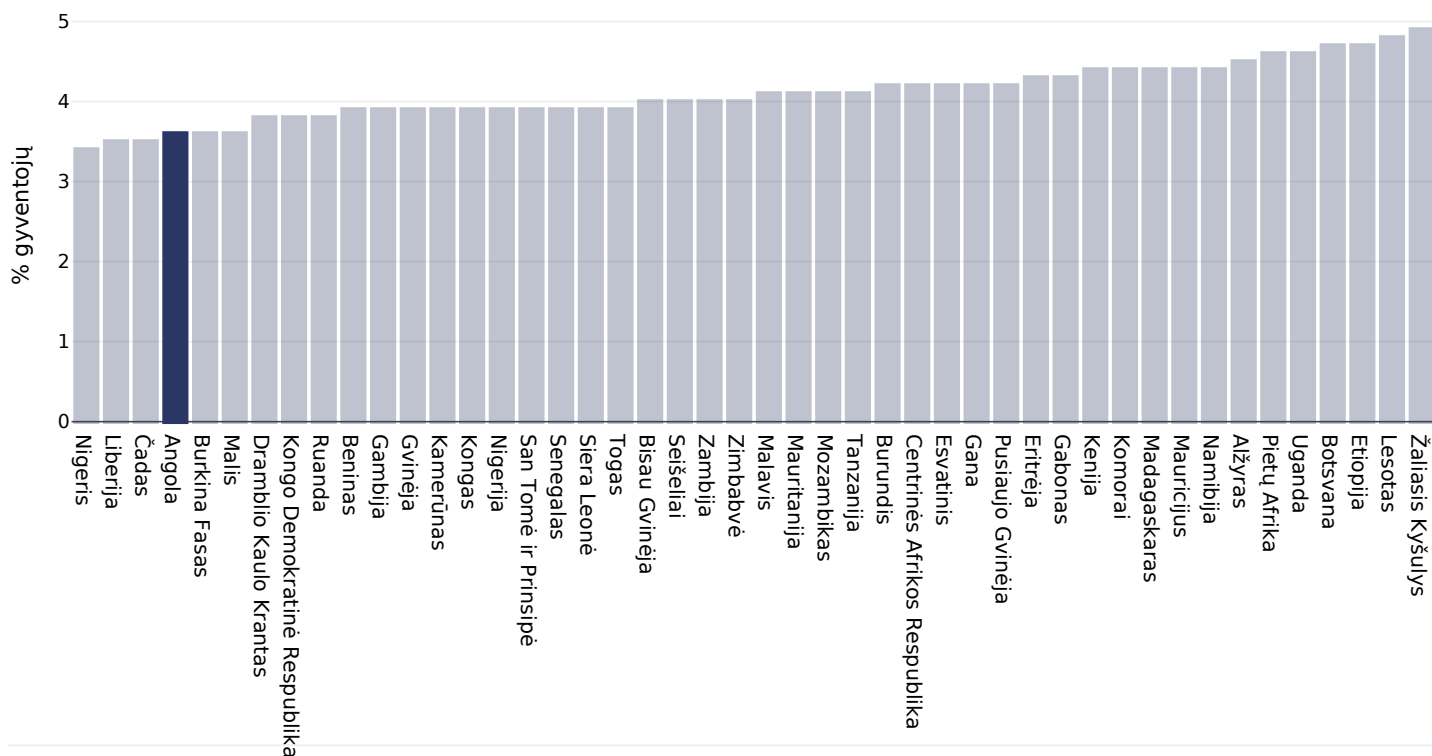
Global Burden of Disease, the Institute for Health Metrics and Evaluation <http://ghdx.healthdata.org/>

Apibrėžimai (anglų k.):

Estimated per-capita whole grains intake (g/day)

## Psichinė sveikata - depresijos sutrikimai

### Suaugusieji, 2015



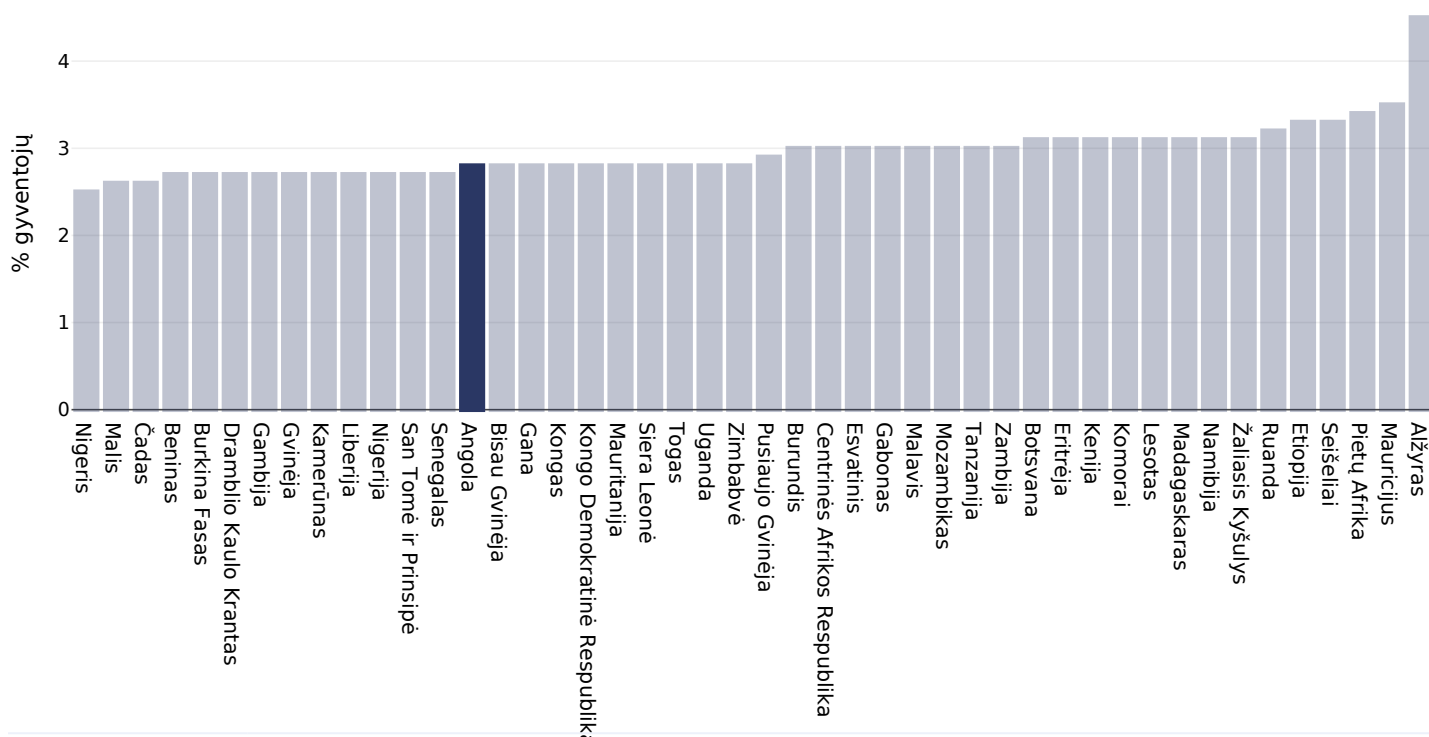
Nuorodos: Prevalence data from Global Burden of Disease study 2015 (<http://ghdx.healthdata.org>) published in: Depression and Other Common Mental Disorders: Global Health Estimates. Geneva:World Health Organization; 2017. Licence: CC BY-NC-SA 3.0 IGO.

Apibrėžimai (anglų k.):

% of population with depression disorders

## Psichinė sveikata - nerimo sutrikimai

### Suaugusieji, 2015



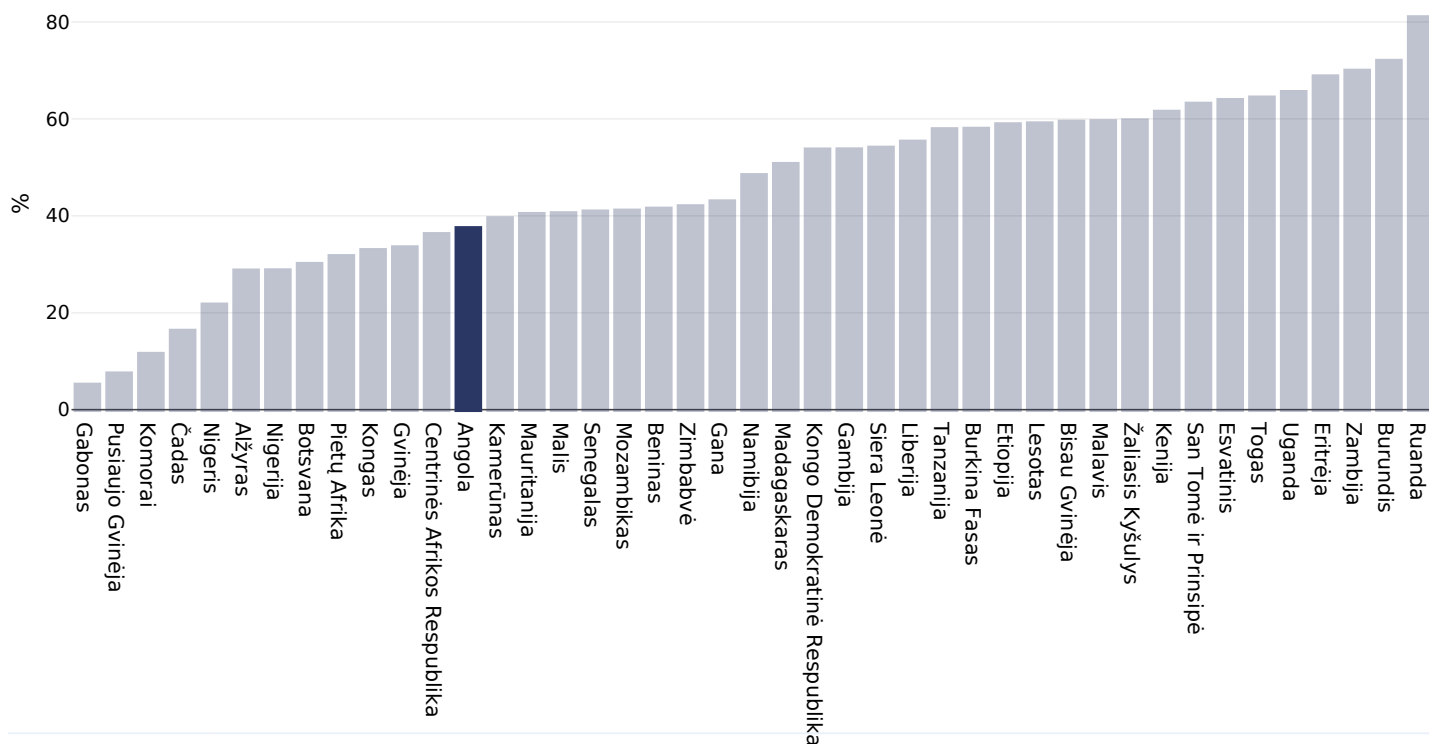
Nuorodos: Prevalence data from Global Burden of Disease study 2015 (<http://ghdx.healthdata.org>) published in: Depression and Other Common Mental Disorders: Global Health Estimates. Geneva:World Health Organization; 2017. Licence: CC BY-NC-SA 3.0 IGO.

Apibrėžimai (anglų k.):

% of population with anxiety disorders

## % kūdikių, tik žindomų 0-5 mėn.

### Vaikai, 2005-2020



Teritorija:

Nacionalinis

Nuorodos:

Inquérito de Indicadores Múltiplos e de Saúde em Angola 2015-2016. Luanda, Angola e Rockville, Maryland, EUA: INE, MINSA, MINPLAN e ICF International.

Pastabos (tik anglų k.):

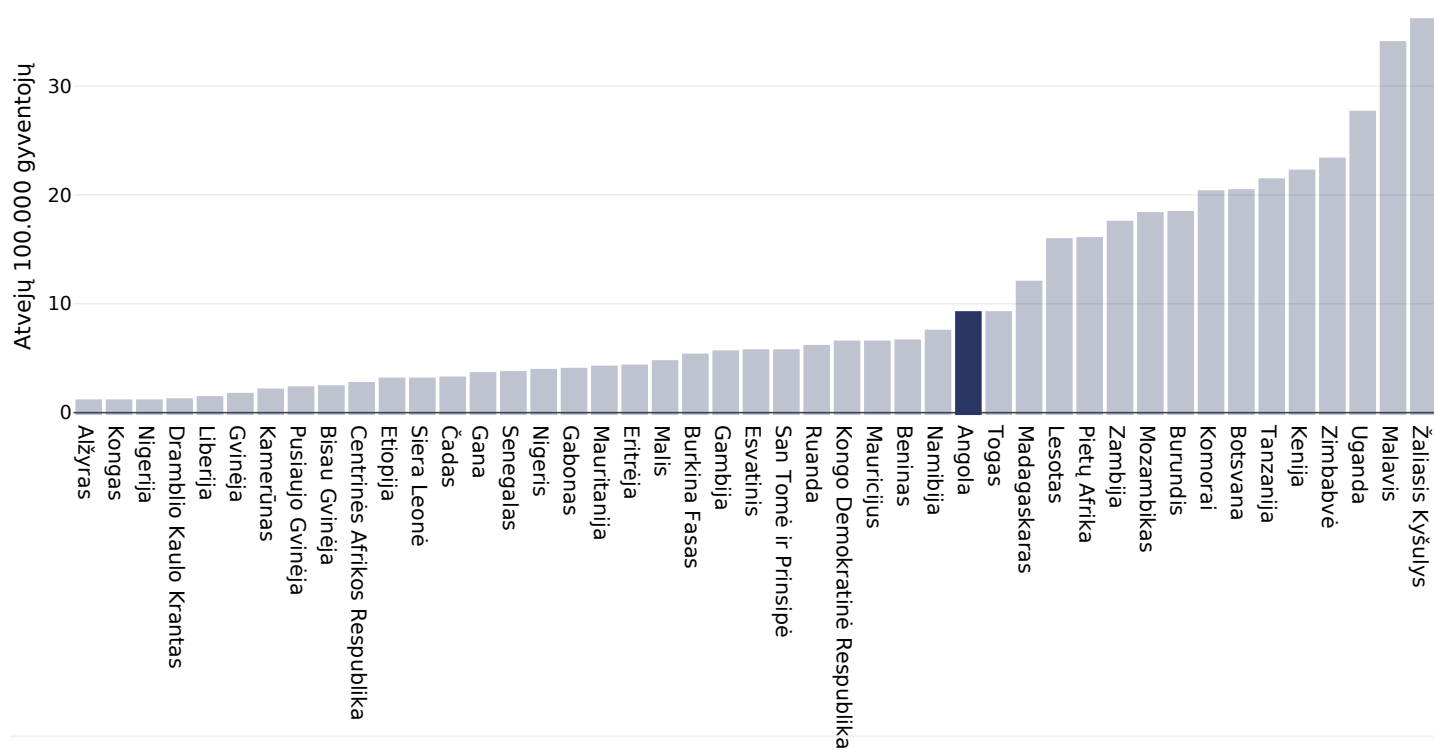
See UNICEF website for further survey information. Available at : <https://data.unicef.org/resources/dataset/infant-young-child-feeding/> (last accessed 28.9.21) Citation: United Nations Children's Fund, Division of Data, Analysis, Planning and Monitoring (2021). Global UNICEF Global Databases: Infant and Young Child Feeding: Exclusive breastfeeding, New York, September 2021.

Apibrėžimai (anglų k.):

% exclusively breastfed 0-5 months

## Stemplės vėžys

### Vyrai, 2020



Amžius: 20+

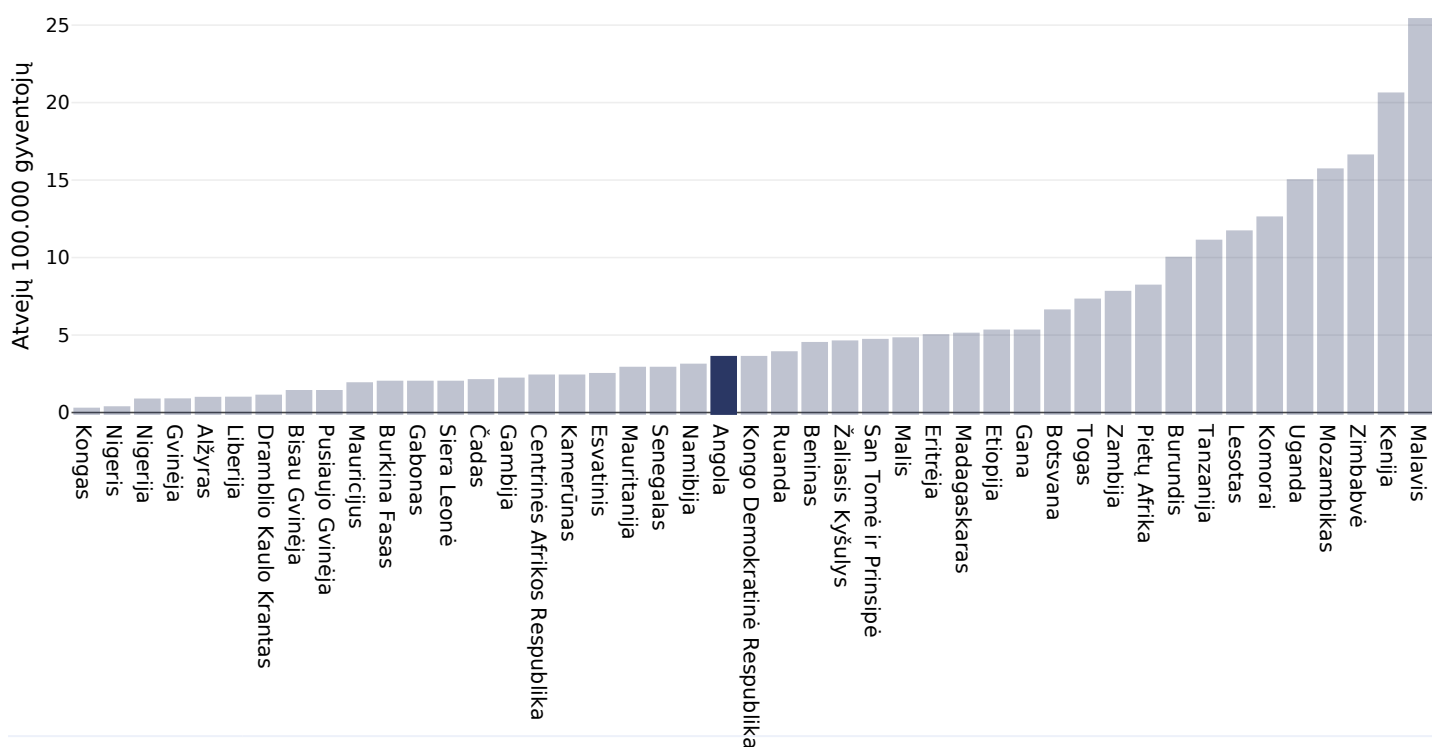
Teritorija: Nacionalinis

Nuorodos: Ferlay J, Ervik M, Lam F, Colombet M, Mery L, Piñeros M, Znaor A, Soerjomataram I, Bray F (2020). Global Cancer Observatory: Cancer Today. Lyon, France: International Agency for Research on Cancer. Available from: <https://gco.iarc.fr/today>, accessed 10.01.2029

Apibrėžimai (anglų k.): Age-standardized incidence rates per 100 000



## Moterys, 2020



Amžius: 20+

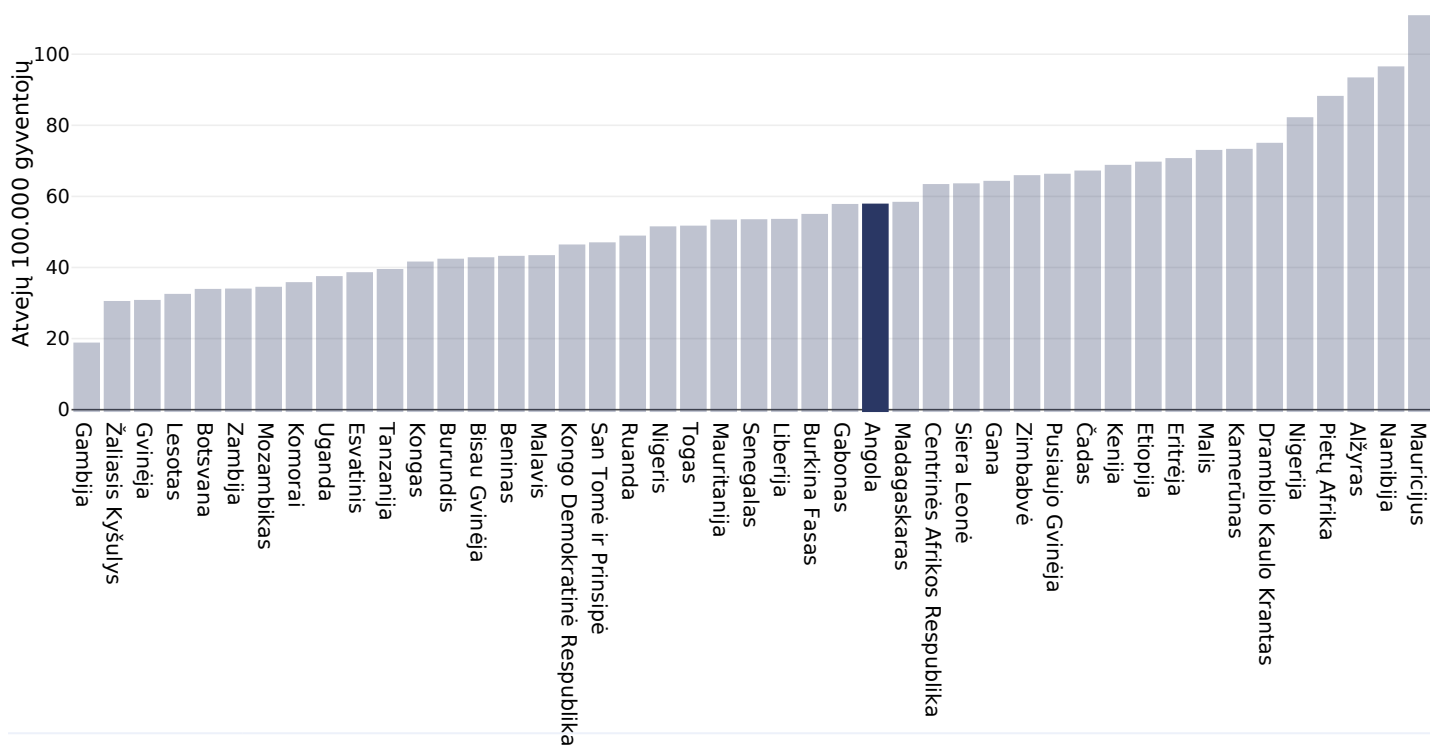
Teritorija: Nacionalinis

Nuorodos: Ferlay J, Ervik M, Lam F, Colombet M, Mery L, Piñeros M, Znaor A, Soerjomataram I, Bray F (2020). Global Cancer Observatory: Cancer Today. Lyon, France: International Agency for Research on Cancer. Available from: <https://gco.iarc.fr/today>, accessed 10.01.2029

Apibrėžimai (anglų k.): Age-standardized incidence rates per 100 000

# Krūties vėžys

## Moterys, 2020



Amžius: 20+

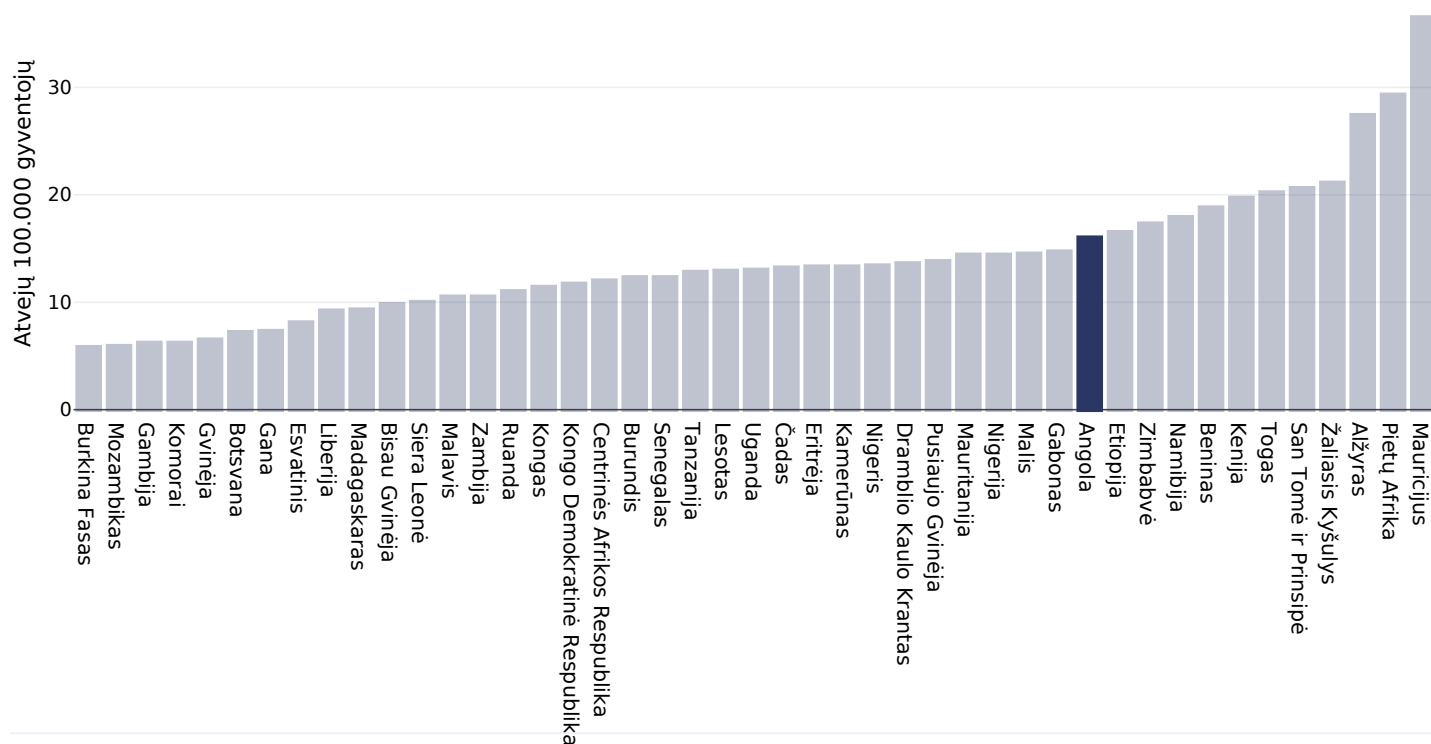
Teritorija: Nacionalinis

Nuorodos: Ferlay J, Ervik M, Lam F, Colombet M, Mery L, Piñeros M, Znaor A, Soerjomataram I, Bray F (2020). Global Cancer Observatory: Cancer Today. Lyon, France: International Agency for Research on Cancer. Available from: <https://gco.iarc.fr/today>, accessed 10.01.2029

Apibrėžimai (anglų k.): Age-standardized incidence rates per 100 000

## Storosios žarnos vėžys

### Vyrai, 2020



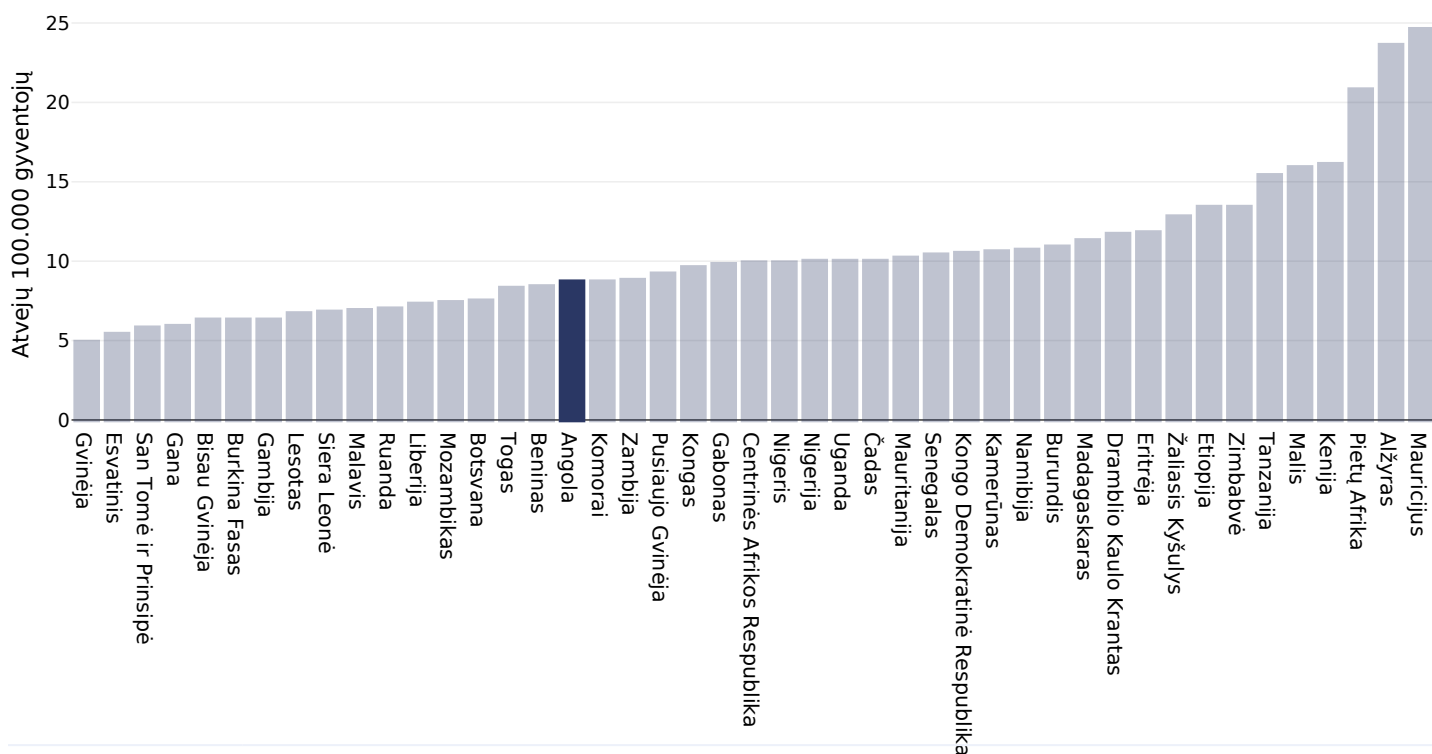
Amžius: 20+

Teritorija: Nacionalinis

Nuorodos: Ferlay J, Ervik M, Lam F, Colombet M, Mery L, Piñeros M, Znaor A, Soerjomataram I, Bray F (2020). Global Cancer Observatory: Cancer Today. Lyon, France: International Agency for Research on Cancer. Available from: <https://gco.iarc.fr/today>, accessed 10.01.2029

Apibrėžimai (anglų k.): Age-standardized incidence rates per 100 000

## Moterys, 2020



Amžius: 20+

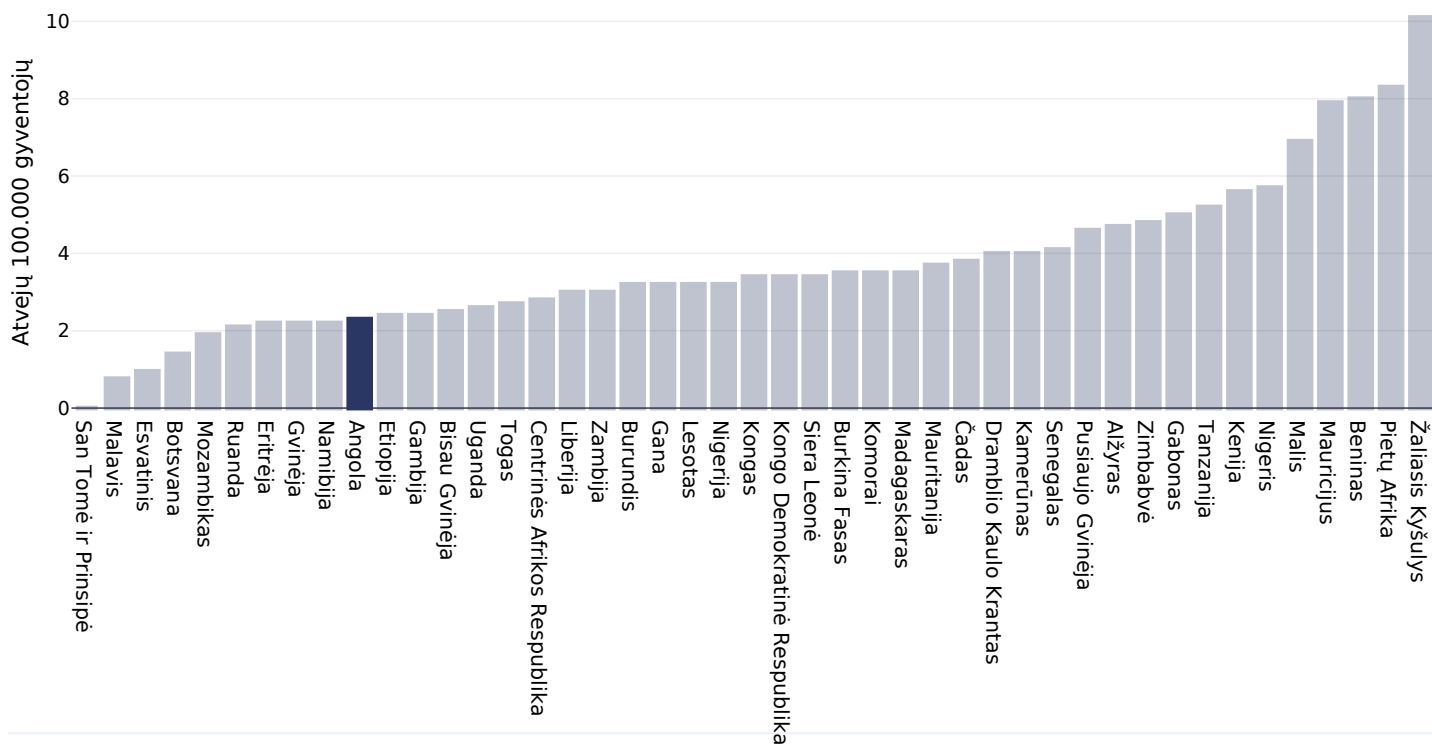
Teritorija: Nacionalinis

Nuorodos: Ferlay J, Ervik M, Lam F, Colombet M, Mery L, Piñeros M, Znaor A, Soerjomataram I, Bray F (2020). Global Cancer Observatory: Cancer Today. Lyon, France: International Agency for Research on Cancer. Available from: <https://gco.iarc.fr/today>, accessed 10.01.2029

Apibrėžimai (anglų k.): Age-standardized incidence rates per 100 000

## Kasos vėžys

### Vyrai, 2020



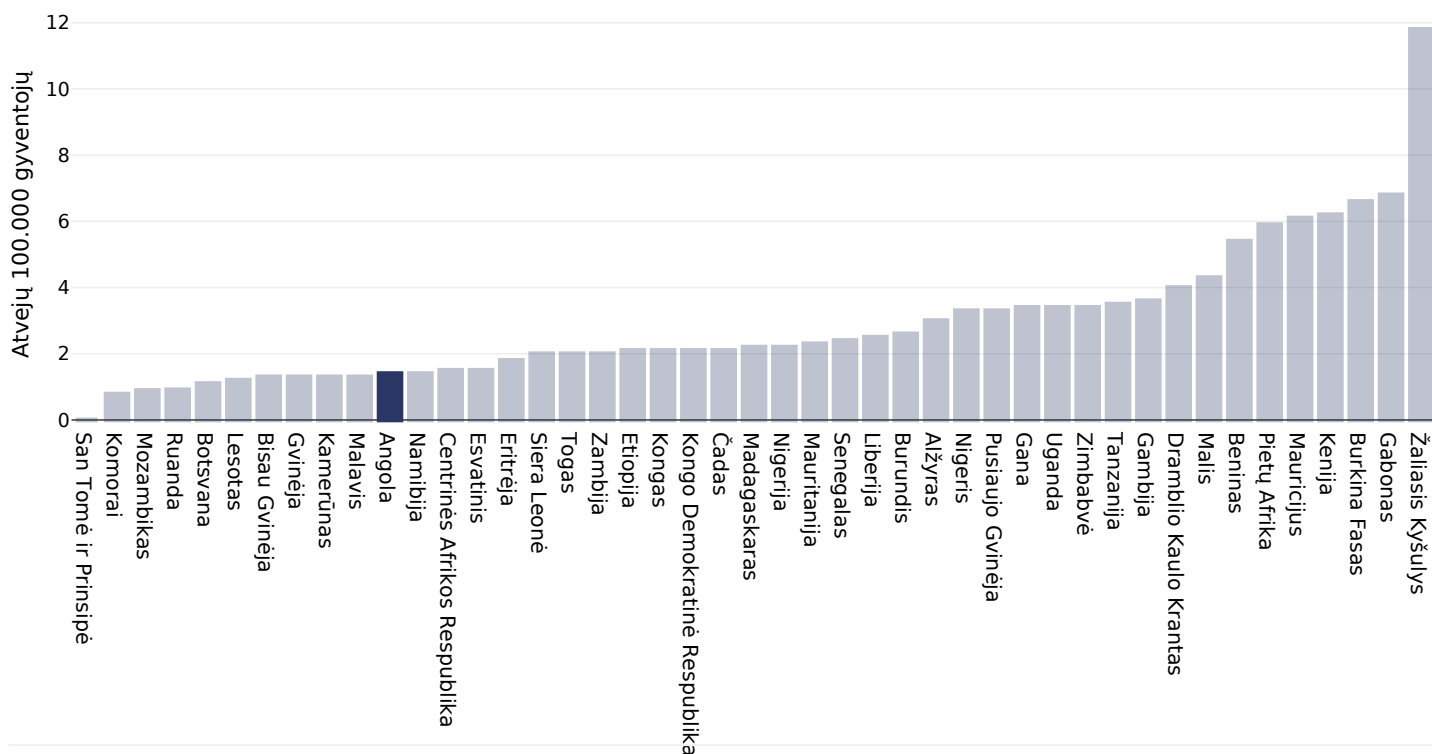
Amžius: 20+

Teritorija: Nacionalinis

Nuorodos: Ferlay J, Ervik M, Lam F, Colombet M, Mery L, Piñeros M, Znaor A, Soerjomataram I, Bray F (2020). Global Cancer Observatory: Cancer Today. Lyon, France: International Agency for Research on Cancer. Available from: <https://gco.iarc.fr/today>, accessed 10.01.2029

Apibrėžimai (anglų k.): Age-standardized incidence rates per 100 000

## Moterys, 2020



Amžius: 20+

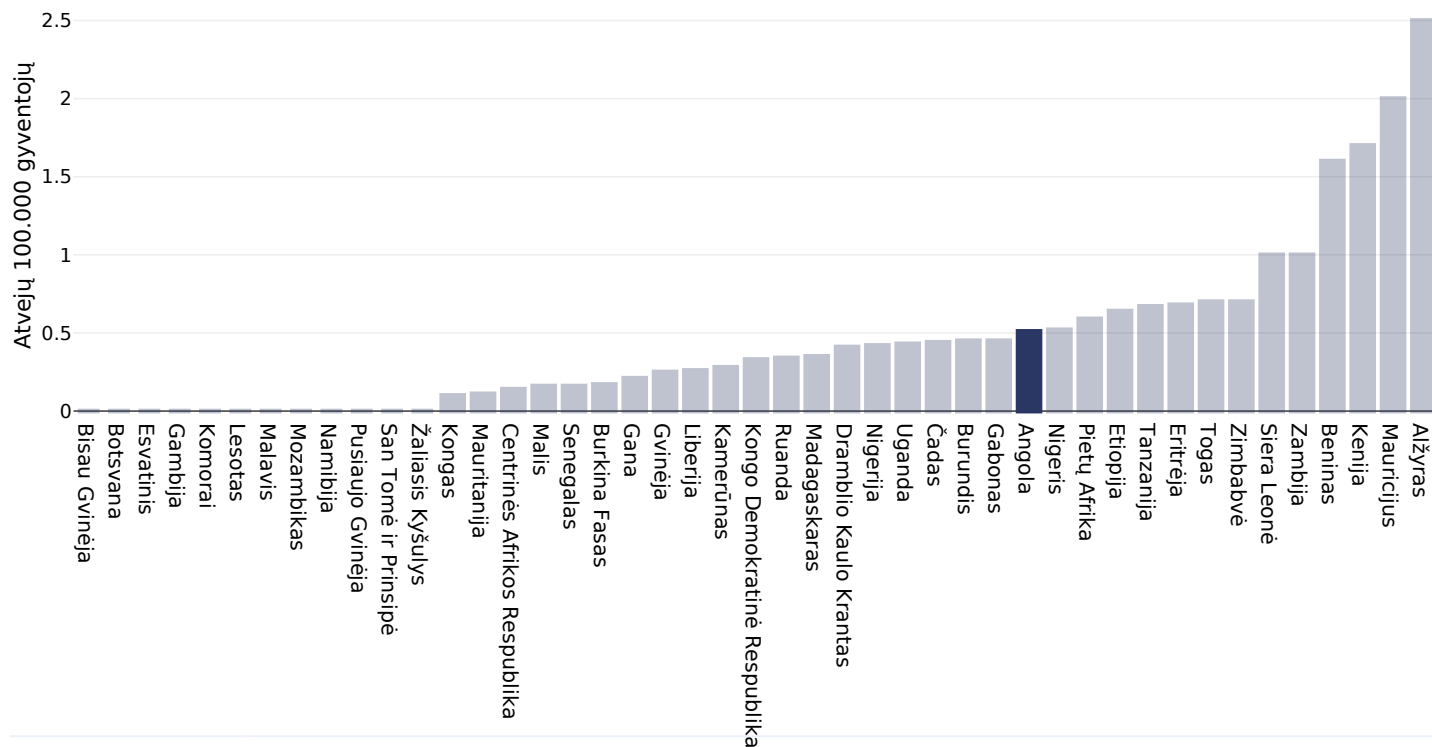
Teritorija: Nacionalinis

Nuorodos: Ferlay J, Ervik M, Lam F, Colombet M, Mery L, Piñeros M, Znaor A, Soerjomataram I, Bray F (2020). Global Cancer Observatory: Cancer Today. Lyon, France: International Agency for Research on Cancer. Available from: <https://gco.iarc.fr/today>, accessed 10.01.2029

Apibrėžimai (anglų k.): Age-standardized incidence rates per 100 000

## Tulžies pūslēs vēžys

### Vyrai, 2020



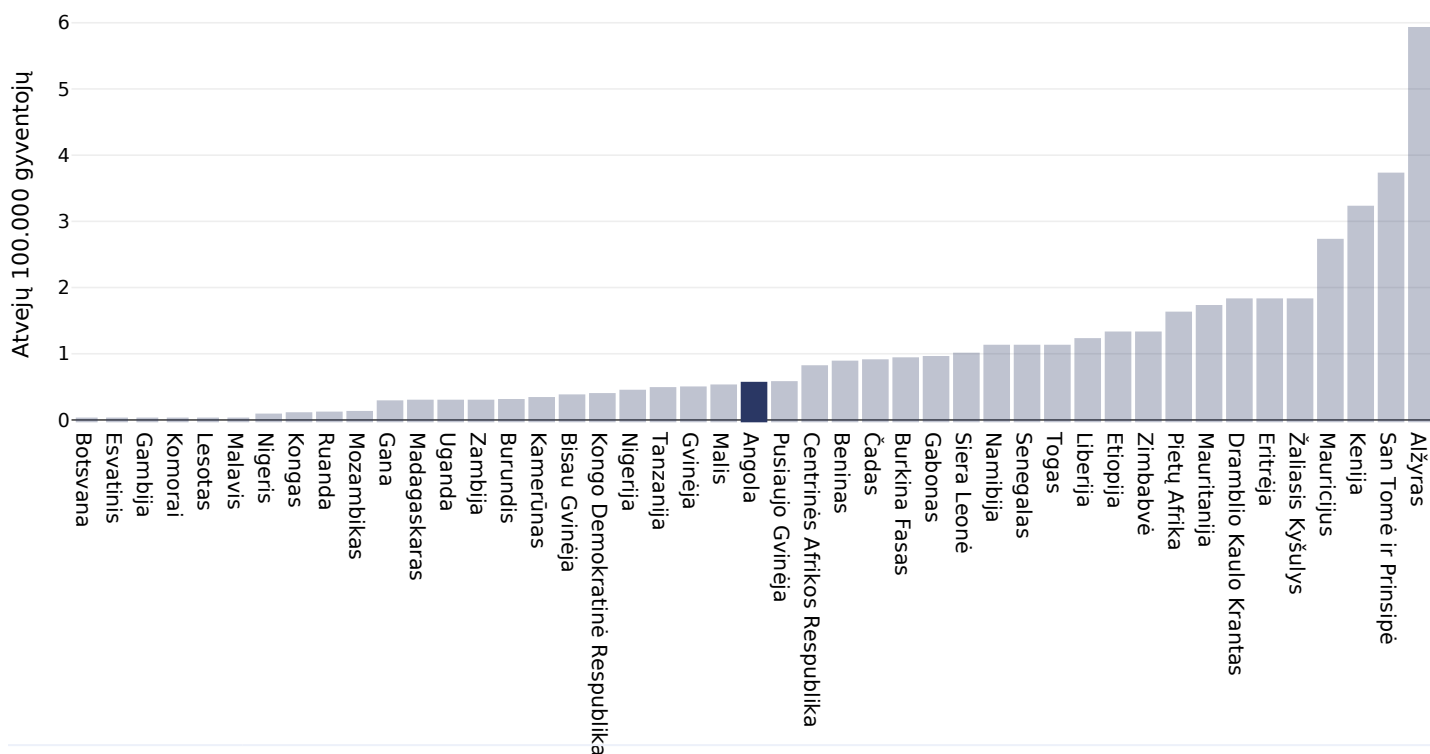
Amžius: 20+

Teritorija: Nacionālais

Nuorodos: Ferlay J, Ervik M, Lam F, Colombet M, Mery L, Piñeros M, Znaor A, Soerjomataram I, Bray F (2020). Global Cancer Observatory: Cancer Today. Lyon, France: International Agency for Research on Cancer. Available from: <https://gco.iarc.fr/today>, accessed 10.01.2029

Apibrēžimai (angļu k.): Age-standardized incidence rates per 100 000

## Moterys, 2020



Amžius: 20+

Teritorija: Nacionalinis

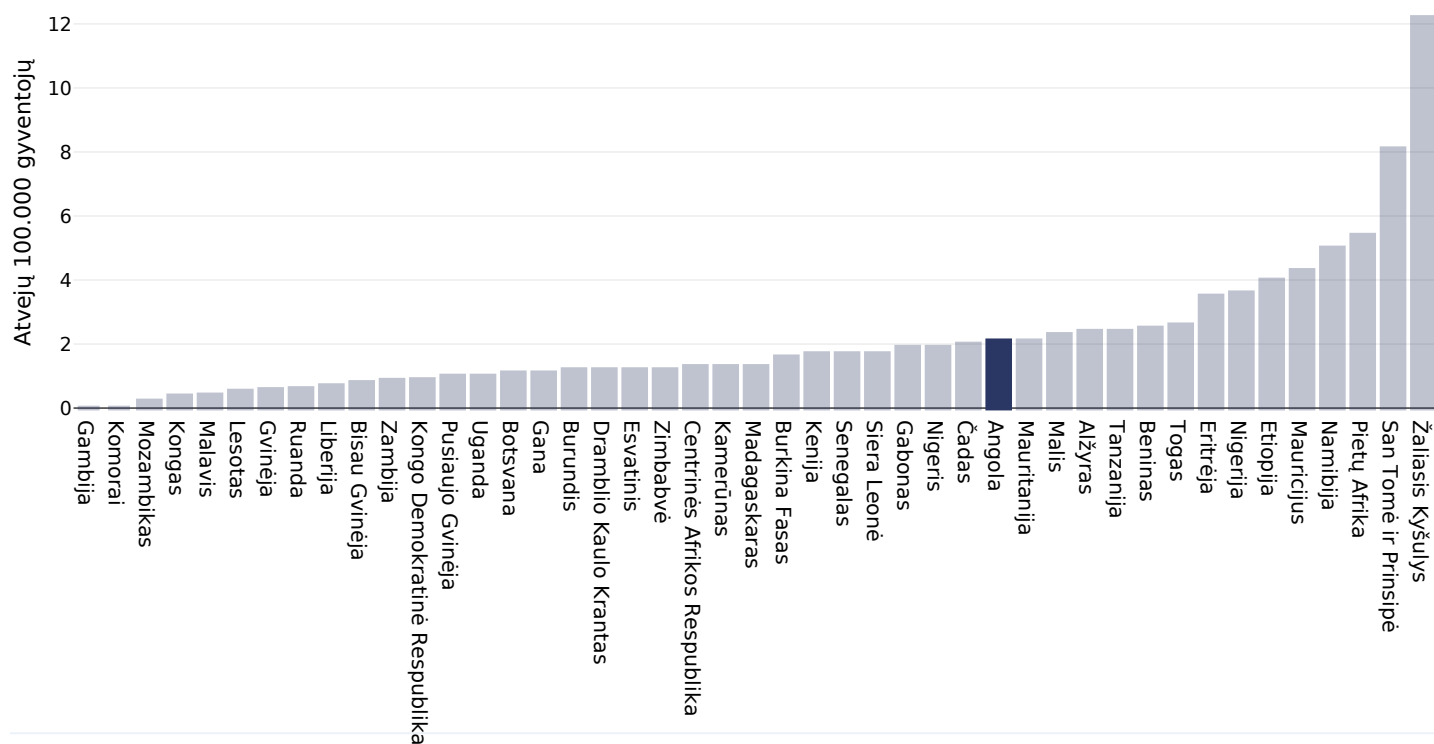
Nuorodos: Ferlay J, Ervik M, Lam F, Colombet M, Mery L, Piñeros M, Znaor A, Soerjomataram I, Bray F (2020). Global Cancer Observatory: Cancer Today. Lyon, France: International Agency for Research on Cancer. Available from: <https://gco.iarc.fr/today>, accessed 10.01.2029

Apibrėžimai (anglų k.): Age-standardized incidence rates per 100 000



## Inkstų vėžys

### Vyrai, 2020



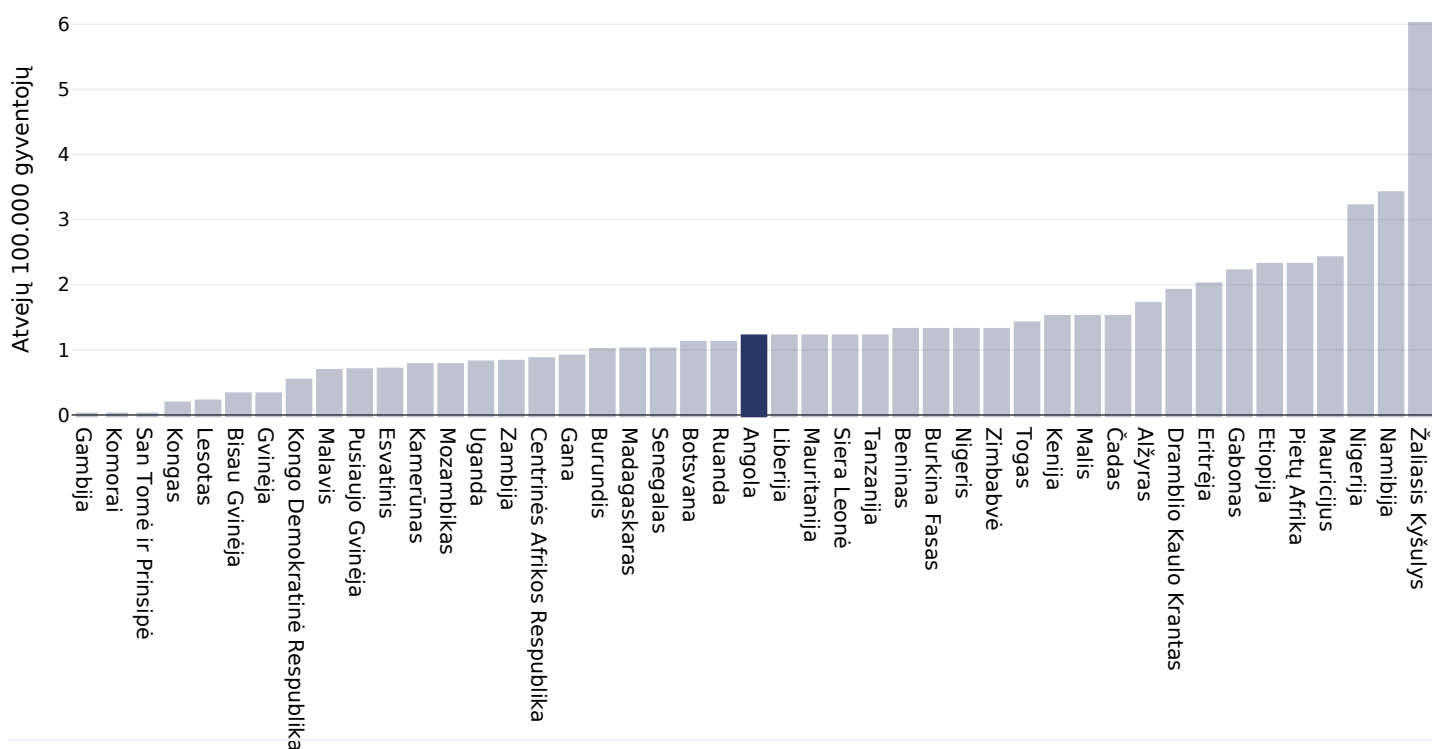
Amžius: 20+

Teritorija: Nacionalinis

Nuorodos: Ferlay J, Ervik M, Lam F, Colombet M, Mery L, Piñeros M, Znaor A, Soerjomataram I, Bray F (2020). Global Cancer Observatory: Cancer Today. Lyon, France: International Agency for Research on Cancer. Available from: <https://gco.iarc.fr/today>, accessed 10.01.2029

Apibrėžimai (anglų k.): Age-standardized incidence rates per 100 000

## Moterys, 2020



Amžius: 20+

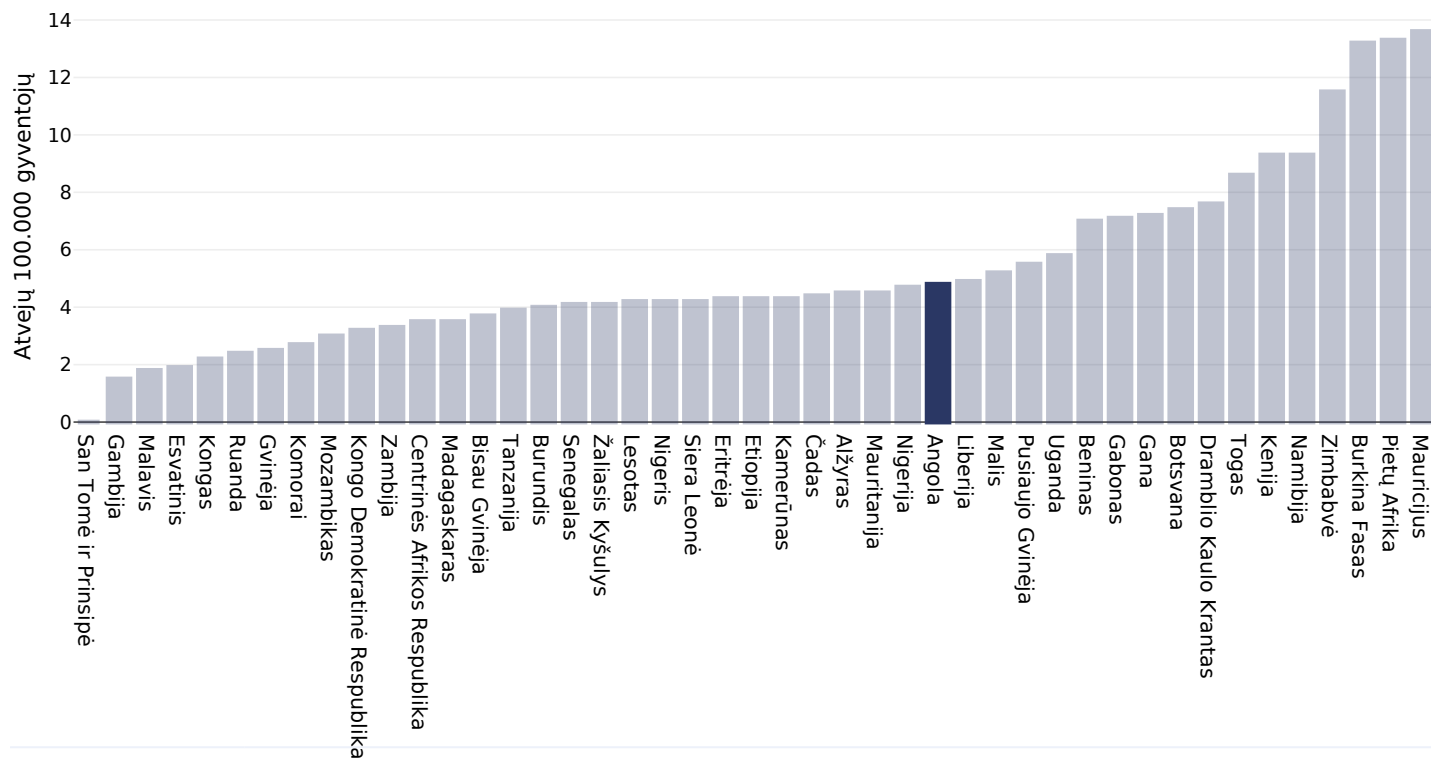
Teritorija: Nacionalinis

Nuorodos: Ferlay J, Ervik M, Lam F, Colombet M, Mery L, Piñeros M, Znaor A, Soerjomataram I, Bray F (2020). Global Cancer Observatory: Cancer Today. Lyon, France: International Agency for Research on Cancer. Available from: <https://gco.iarc.fr/today>, accessed 10.01.2029

Apibrėžimai (anglų k.): Age-standardized incidence rates per 100 000

## Gimdos vėžys

### Moterys, 2020



Amžius: 20+

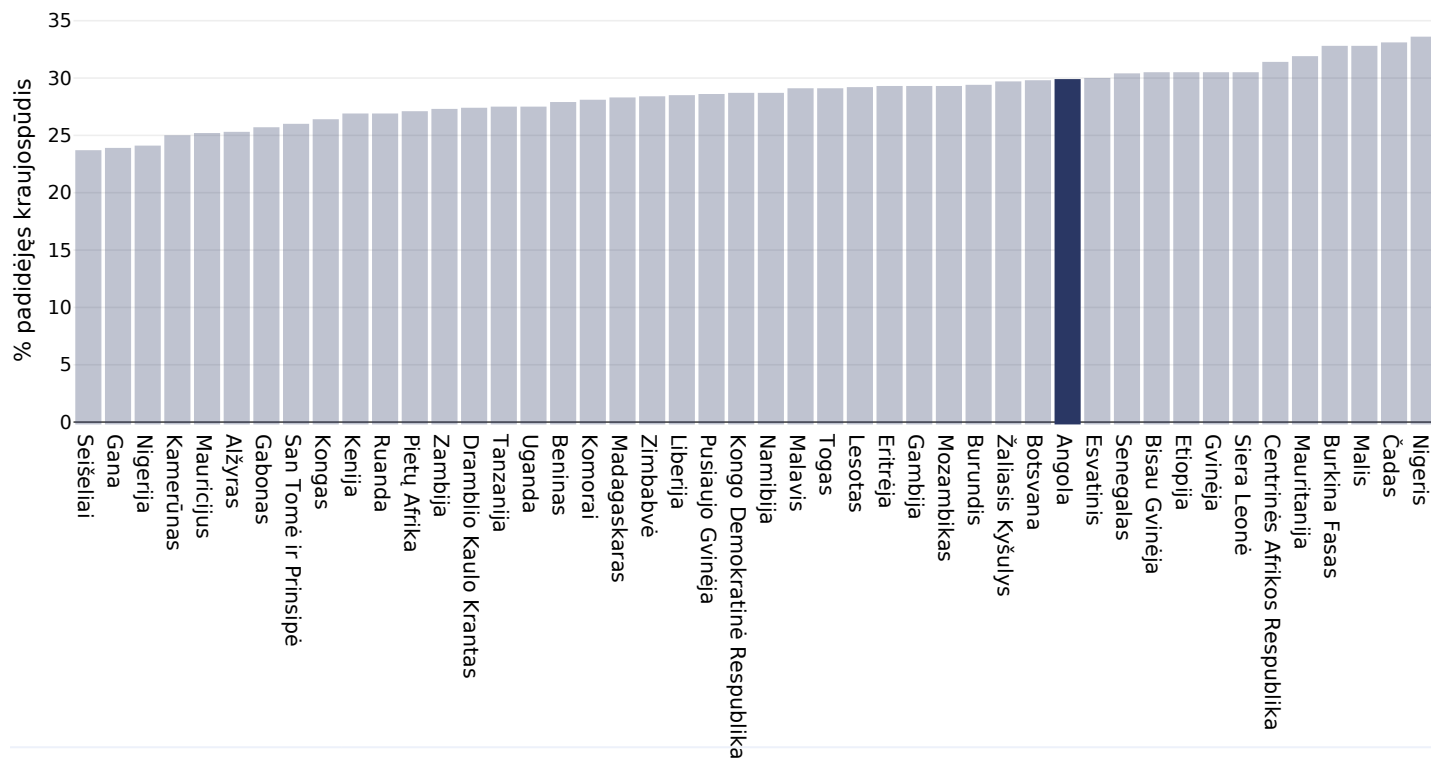
Teritorija: Nacionalinis

Nuorodos: Ferlay J, Ervik M, Lam F, Colombet M, Mery L, Piñeros M, Znaor A, Soerjomataram I, Bray F (2020). Global Cancer Observatory: Cancer Today. Lyon, France: International Agency for Research on Cancer. Available from: <https://gco.iarc.fr/today>, accessed 10.01.2029

Apibrėžimai (anglų k.): Age-standardized incidence rates per 100 000

## Padidējēš kraujospūdis

### Suaugusieji, 2015



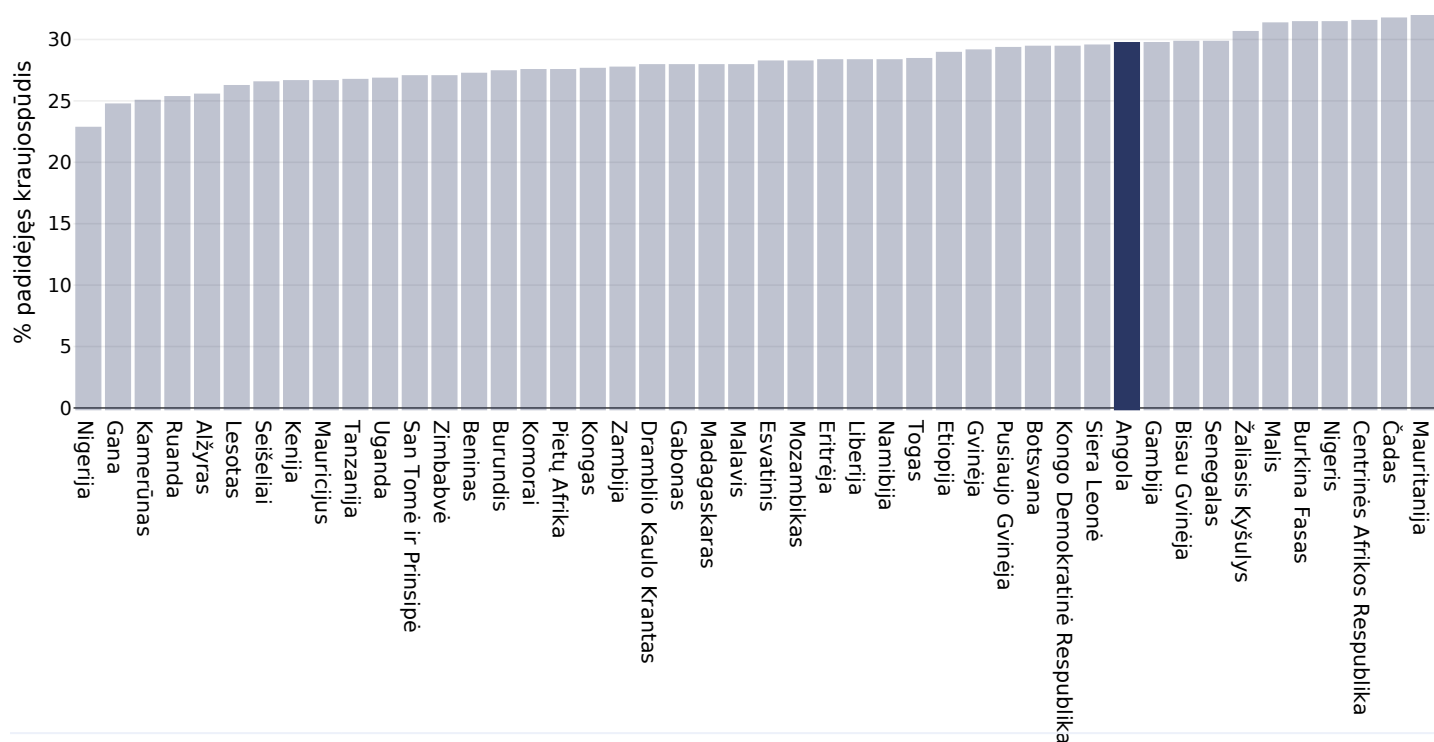
Nuorodos:

Global Health Observatory data repository, World Health Organisation,  
<http://apps.who.int/gho/data/node.main.A875?lang=en>

Apibrēžimai (anglų k.):

Age Standardised estimated % Raised blood pressure 2015 (SBP>=140 OR DBP>=90).

## Vyrai, 2015



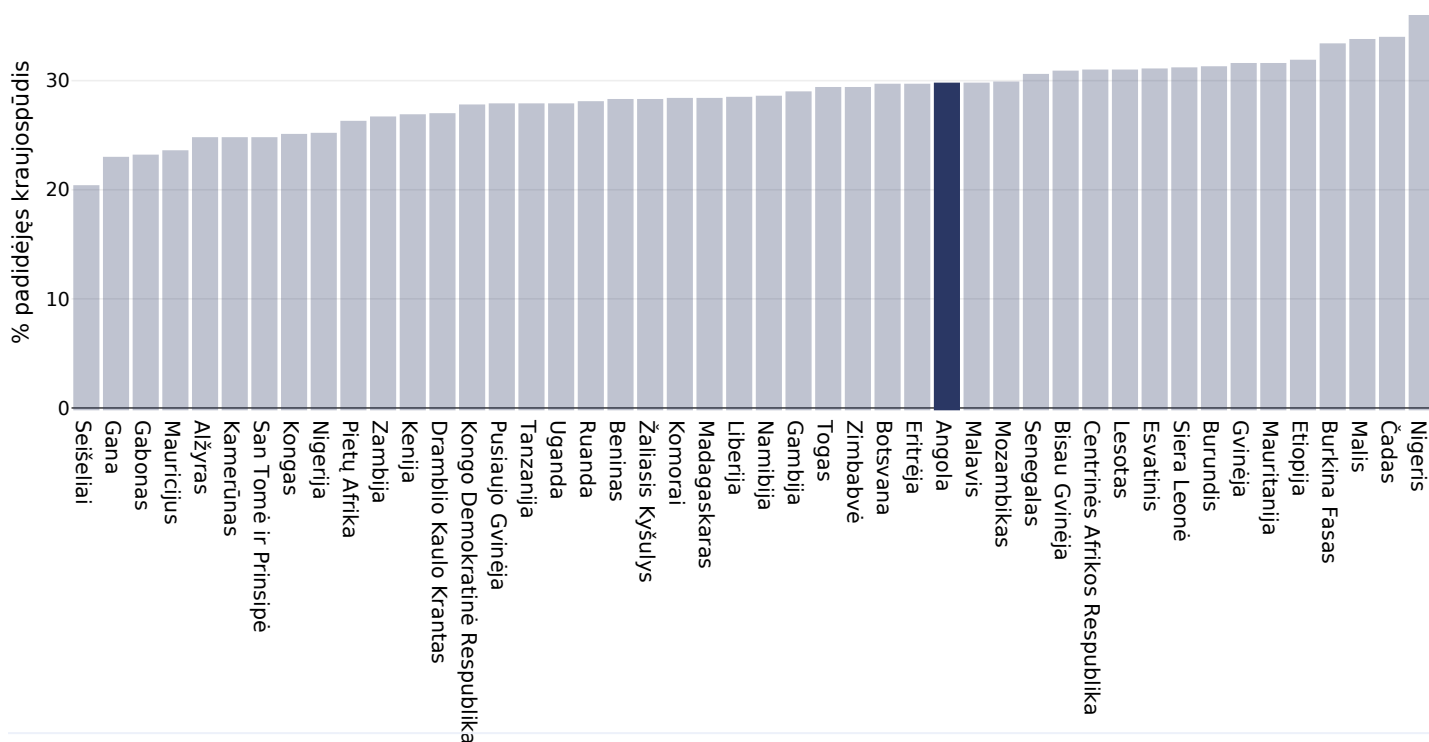
Nuorodos:

Global Health Observatory data repository, World Health Organisation,  
<http://apps.who.int/gho/data/node.main.A875?lang=en>

Apibrėžimai (anglų k.):

Age Standardised estimated % Raised blood pressure 2015 (SBP>=140 OR DBP>=90).

## Moterys, 2015



Nuorodos:

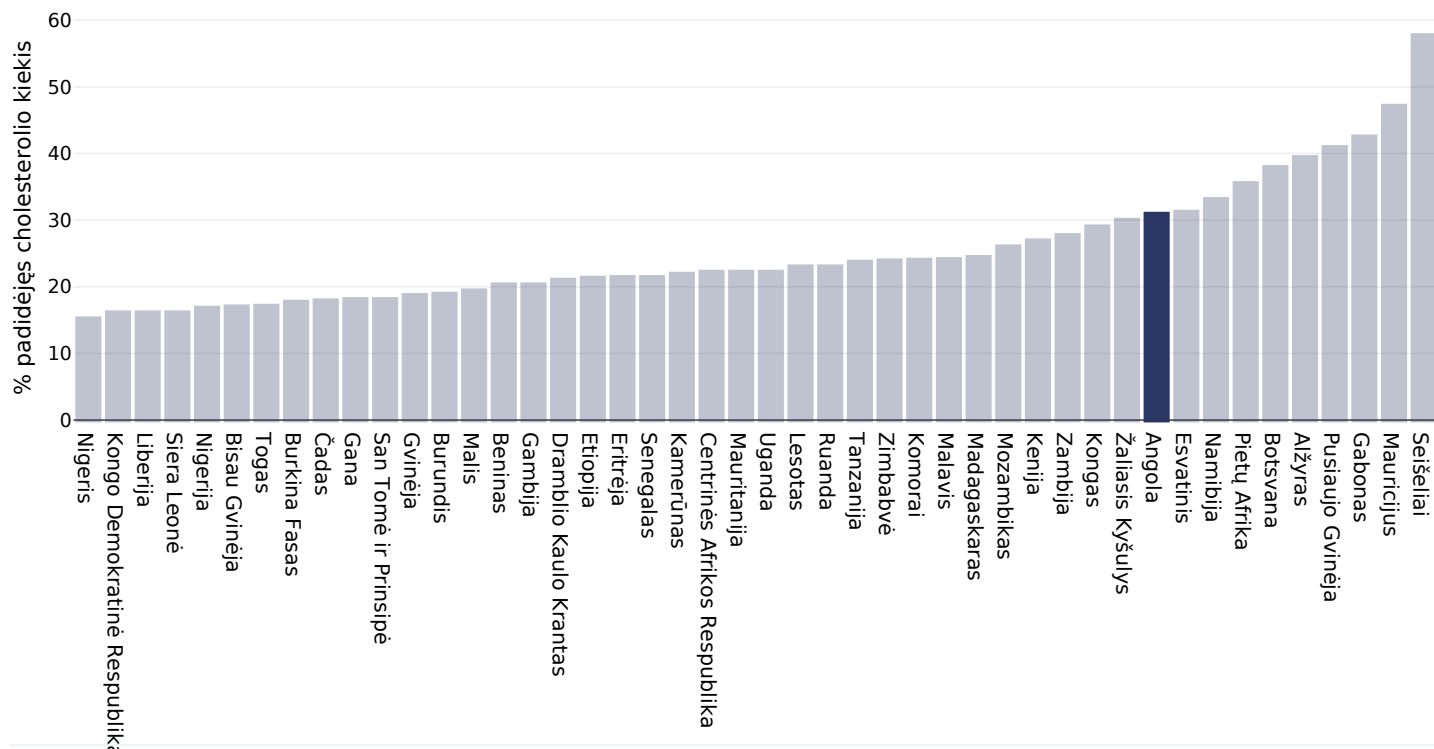
Global Health Observatory data repository, World Health Organisation,  
<http://apps.who.int/gho/data/node.main.A875?lang=en>

Apibrėžimai (anglų k.):

Age Standardised estimated % Raised blood pressure 2015 (SBP>=140 OR DBP>=90).

## Padidėjęs cholesterolio kiekis

### Suaugusieji, 2008



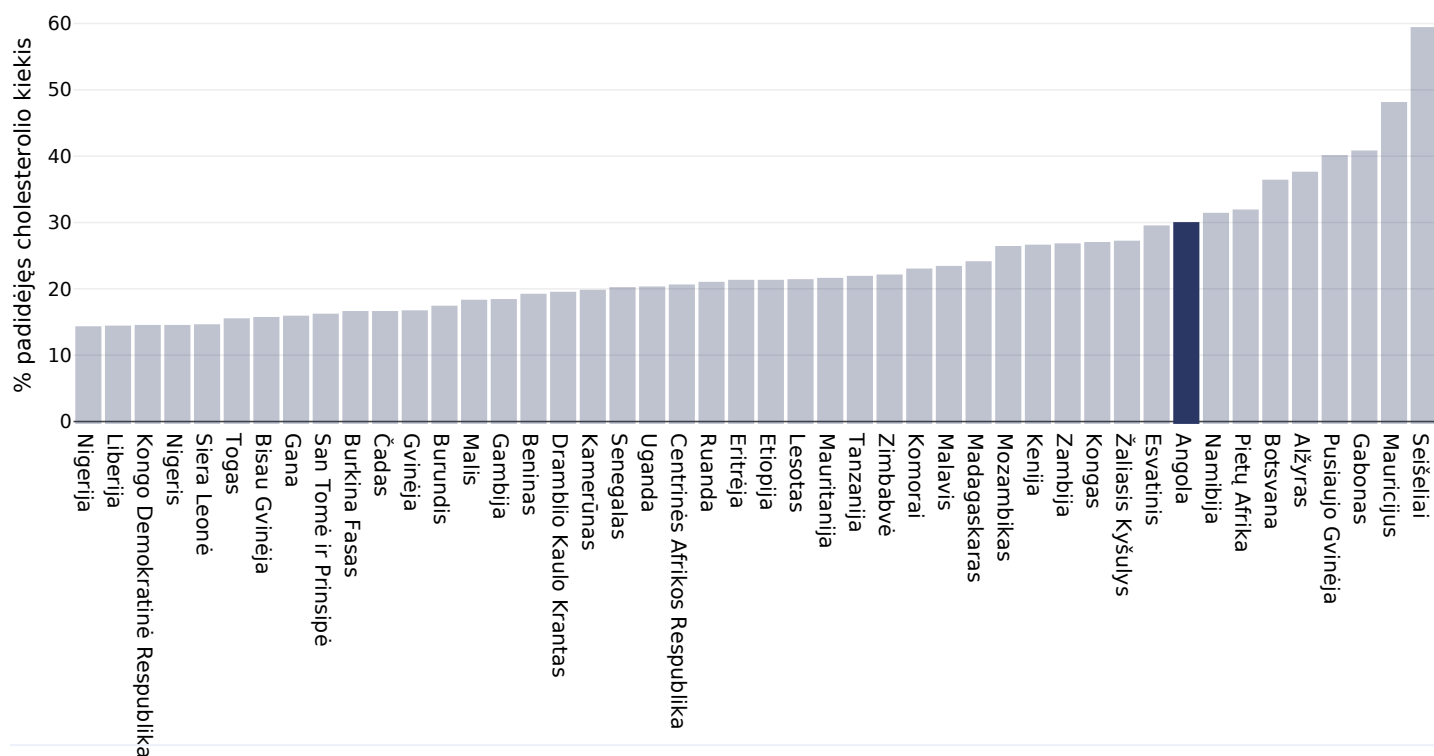
Nuorodos:

Global Health Observatory data repository, World Health Organisation, <http://apps.who.int/gho/data/node.main.A885>

Apibrėžimai (anglų k.):

% Raised total cholesterol (>= 5.0 mmol/L) (age-standardized estimate).

## Vyrai, 2008



Nuorodos:

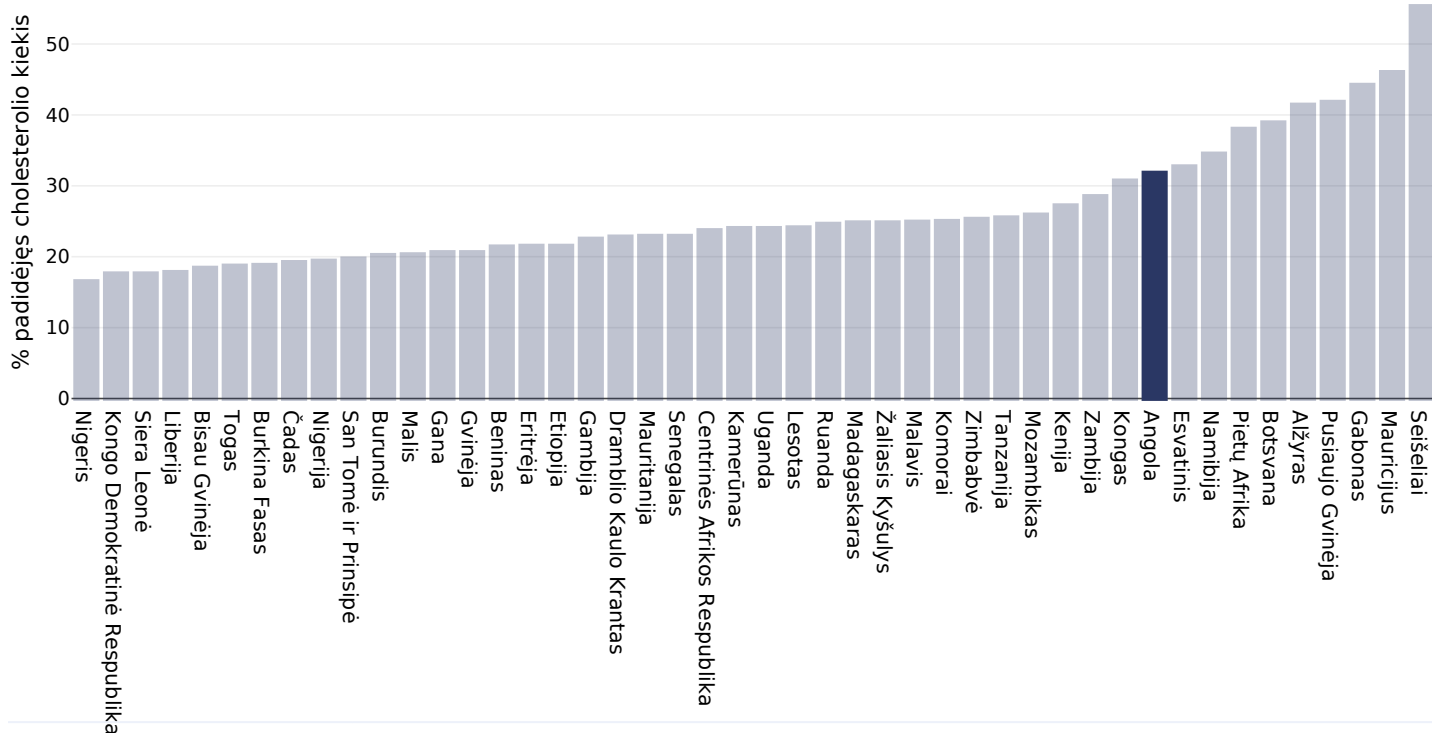
Global Health Observatory data repository, World Health Organisation, <http://apps.who.int/gho/data/node.main.A885>

Apibrėžimai (anglų k.):

% Raised total cholesterol ( $\geq 5.0$  mmol/L) (age-standardized estimate).



## Moterys, 2008



Nuorodos:

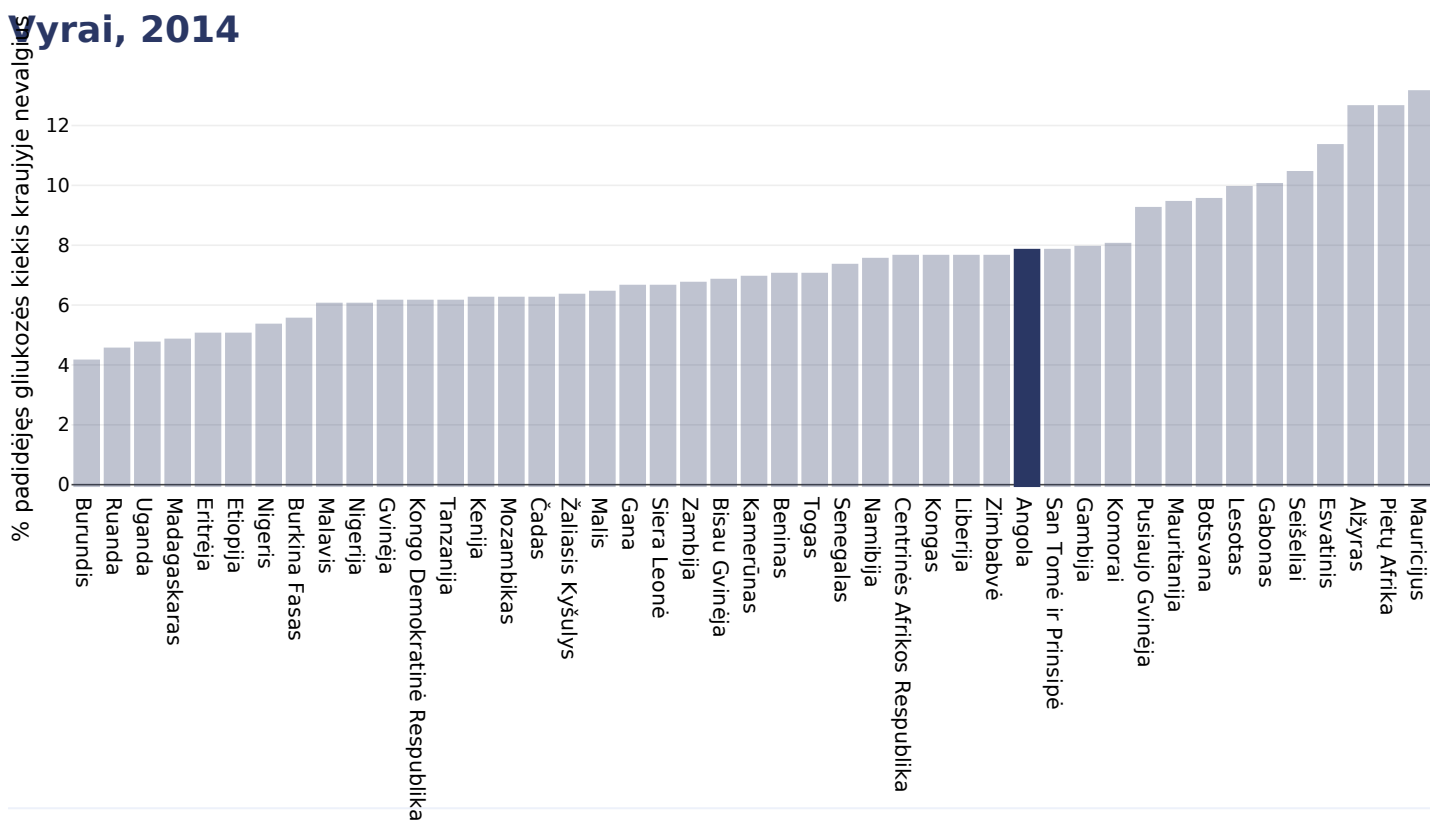
Global Health Observatory data repository, World Health Organisation, <http://apps.who.int/gho/data/node.main.A885>

Apibrėžimai (anglų k.):

% Raised total cholesterol (>= 5.0 mmol/L) (age-standardized estimate).

## Padidėjęs gliukozės kiekis kraujyje nevalgius

Vyrai, 2014



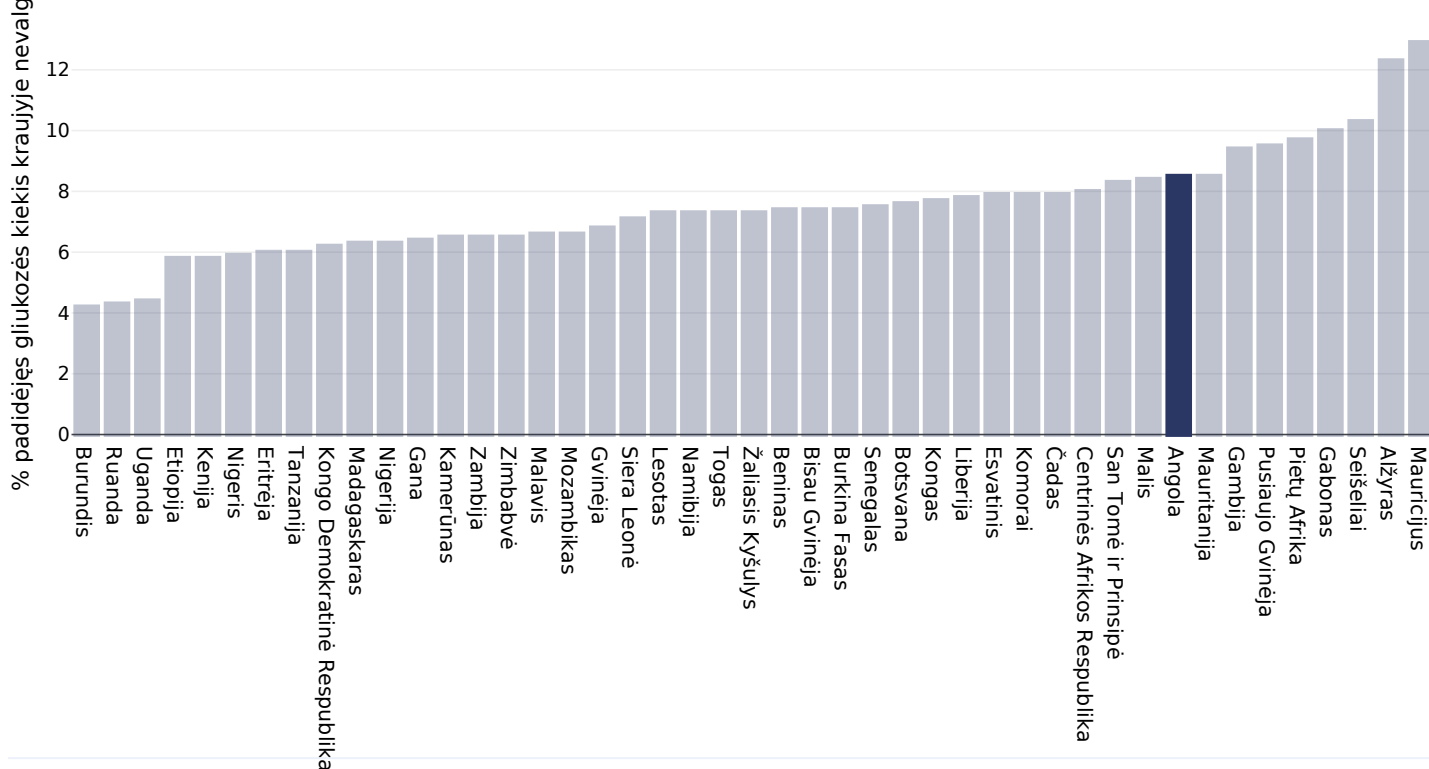
Nuorodos:

Global Health Observatory data repository, World Health Organisation,  
<http://apps.who.int/gho/data/node.main.A869?lang=en>

Apibrėžimai (anglų k.):

Age Standardised % raised fasting blood glucose ( $\geq 7.0$  mmol/L or on medication).

## Mothers, 2014



Nuorodos:

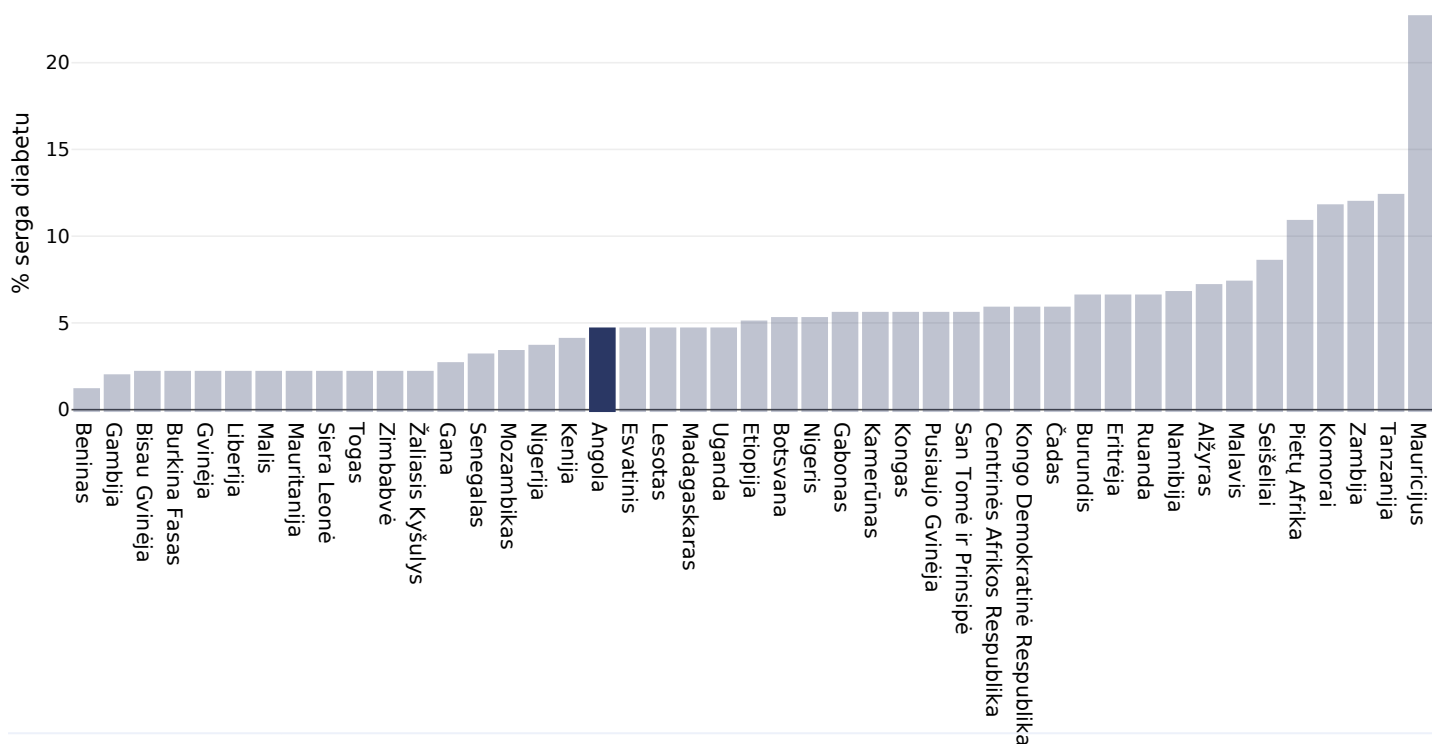
Global Health Observatory data repository, World Health Organisation,  
<http://apps.who.int/gho/data/node.main.A869?lang=en>

Apibrėžimai (anglų k.):

Age Standardised % raised fasting blood glucose (>= 7.0 mmol/L or on medication).

# Diabeto paplitimas

## Suaugusieji, 2021



Amžius: 20-79

Teritorija: Nacionalinis

Nuorodos: Reproduced with kind permission International Diabetes Federation. IDF Diabetes Atlas, 10th edn. Brussels, Belgium:International Diabetes Federation, 2021. <http://www.diabetesatlas.org>

Apibrėžimai (anglų k.): Age-adjusted comparative prevalence of diabetes, %

## Contextual factors

**Disclaimer:** These contextual factors should be interpreted with care. Results are updated as regularly as possible and use very specific criteria. The criteria used and full definitions are available for download at the bottom of this page.



### Labelling

<b>Is there mandatory nutrition labelling?</b>	<b>X</b>
Front-of-package labelling?	X
Back-of-pack nutrition declaration?	X
Color coding?	X
Warning label?	X



## Regulation and marketing

<b>Are there fiscal policies on unhealthy products?</b>	<b>X</b>
Tax on unhealthy foods?	X
Tax on unhealthy drinks?	X
<b>Are there fiscal policies on healthy products?</b>	<b>X</b>
Subsidy on fruits?	X
Subsidy on vegetables?	X
Subsidy on other healthy products?	X
<b>Mandatory limit or ban of trans fat (all settings)?</b>	<b>X</b>
Mandatory limit of trans fats in place (all settings)?	X
Ban on trans-fats or phos in place (all settings)?	X
<b>Are there any mandatory policies/marketing restrictions on the promotion of unhealthy food/drinks to children?</b>	<b>X</b>
Mandatory restriction on broadcast media?	X
Mandatory restriction on non-broadcast media?	X
Voluntary policies/marketing restrictions on the promotion of unhealthy food/drinks to children?	X
<b>Are there mandatory standards for food in schools?</b>	<b>X</b>
<b>Are there any mandatory nutrient limits in any manufactured food products?</b>	<b>X</b>
<b>Nutrition standards for public sector procurement?</b>	<b>X</b>



## Political will and support

<b>National obesity strategy or nutrition and physical activity national strategy?</b>	<b>X</b>
National obesity strategy?	X
National childhood obesity strategy?	X
Comprehensive nutrition strategy?	X
Comprehensive physical activity strategy?	X
<b>Evidence-based dietary guidelines and/or RDAs?</b>	<b>X</b>
<b>National target(s) on reducing obesity?</b>	<b>X</b>
<b>Guidelines/policy on obesity treatment?</b>	<b>X</b>
<b>Promotion of breastfeeding?</b>	<b>X</b>



## Monitoring and surveillance

<b>Monitoring of the prevalence and incidence for the main obesity-related NCDs and risk factors?</b>	<b>X</b>
Within 5 years?	X



## Governance and resource

<b>Multi-sectoral national co-ordination mechanism for obesity or nutrition (including obesity)?</b>	<b>X</b>
--	----------

### Key

**Present**     
 **Present (voluntary)**     
 **Incoming**     
 **Absent**     
 **Unknown**

Last updated September 13, 2022

PDF created on May 18, 2024