

# Report card

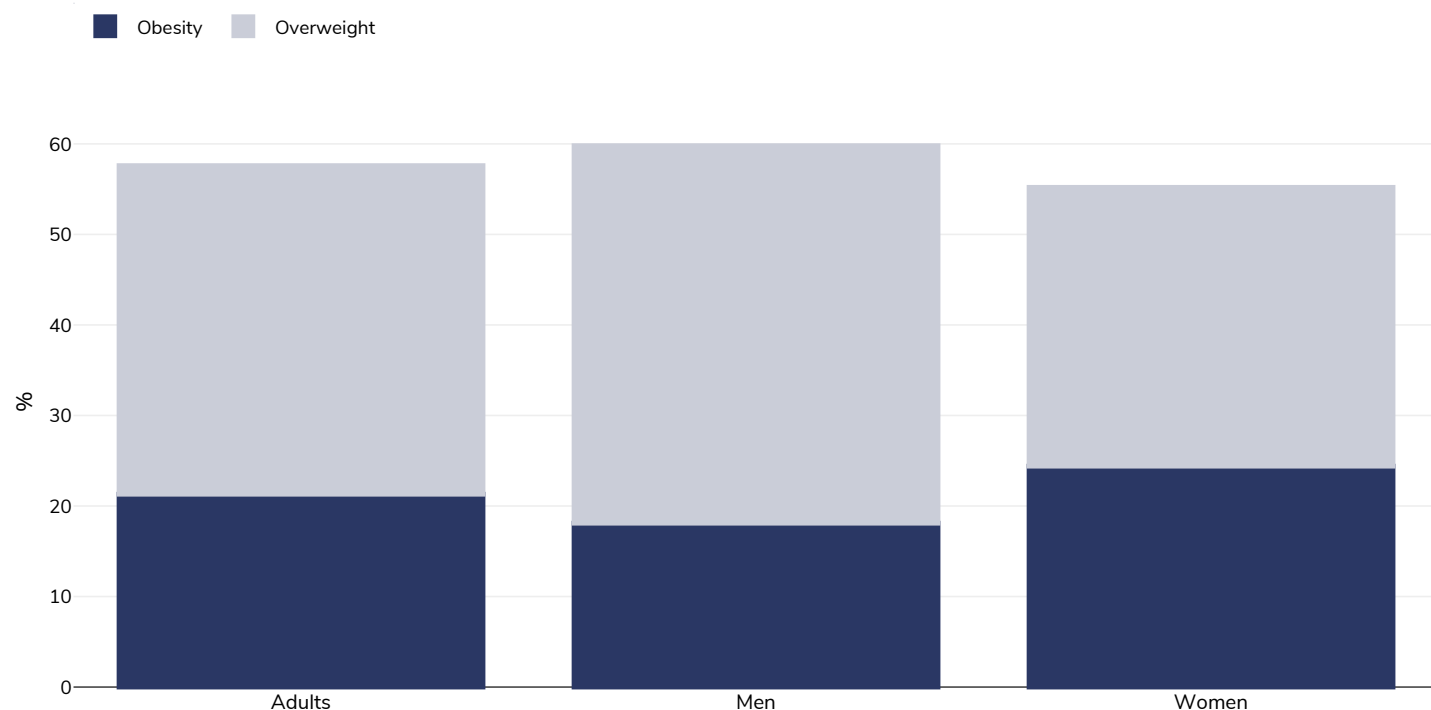
## Albania



Contents	Page
Obesity prevalence	2
Overweight/obesity by education	4
Overweight/obesity by age	6
Overweight/obesity by region	7
Overweight/obesity by socio-economic group	10
Insufficient physical activity	14
Prevalence of at least daily carbonated soft drink consumption	17
Estimated per capita fruit intake	18
Prevalence of less than daily fruit consumption	19
Prevalence of less than daily vegetable consumption	20
Estimated per-capita processed meat intake	21
Estimated per capita whole grains intake	22
Mental health - depression disorders	23
Mental health - anxiety disorders	24
% Infants exclusively breastfed 0-5 months	25
Oesophageal cancer	26
Breast cancer	28
Colorectal cancer	29
Pancreatic cancer	31
Gallbladder cancer	33
Kidney cancer	35
Cancer of the uterus	37
Raised blood pressure	38
Raised cholesterol	41
Raised fasting blood glucose	44
Diabetes prevalence	46
Contextual factors	47

## Obesity prevalence

### Adults, 2017-2018



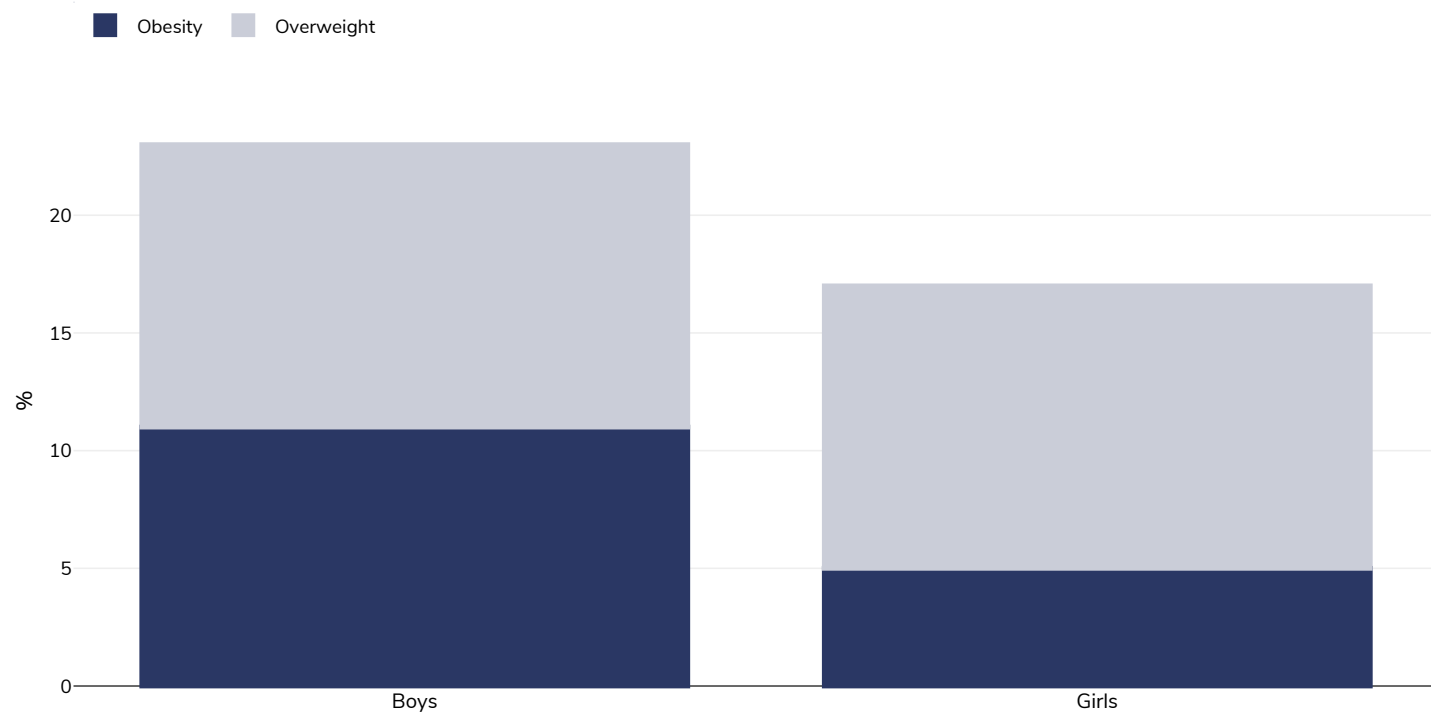
Survey type:	Measured
Age:	15-59
Sample size:	20053
Area covered:	National

References: Institute of Statistics, Institute of Public Health, and ICF. 2018. Albania Demographic and Health Survey 2017-18. Tirana, Albania: Institute of Statistics, Institute of Public Health, and ICF. <https://dhsprogram.com/pubs/pdf/FR348/FR348.pdf>

Notes: Demographic Health Survey data includes ever married women aged 15-49 years only and may include males aged 15-59. 14226 Women (Aged 15-59) 5827 Men (Aged 15-59) NB. Combined adult data estimated. These estimates were calculated by weighting male and female survey results. Weighting based on World Bank Population % total female 2019 (<https://data.worldbank.org/indicator/SP.POP.TOTL.FE.ZS> - accessed 30.09.20)

Unless otherwise noted, overweight refers to a BMI between 25kg and 29.9kg/m<sup>2</sup>, obesity refers to a BMI greater than 30kg/m<sup>2</sup>.

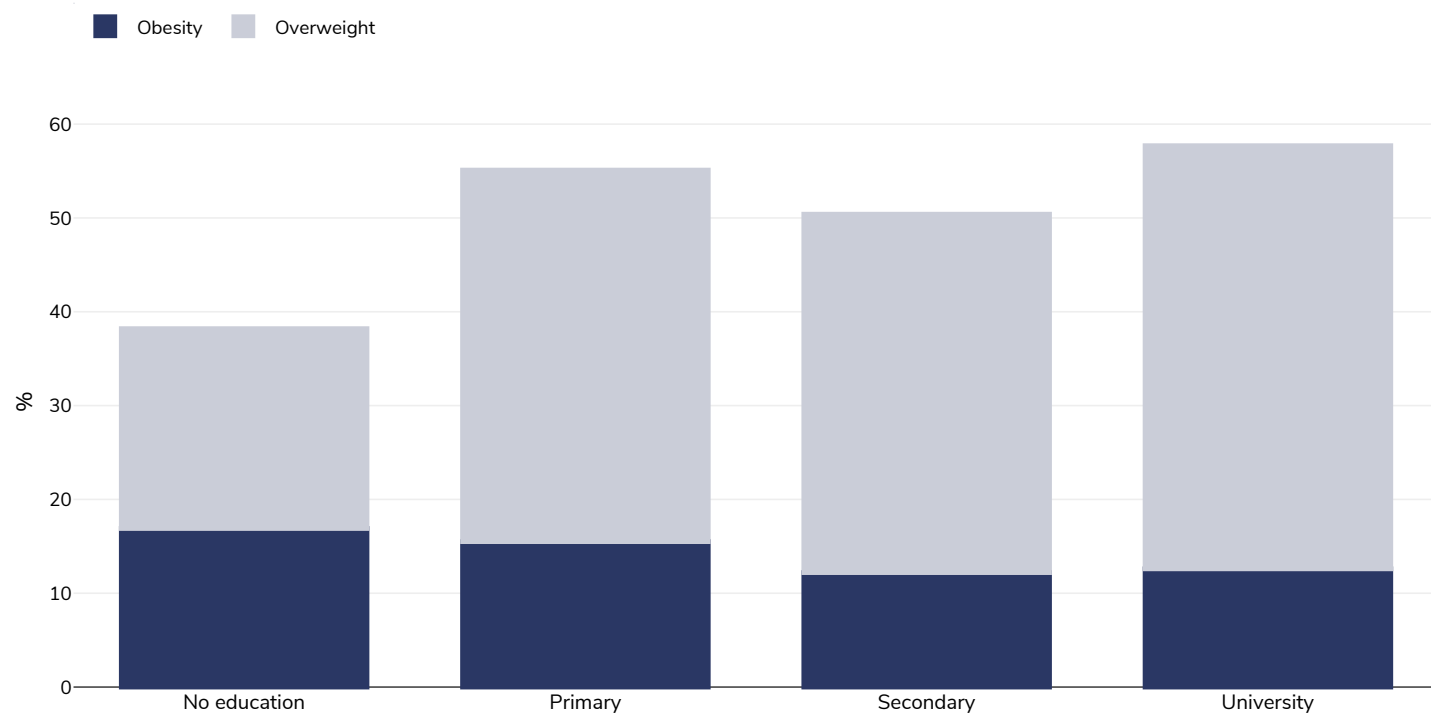
## Children, 2015-2017



Survey type:	Measured
Age:	8
Sample size:	3381
Area covered:	National
References:	COSI 2015-7. <a href="https://apps.who.int/iris/bitstream/handle/10665/341189/WHO-EURO-2021-2495-42251-58349-eng.pdf">https://apps.who.int/iris/bitstream/handle/10665/341189/WHO-EURO-2021-2495-42251-58349-eng.pdf</a> (Accessed 20.7.21)
Cutoffs:	WHO

## Overweight/obesity by education

### Men, 2017-2018



Survey type: Measured

Age: 15-49

Sample size: 20053

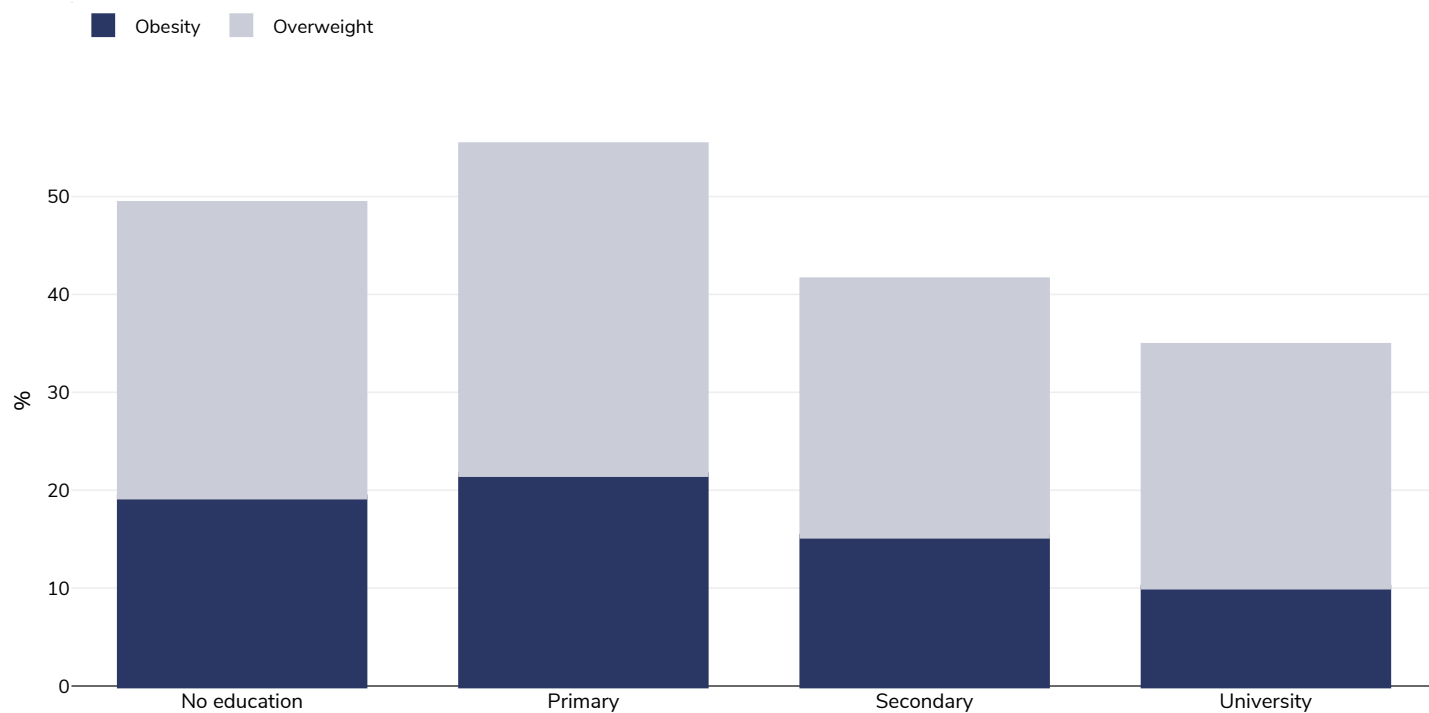
Area covered: National

References: Institute of Statistics, Institute of Public Health, and ICF. 2018. Albania Demographic and Health Survey 2017-18. Tirana, Albania: Institute of Statistics, Institute of Public Health, and ICF.  
<https://dhsprogram.com/pubs/pdf/FR348/FR348.pdf>

Notes: Demographic Health Survey data includes ever married women aged 15-49 years only and may include males aged 15-59.

Unless otherwise noted, overweight refers to a BMI between 25kg and 29.9kg/m<sup>2</sup>, obesity refers to a BMI greater than 30kg/m<sup>2</sup>.

## Women, 2017-2018



Survey type: Measured

Age: 15-49

Sample size: 20053

Area covered: National

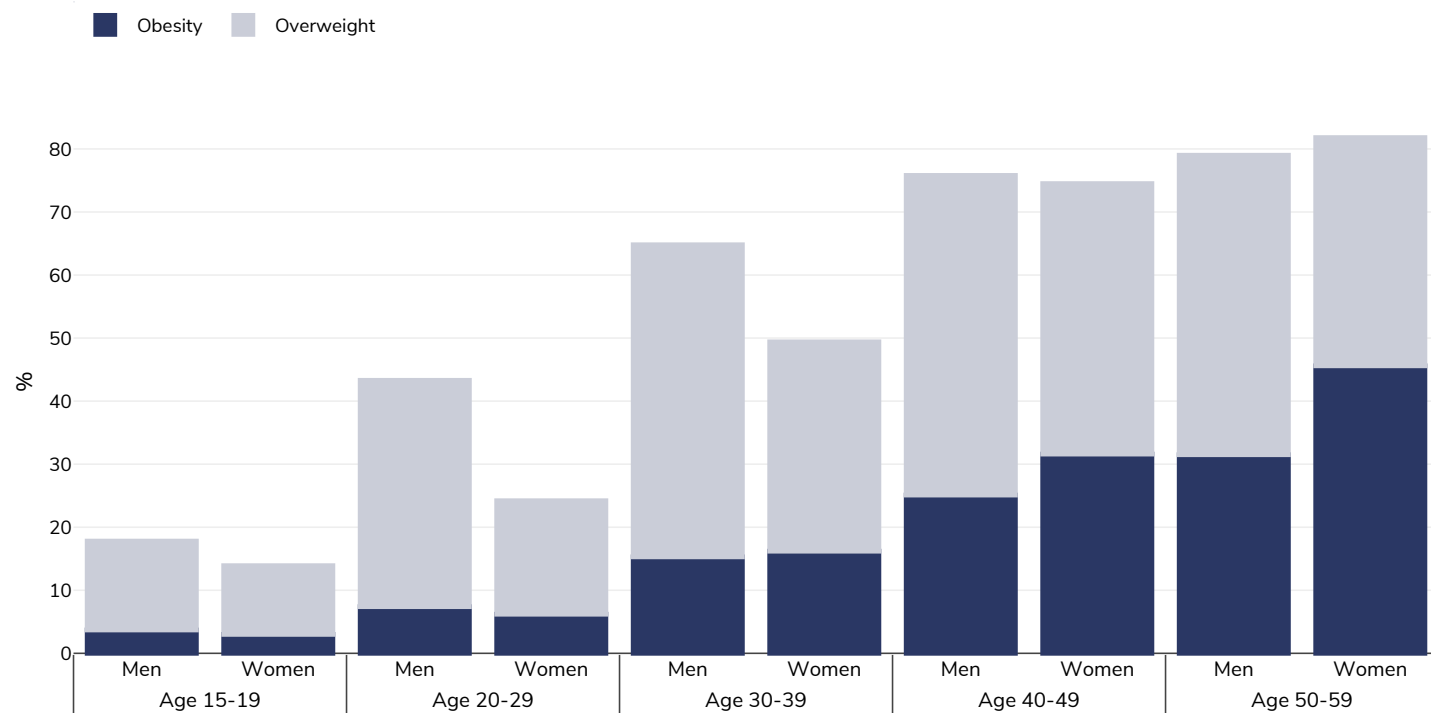
References: Institute of Statistics, Institute of Public Health, and ICF. 2018. Albania Demographic and Health Survey 2017-18. Tirana, Albania: Institute of Statistics, Institute of Public Health, and ICF. <https://dhsprogram.com/pubs/pdf/FR348/FR348.pdf>

Notes: Demographic Health Survey data includes ever married women aged 15-49 years only and may include males aged 15-59.

Unless otherwise noted, overweight refers to a BMI between 25kg and 29.9kg/m<sup>2</sup>, obesity refers to a BMI greater than 30kg/m<sup>2</sup>.

## Overweight/obesity by age

### Adults, 2017-2018



Survey type: Measured

Sample size: 20053

Area covered: National

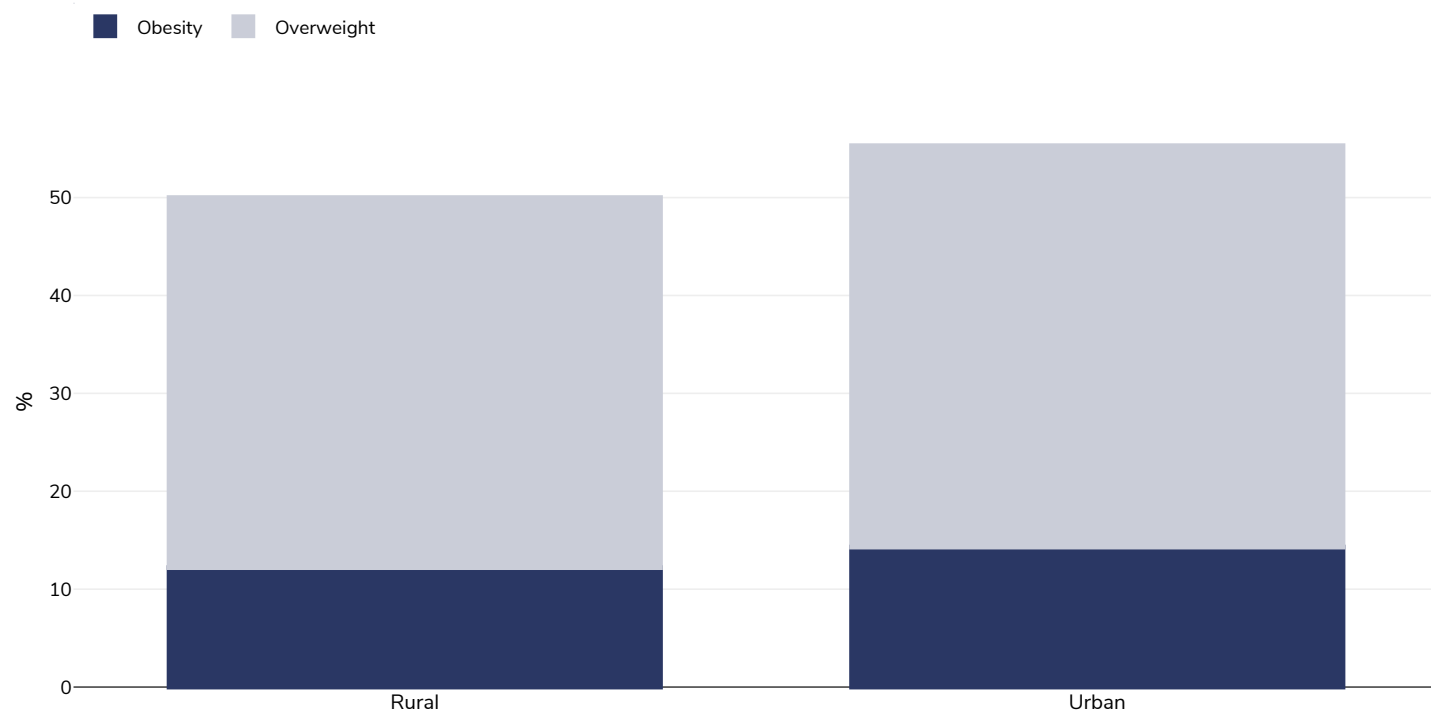
References: Institute of Statistics, Institute of Public Health, and ICF. 2018. Albania Demographic and Health Survey 2017-18. Tirana, Albania: Institute of Statistics, Institute of Public Health, and ICF.

Notes: Demographic Health Survey data includes ever married women aged 15-49 years only and may include males aged 15-59.

Unless otherwise noted, overweight refers to a BMI between 25kg and 29.9kg/m<sup>2</sup>, obesity refers to a BMI greater than 30kg/m<sup>2</sup>.

## Overweight/obesity by region

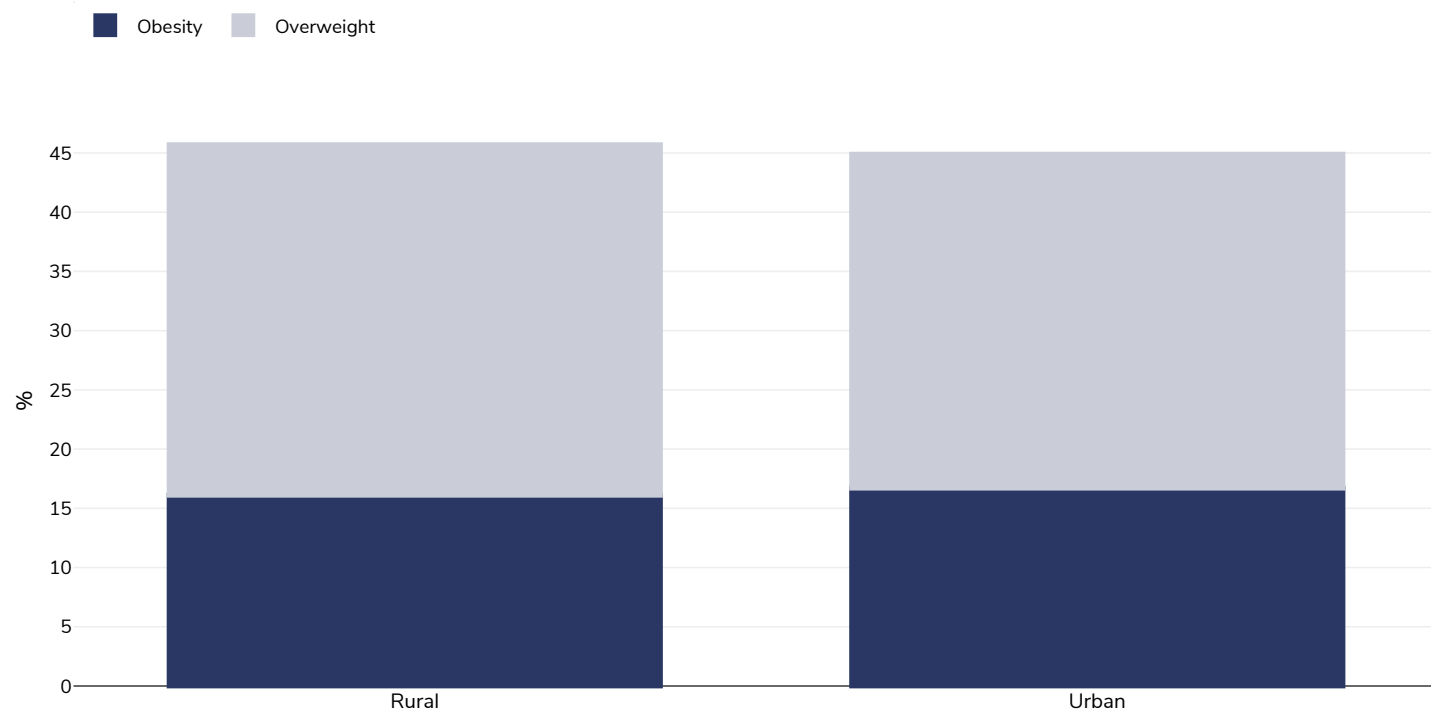
### Men, 2017-2018



Survey type:	Measured
Age:	15-49
Sample size:	20053
Area covered:	National
References:	Institute of Statistics, Institute of Public Health, and ICF. 2018. Albania Demographic and Health Survey 2017-18. Tirana, Albania: Institute of Statistics, Institute of Public Health, and ICF.
Notes:	Demographic Health Survey data includes ever married women aged 15-49 years only and may include males aged 15-59.

Unless otherwise noted, overweight refers to a BMI between 25kg and 29.9kg/m<sup>2</sup>, obesity refers to a BMI greater than 30kg/m<sup>2</sup>.

## Women, 2017-2018

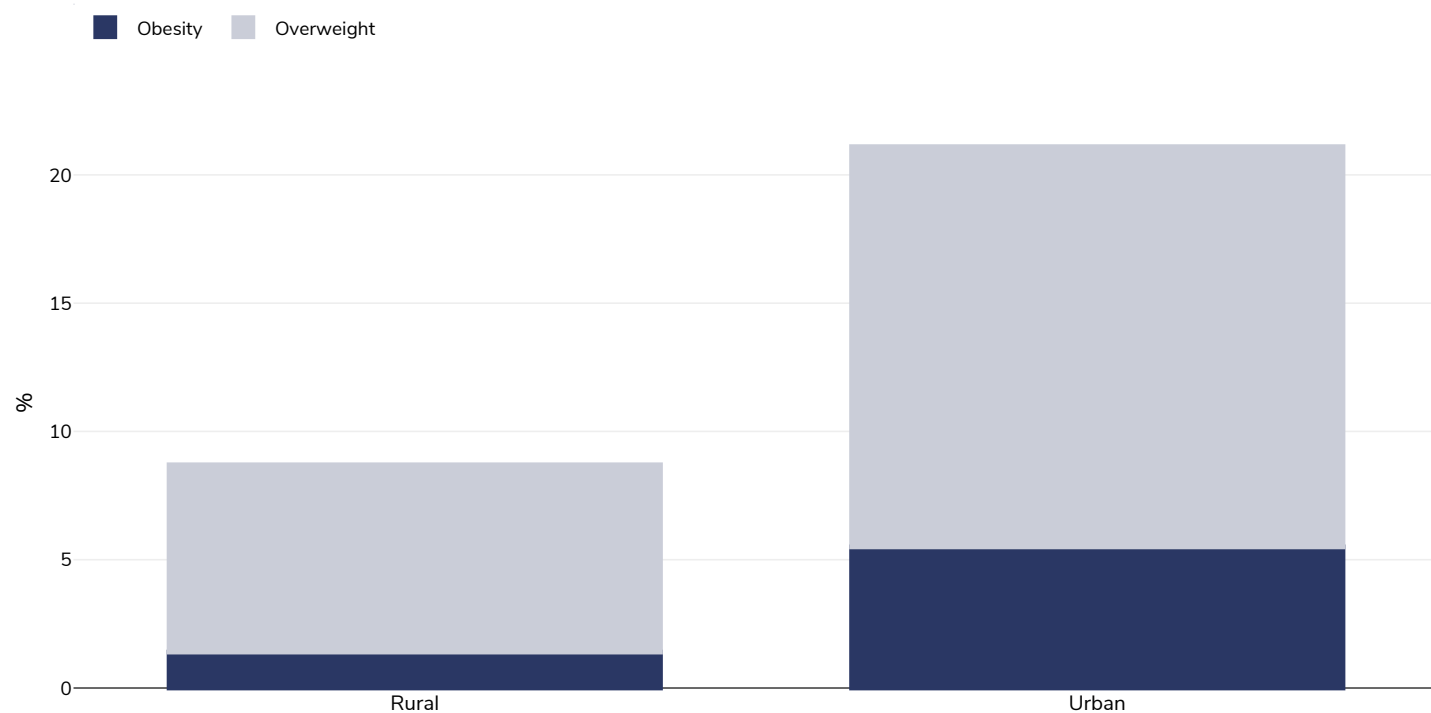


Survey type:	Measured
Age:	15-49
Sample size:	20053
Area covered:	National
References:	Institute of Statistics, Institute of Public Health, and ICF. 2018. Albania Demographic and Health Survey 2017-18. Tirana, Albania: Institute of Statistics, Institute of Public Health, and ICF.
Notes:	Demographic Health Survey data includes ever married women aged 15-49 years only and may include males aged 15-59.

Unless otherwise noted, overweight refers to a BMI between 25kg and 29.9kg/m<sup>2</sup>, obesity refers to a BMI greater than 30kg/m<sup>2</sup>.



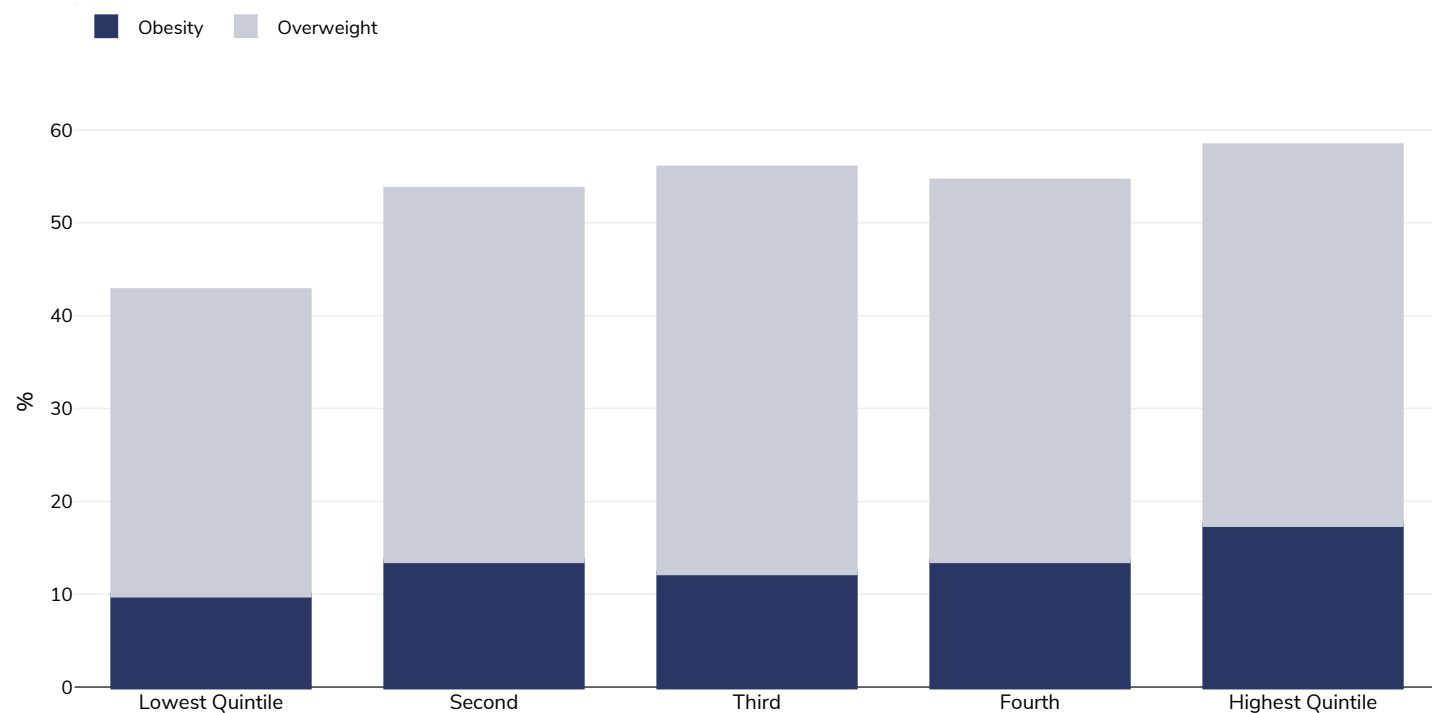
## Children, 2013



Survey type:	Measured
Age:	7-9
Sample size:	5810
Area covered:	National
References:	Hyska J, Mersini E, Mone I, Burazeri G. Prevalence and demographic correlates of overweight and obesity among children in a transitional southeastern European population. <i>J Community Health</i> . 2014 Oct;39(5):828-34. doi: 10.1007/s10900-014-9888-9.
Notes:	IOTF Cut off WHO International cut off available
Cutoffs:	IOTF

## Overweight/obesity by socio-economic group

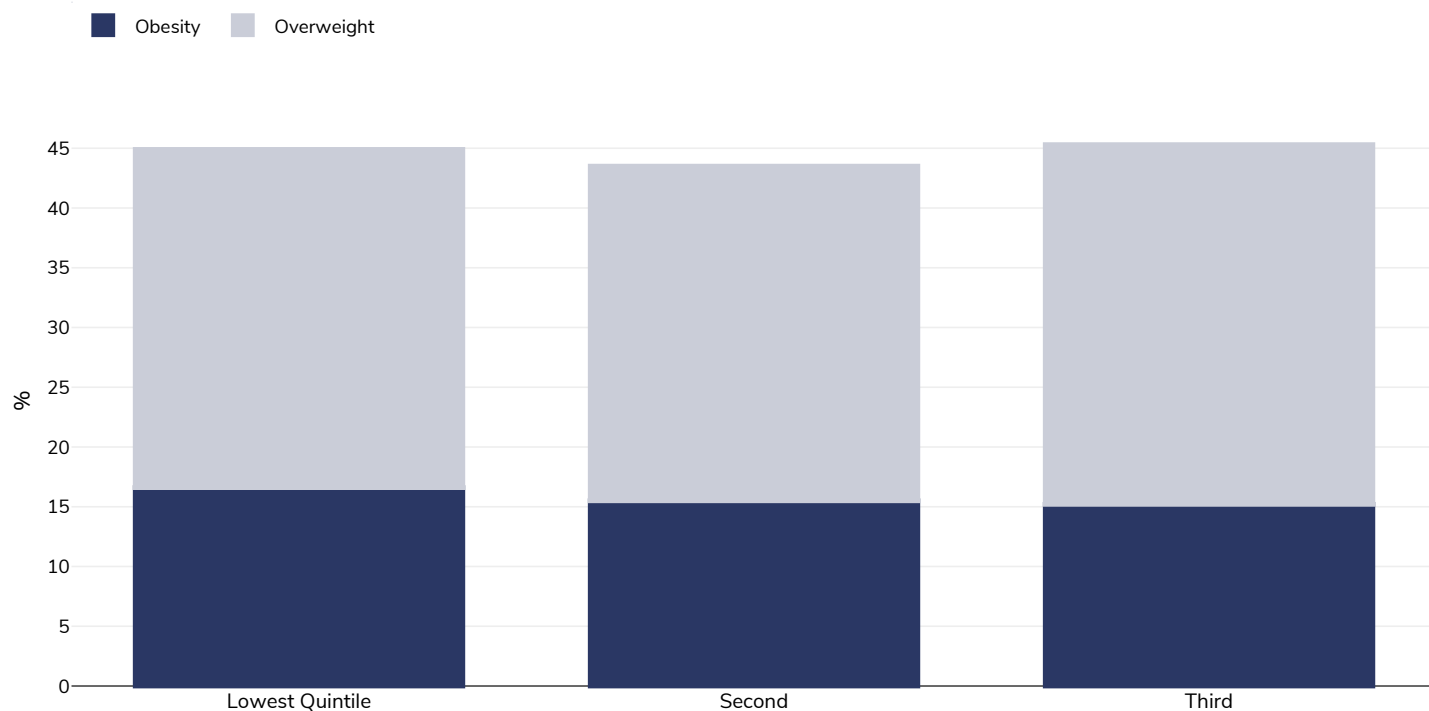
### Men, 2017-2018



Survey type:	Measured
Age:	15-49
Sample size:	20053
Area covered:	National
References:	Institute of Statistics, Institute of Public Health, and ICF. 2018. Albania Demographic and Health Survey 2017-18. Tirana, Albania: Institute of Statistics, Institute of Public Health, and ICF. <a href="https://dhsprogram.com/pubs/pdf/FR348/FR348.pdf">https://dhsprogram.com/pubs/pdf/FR348/FR348.pdf</a>

Unless otherwise noted, overweight refers to a BMI between 25kg and 29.9kg/m<sup>2</sup>, obesity refers to a BMI greater than 30kg/m<sup>2</sup>.

## Women, 2017-2018



Survey type: Measured

Age: 15-49

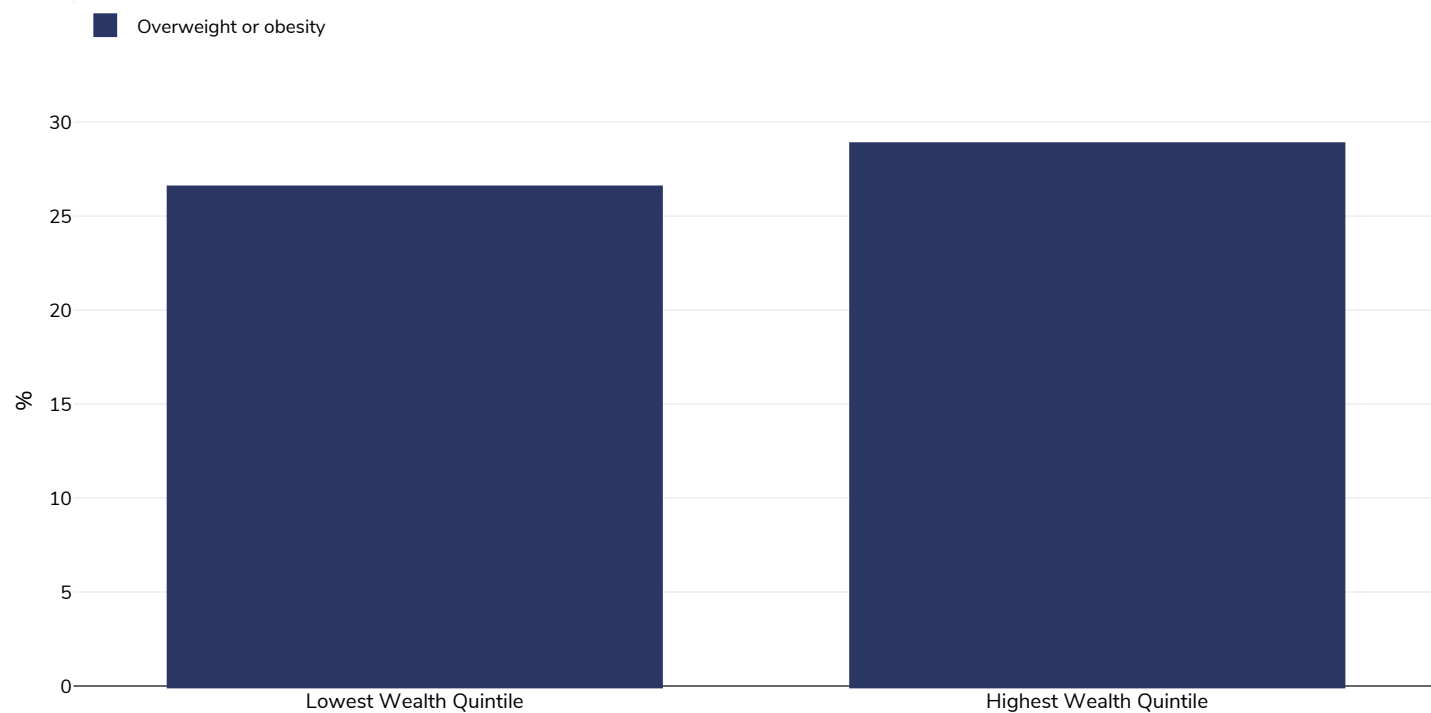
Sample size: 20053

Area covered: National

References: Institute of Statistics, Institute of Public Health, and ICF. 2018. Albania Demographic and Health Survey 2017-18. Tirana, Albania: Institute of Statistics, Institute of Public Health, and ICF.  
<https://dhsprogram.com/pubs/pdf/FR348/FR348.pdf>

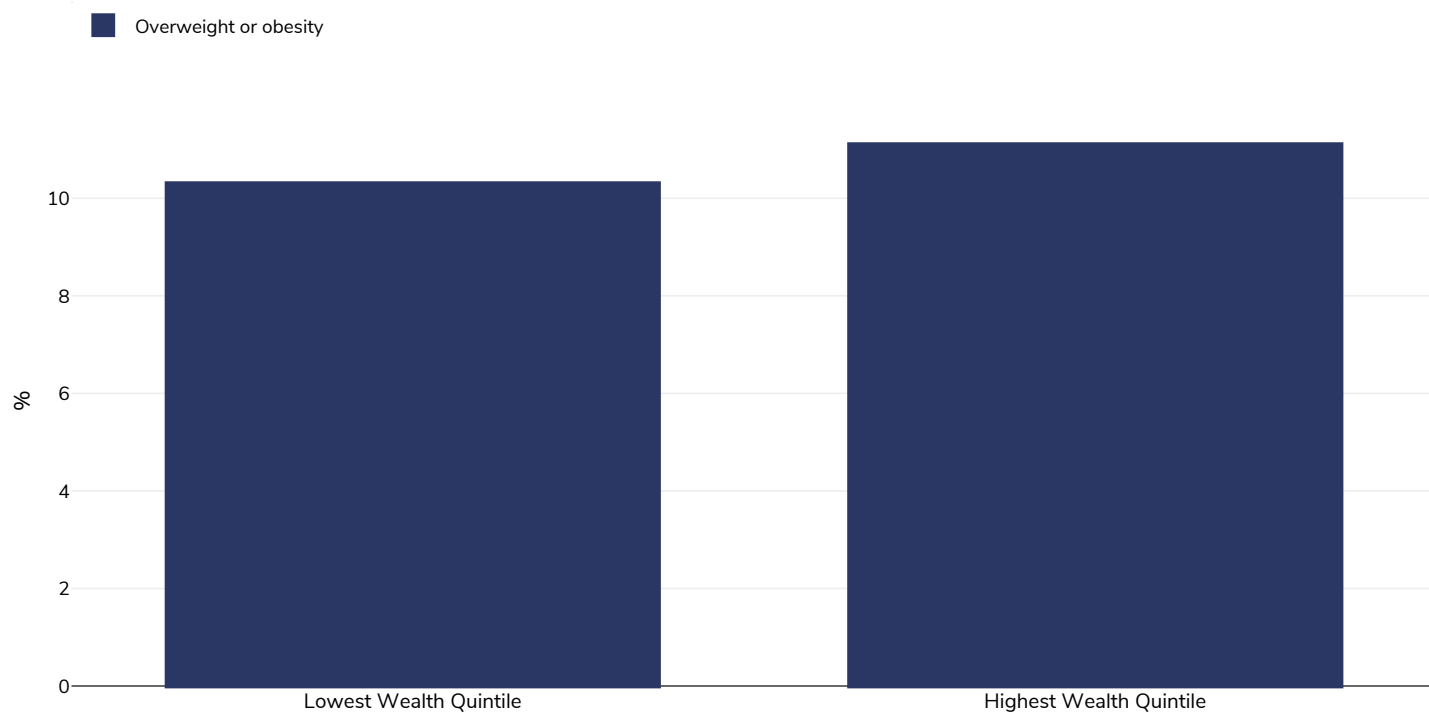
Unless otherwise noted, overweight refers to a BMI between 25kg and 29.9kg/m<sup>2</sup>, obesity refers to a BMI greater than 30kg/m<sup>2</sup>.

## Boys, 2008-2009



Survey type:	Measured
Age:	15-19
Sample size:	1725
Area covered:	National
References:	Benedict, Rukundo K., Allison Schmale, and Sorrel Namaste. 2018. Adolescent Nutrition 2000-2017: DHS Data on Adolescents Age 15-19. DHS Comparative Report No. 47. Rockville, Maryland, USA: ICF. Institute of Statistics, Institute of Public Health/Albania and ICF Macro. 2010. Albania Demographic and Health Survey 2008-09. Tirana, Albania: Institute of Statistics, Institute of Public Health/Albania and ICF Macro.
Notes:	1158 girls and 567 boys
Definitions:	BMI for age: between +1 SD and +2 SD is overweight and greater than +2 SD is obesity
Cutoffs:	WHO 2007

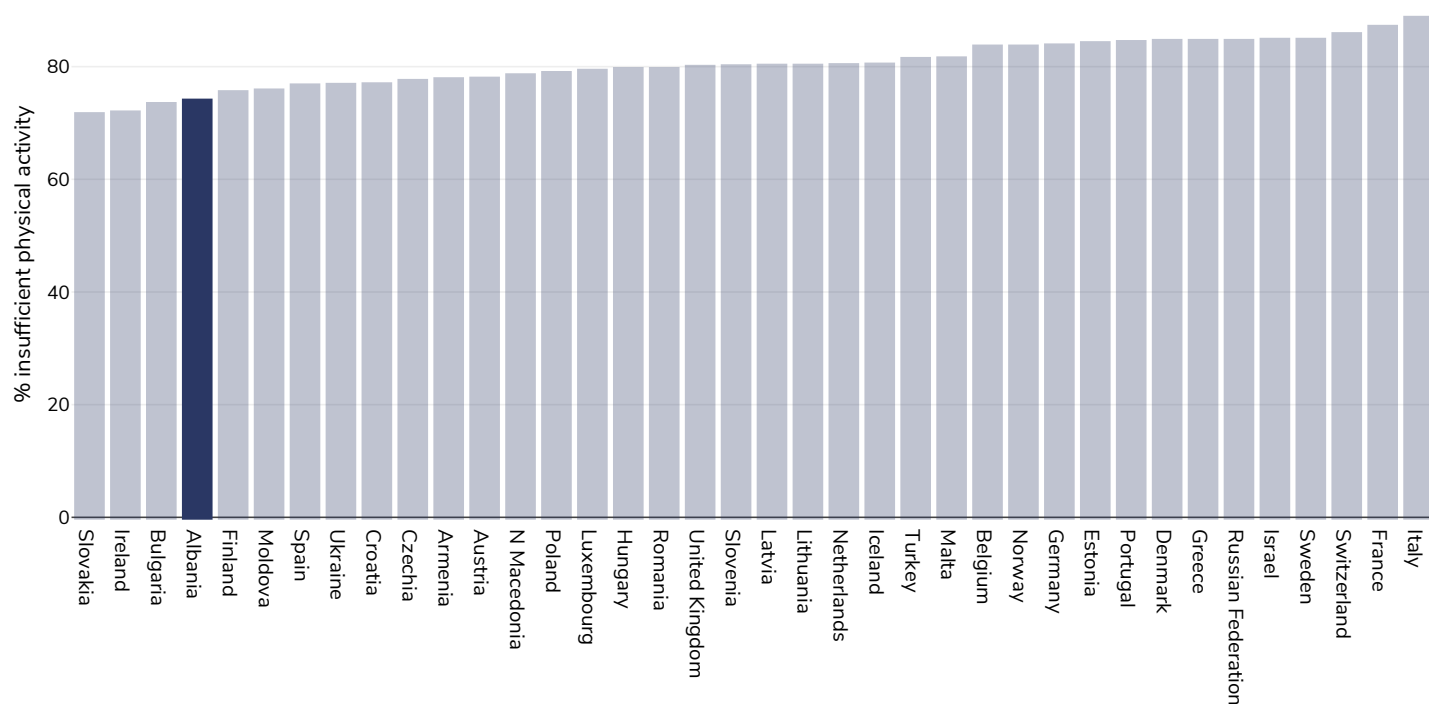
## Girls, 2008-2009



Survey type:	Measured
Age:	15-19
Sample size:	1725
Area covered:	National
References:	Benedict, Rukundo K., Allison Schmale, and Sorrel Namaste. 2018. Adolescent Nutrition 2000-2017: DHS Data on Adolescents Age 15-19. DHS Comparative Report No. 47. Rockville, Maryland, USA: ICF. Institute of Statistics, Institute of Public Health/Albania and ICF Macro. 2010. Albania Demographic and Health Survey 2008-09. Tirana, Albania: Institute of Statistics, Institute of Public Health/Albania and ICF Macro.
Notes:	1158 girls and 567 boys
Definitions:	BMI for age: between +1 SD and +2 SD is overweight and greater than +2 SD is obesity
Cutoffs:	WHO 2007

## Insufficient physical activity

### Children, 2016



Survey type: Self-reported

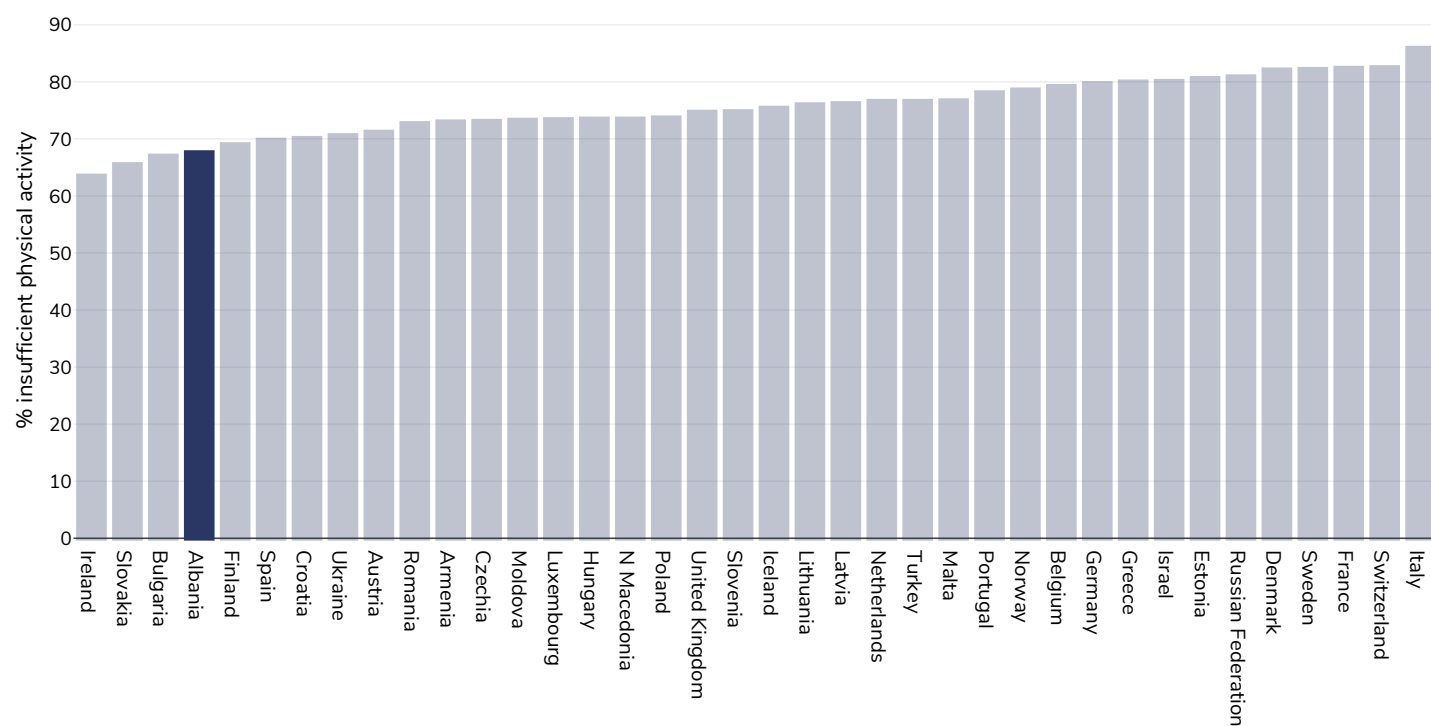
Age: 11-17

References: Global Health Observatory data repository, World Health Organisation, <https://apps.who.int/gho/data/node.main.A893ADO?lang=en> (last accessed 16.03.21)

Notes: % of school going adolescents not meeting WHO recommendations on Physical Activity for Health, i.e. doing less than 60 minutes of moderate- to vigorous-intensity physical activity daily.

Definitions: % Adolescents insufficiently active (age standardised estimate)

## Boys, 2016



Survey type:

Self-reported

Age:

11-17

References:

Global Health Observatory data repository, World Health Organisation, <https://apps.who.int/gho/data/node.main.A893ADO?lang=en> (last accessed 16.03.21)

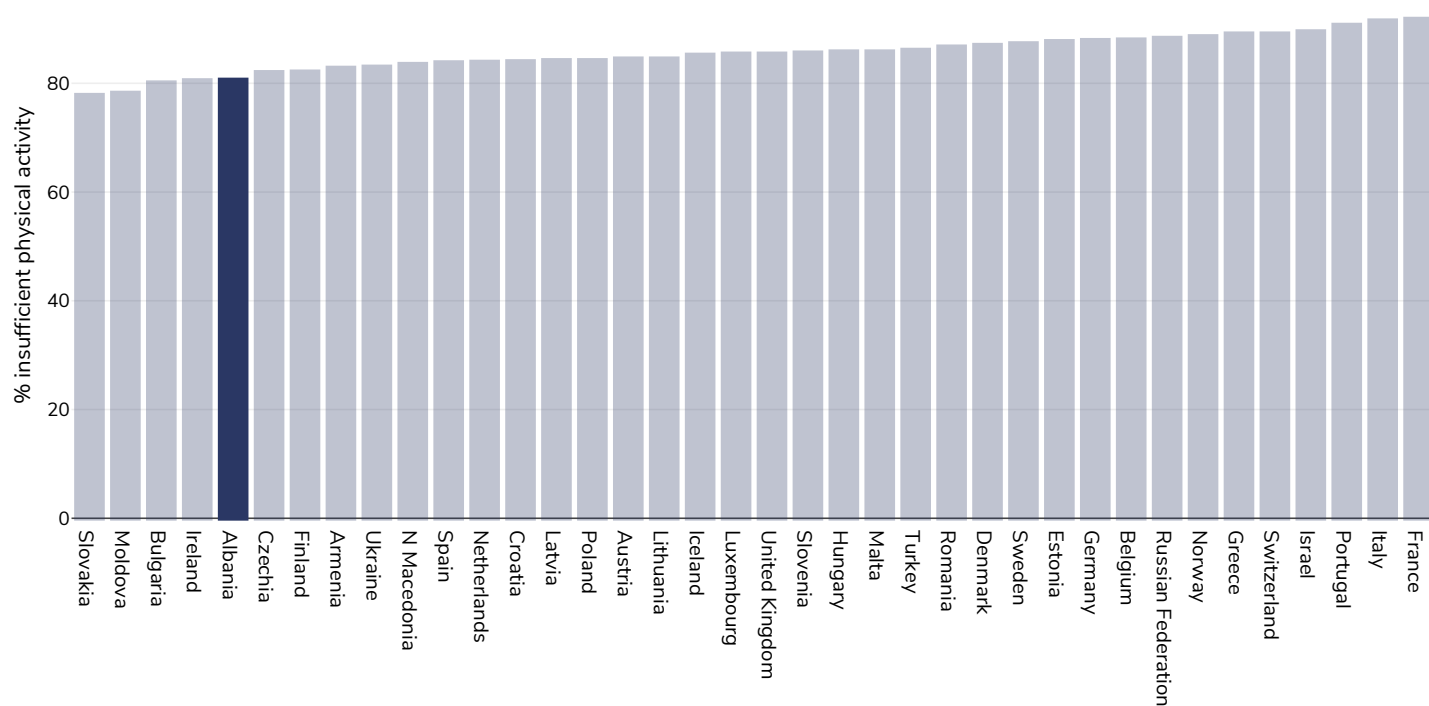
Notes:

% of school going adolescents not meeting WHO recommendations on Physical Activity for Health, i.e. doing less than 60 minutes of moderate- to vigorous-intensity physical activity daily.

Definitions:

% Adolescents insufficiently active (age standardised estimate)

## Girls, 2016



Survey type:

Self-reported

Age:

11-17

References:

Global Health Observatory data repository, World Health Organisation, <https://apps.who.int/gho/data/node.main.A893ADO?lang=en> (last accessed 16.03.21)

Notes:

% of school going adolescents not meeting WHO recommendations on Physical Activity for Health, i.e. doing less than 60 minutes of moderate- to vigorous-intensity physical activity daily.

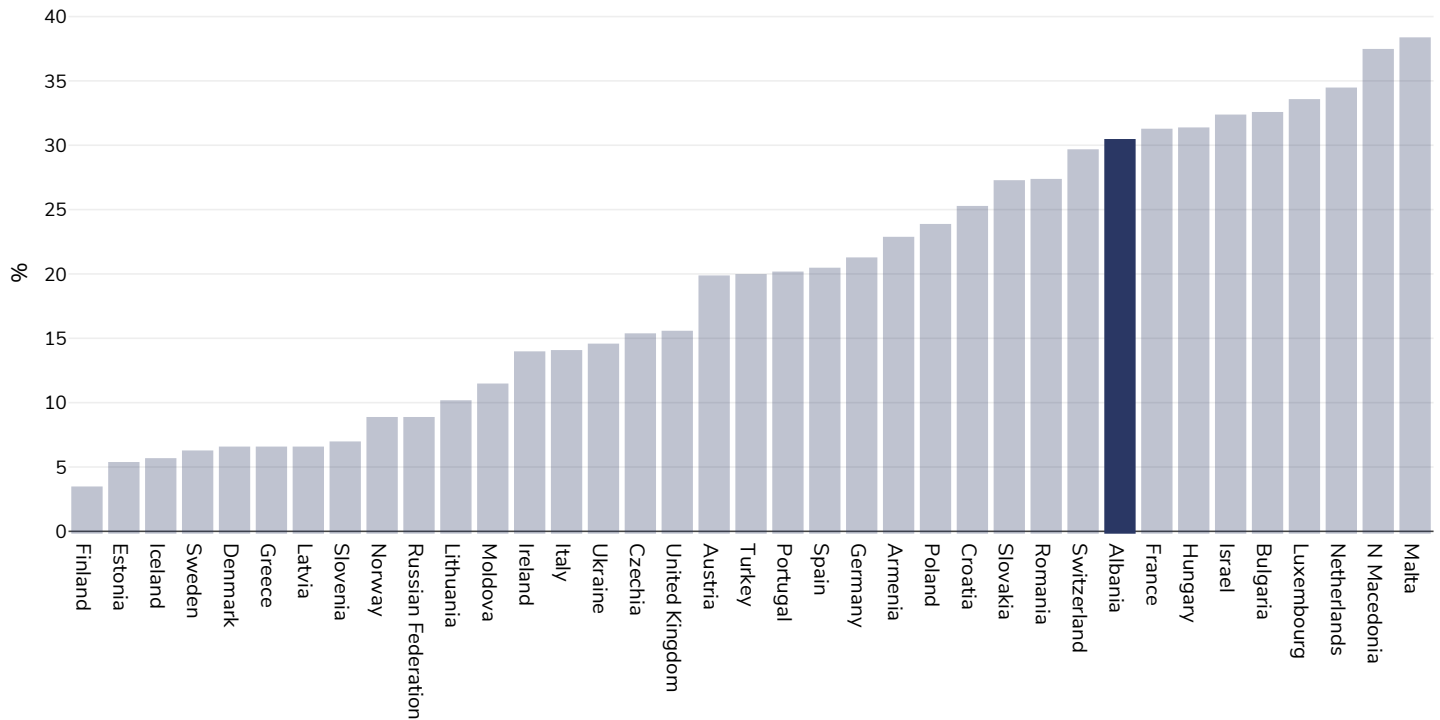
Definitions:

% Adolescents insufficiently active (age standardised estimate)



## Prevalence of at least daily carbonated soft drink consumption

### Children, 2010-2014



Survey type:

Measured

References:

World Health Organization. (2017). Adolescent obesity and related behaviours: Trends and inequalities in the who european region, 2002-2014: observations from the Health Behavior in School-aged Children (HBSC) WHO collaborative cross-national study (J. Inchley, D. Currie, J. Jewel, J. Breda, & V. Barnekow, Eds.). World Health Organization. Sourced from Food Systems Dashboard <http://www.foodsystemsdashboard.org>

Notes:

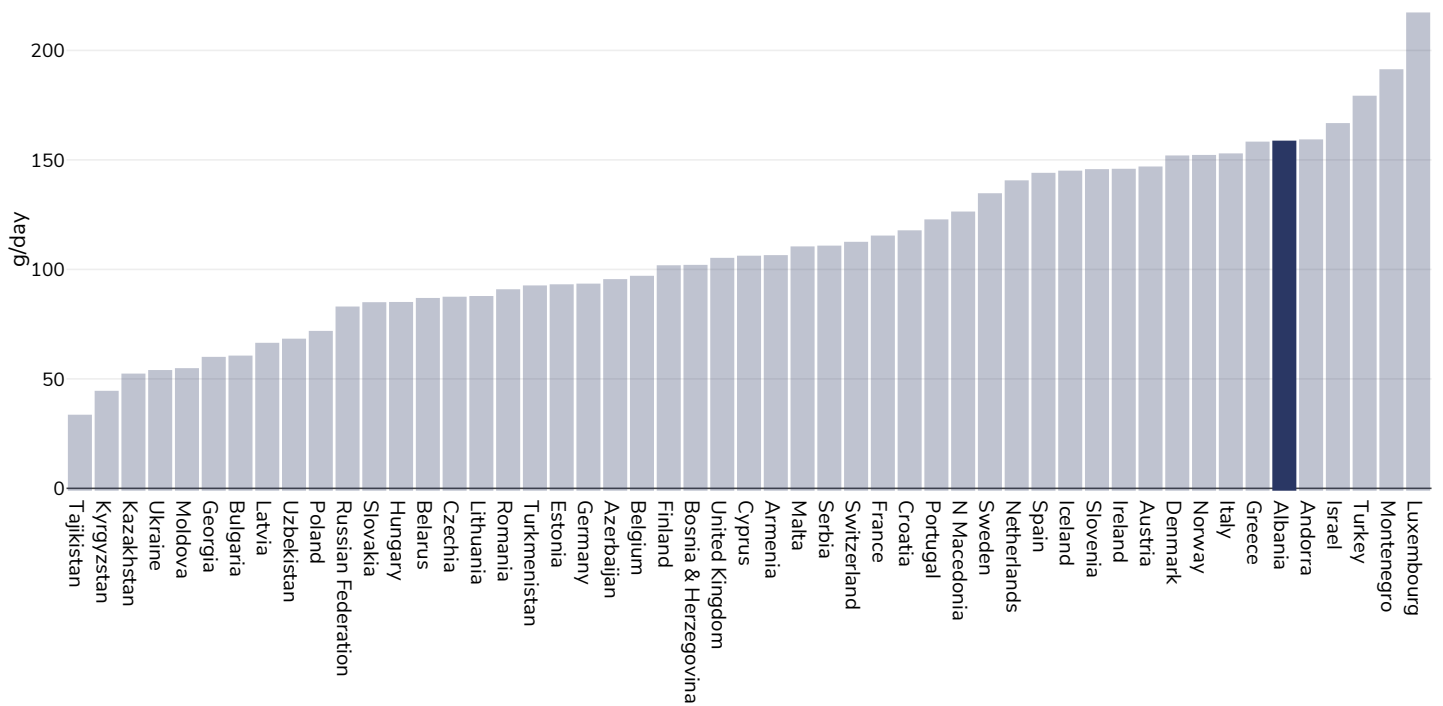
15-year-old adolescents

Definitions:

Prevalence of at least daily carbonated soft drink consumption (% of at least daily carbonated soft drink consumption)

## Estimated per capita fruit intake

Adults, 2017



Survey type:

Measured

Age:

25+

References:

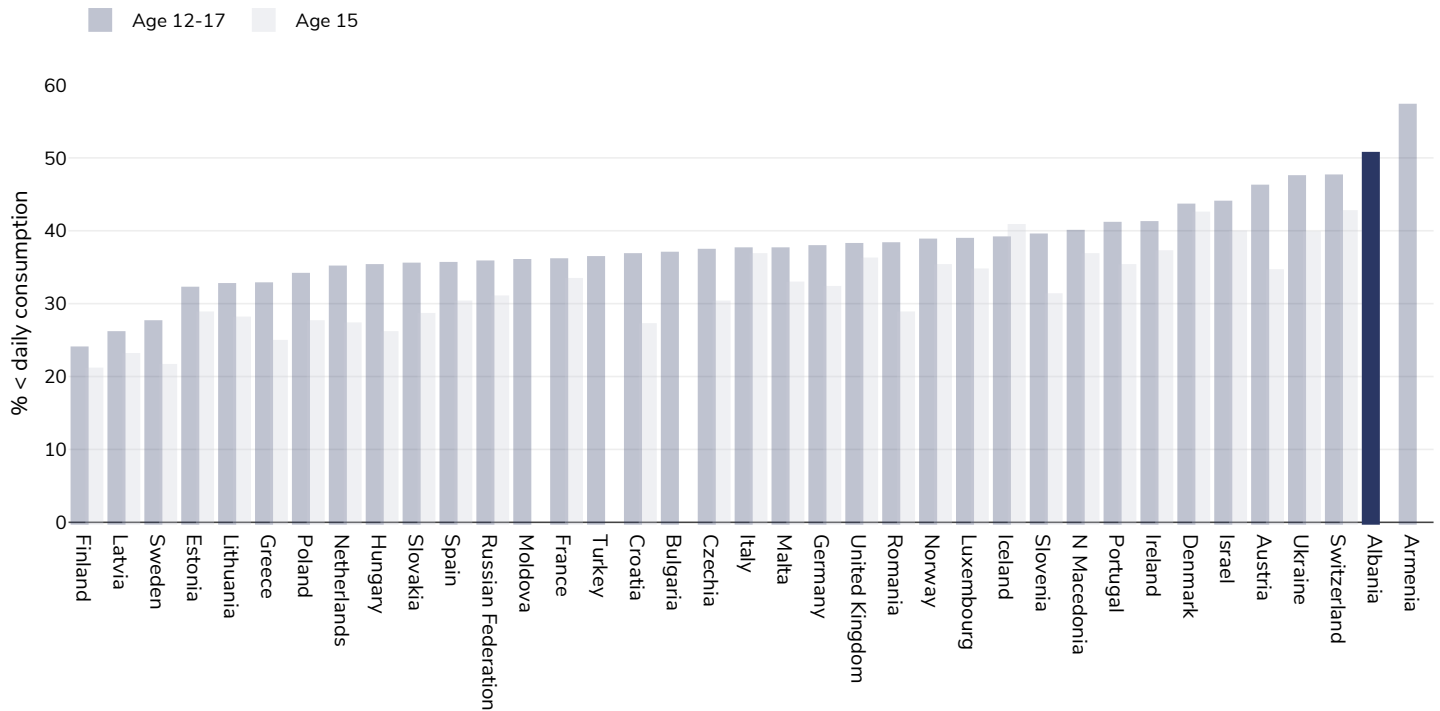
Global Burden of Disease, the Institute for Health Metrics and Evaluation <http://ghdx.healthdata.org/>

Definitions:

Estimated per-capita fruit intake (g/day)

## Prevalence of less than daily fruit consumption

### Children, 2010-2014



Survey type:

Measured

References:

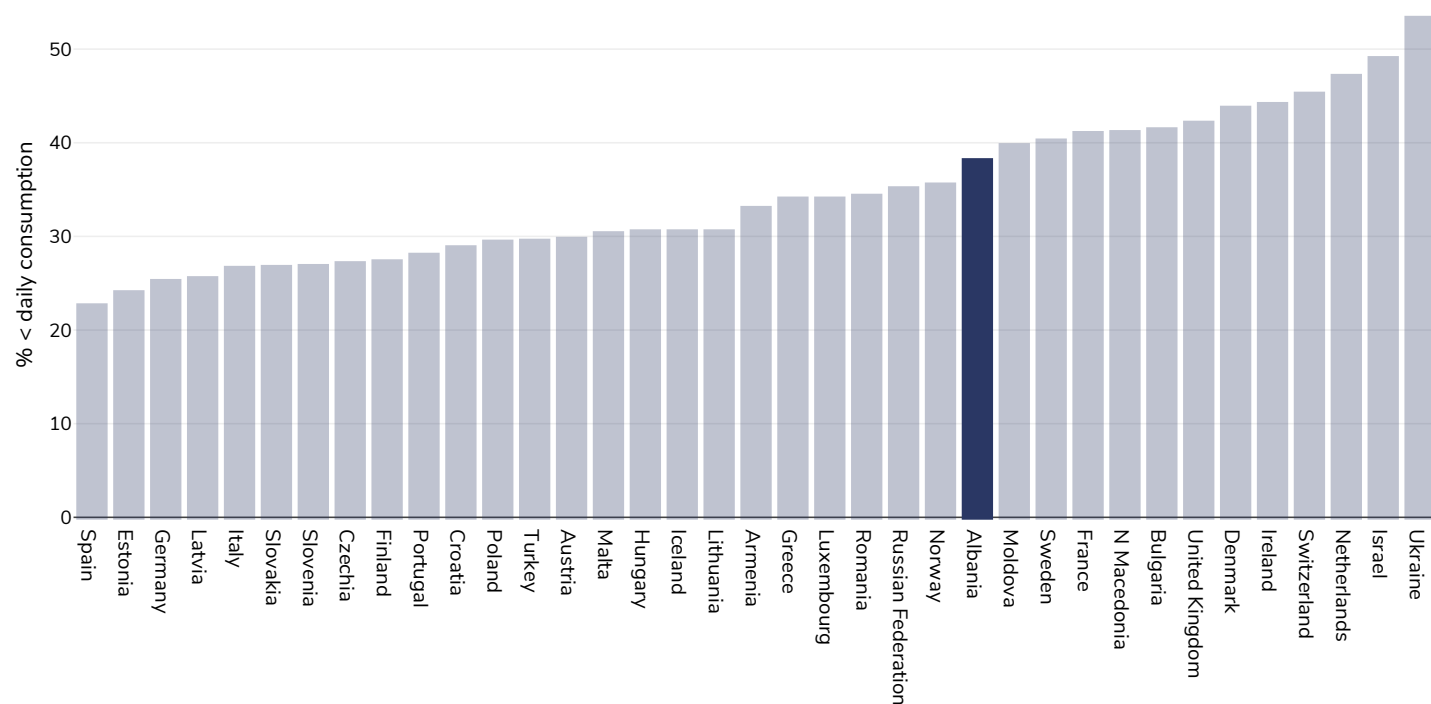
Global School-based Student Health Surveys. Beal et al (2019). Global Patterns of Adolescent Fruit, Vegetable, Carbonated Soft Drink, and Fast-food consumption: A meta-analysis of global school-based student health surveys. Food and Nutrition Bulletin. <https://doi.org/10.1177/0379572119848287>. Sourced from Food Systems Dashboard <http://www.foodsystemsdashboard.org/food-system>

Definitions:

Prevalence of less-than-daily fruit consumption (% less-than-daily fruit consumption)

## Prevalence of less than daily vegetable consumption

### Children, 2010-2014



Survey type:

Measured

Age:

12-17

References:

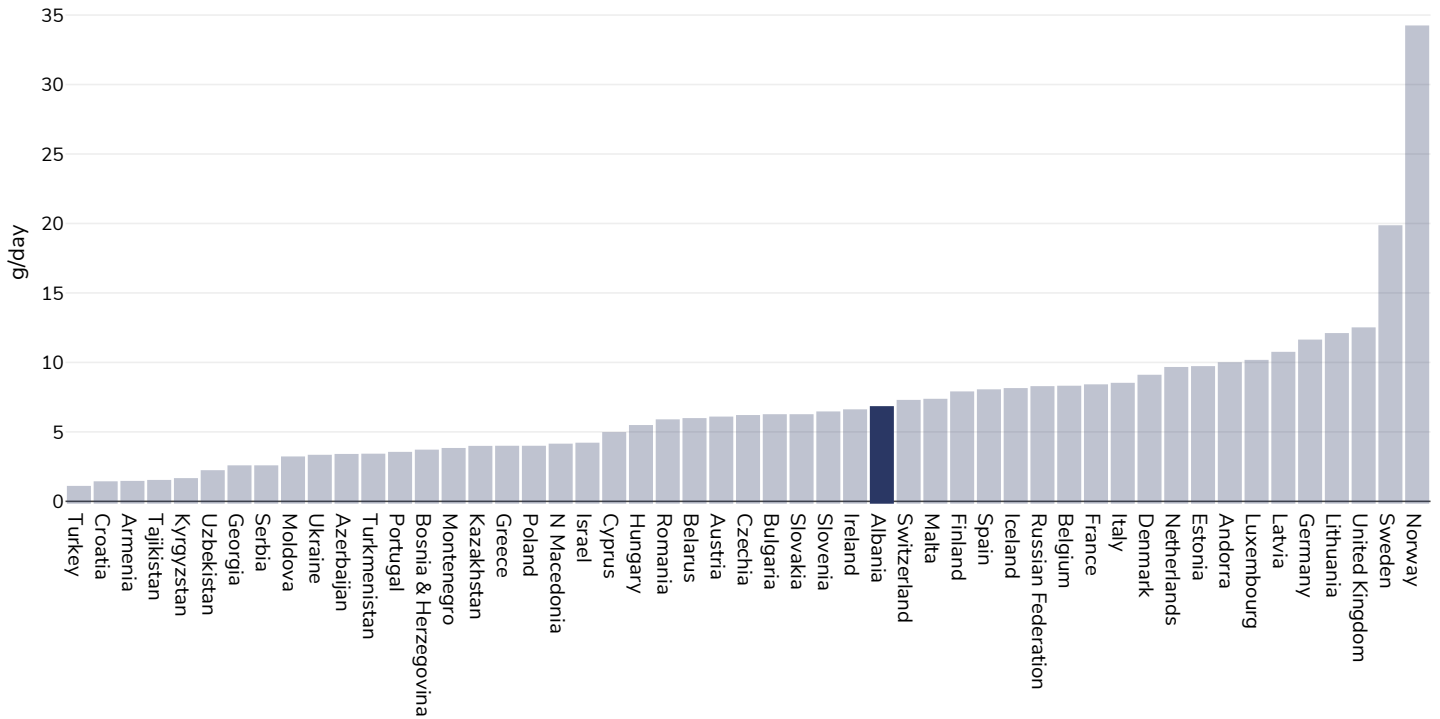
Beal et al. (2019). Global Patterns of Adolescent Fruit, Vegetable, Carbonated Soft Drink, and Fast-food consumption: A meta-analysis of global school-based student health surveys. Food and Nutrition Bulletin. <https://doi.org/10.1177/0379572119848287> sourced from Food Systems Dashboard <http://www.foodsystemsdashboard.org/food-system>

Definitions:

Prevalence of less-than-daily vegetable consumption (% less-than-daily vegetable consumption)

## Estimated per-capita processed meat intake

### Adults, 2017



Survey type:

Measured

Age:

25+

References:

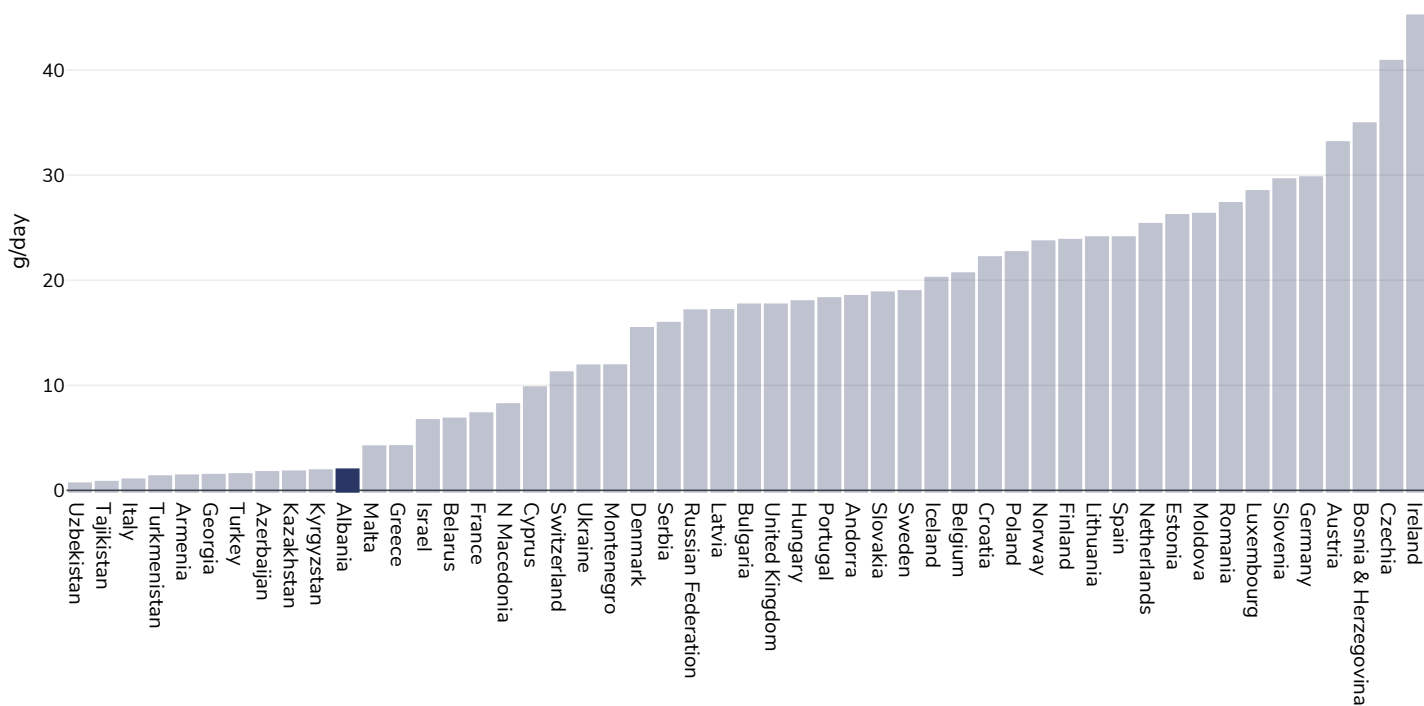
Global Burden of Disease, the Institute for Health Metrics and Evaluation <http://ghdx.healthdata.org/>

Definitions:

Estimated per-capita processed meat intake (g per day)

## Estimated per capita whole grains intake

Adults, 2017



Survey type:

Measured

Age:

25+

References:

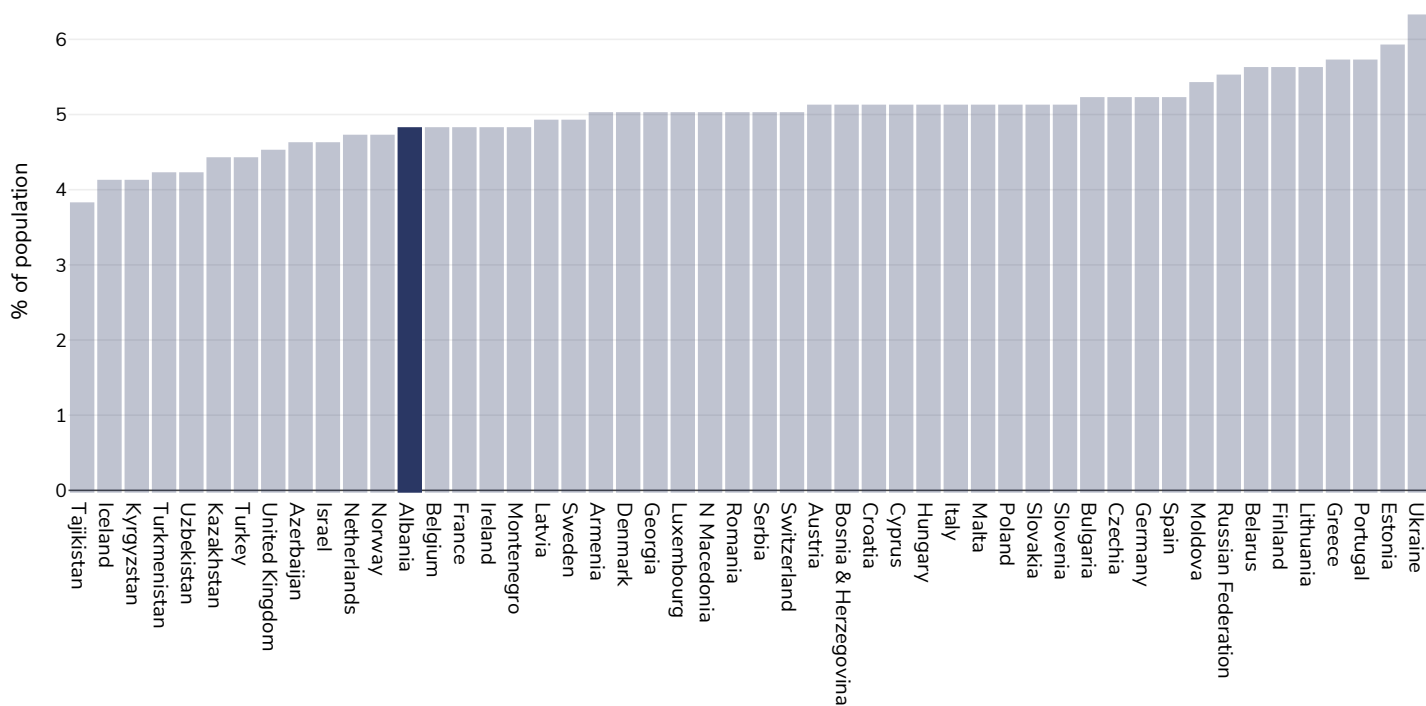
Global Burden of Disease, the Institute for Health Metrics and Evaluation <http://ghdx.healthdata.org/>

Definitions:

Estimated per-capita whole grains intake (g/day)

## Mental health - depression disorders

### Adults, 2015

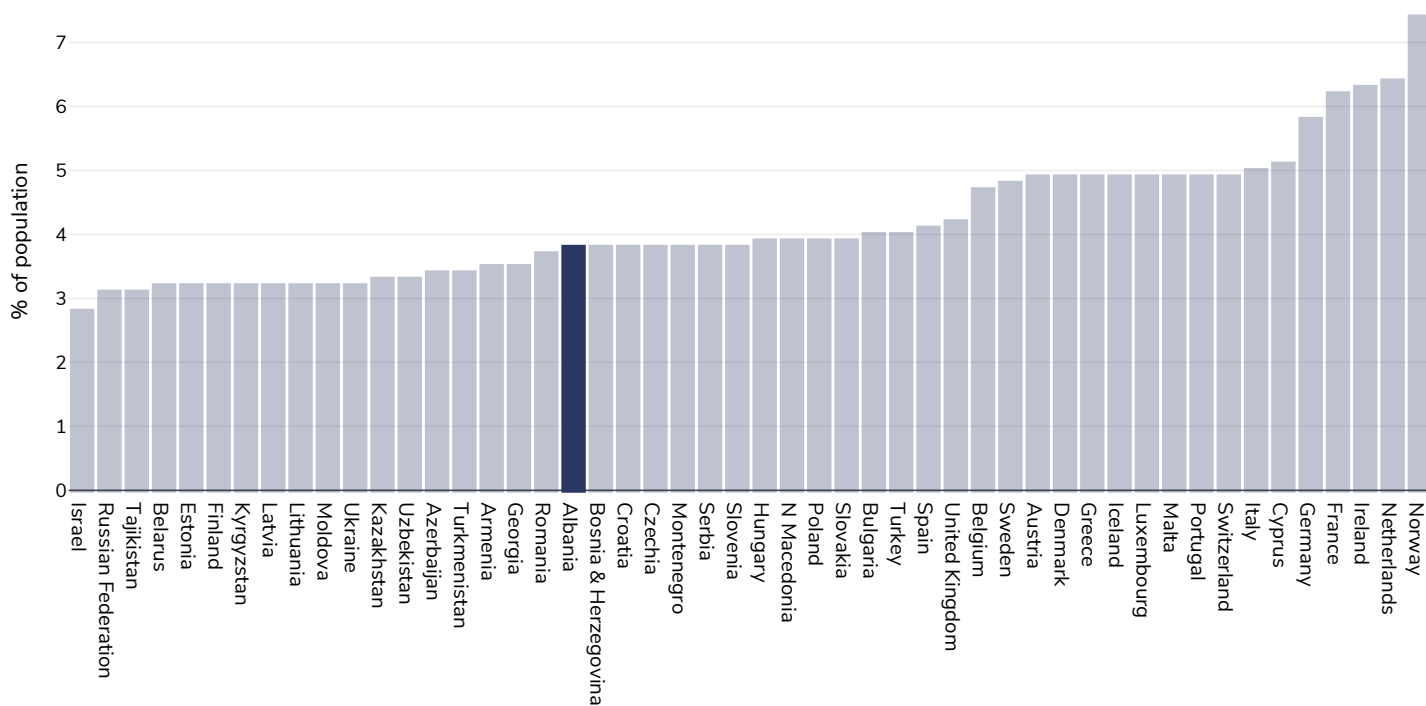


References: Prevalence data from Global Burden of Disease study 2015 (<http://ghdx.healthdata.org>) published in: Depression and Other Common Mental Disorders: Global Health Estimates. Geneva:World Health Organization; 2017. Licence: CC BY-NC-SA 3.0 IGO.

Definitions: % of population with depression disorders

## Mental health - anxiety disorders

### Adults, 2015



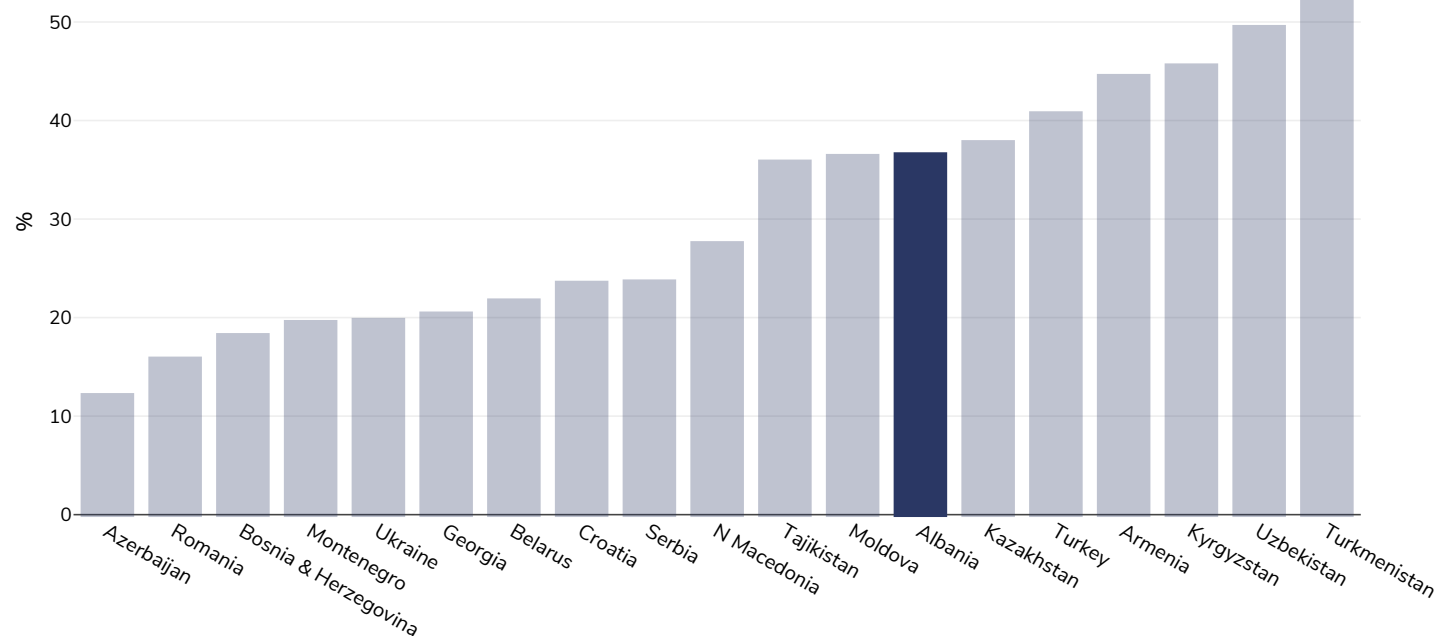
References: Prevalence data from Global Burden of Disease study 2015 (<http://ghdx.healthdata.org>) published in: Depression and Other Common Mental Disorders: Global Health Estimates. Geneva:World Health Organization; 2017. Licence: CC BY-NC-SA 3.0 IGO.

Definitions: % of population with anxiety disorders



## % Infants exclusively breastfed 0-5 months

Children, 1996-2019



Area covered:

National

References:

Albania Demographic and Health Survey 2017-18. Tirana, Albania: Institute of Statistics, Institute of Public Health, and ICF

Notes:

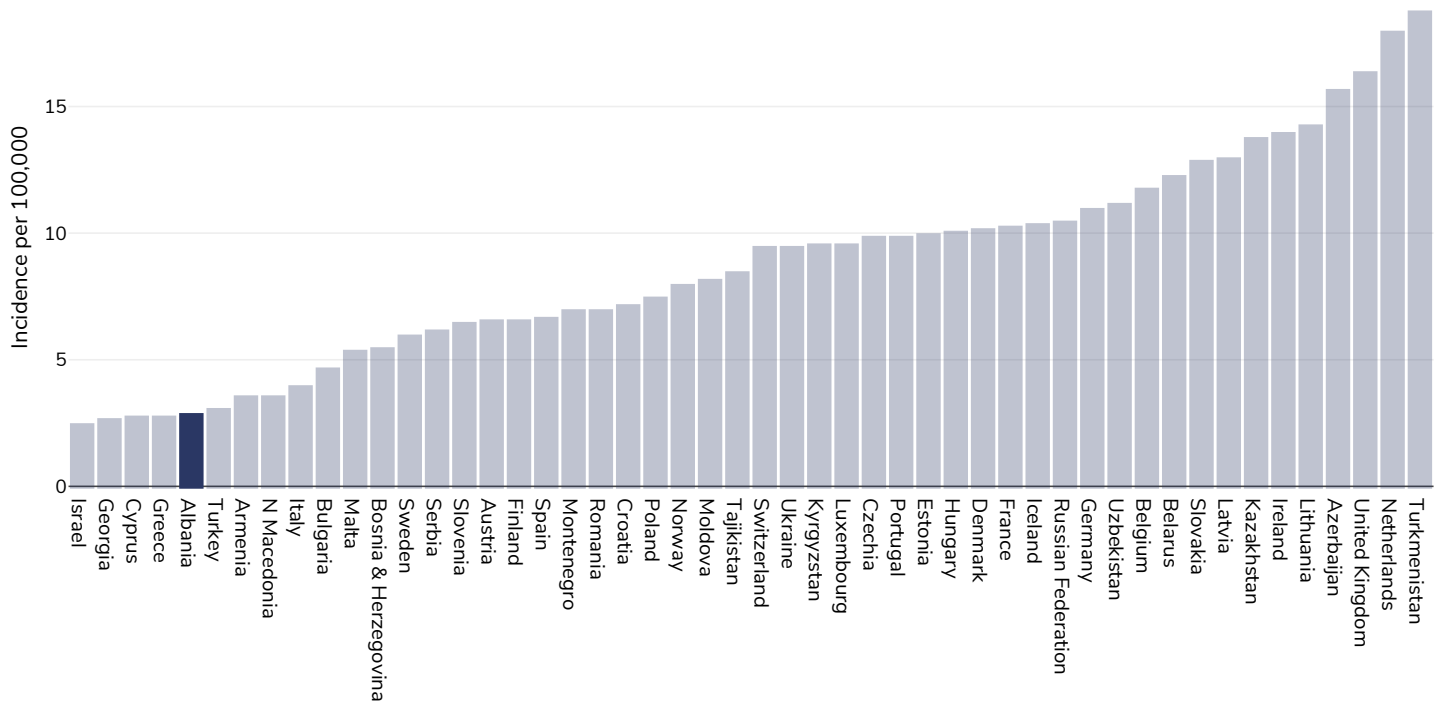
See UNICEF website for further survey information. Available at : <https://data.unicef.org/resources/dataset/infant-young-child-feeding/> (last accessed 28.9.21) Citation: United Nations Children's Fund, Division of Data, Analysis, Planning and Monitoring (2021). Global UNICEF Global Databases: Infant and Young Child Feeding: Exclusive breastfeeding, New York, September 2021.

Definitions:

% exclusively breastfed 0-5 months

## Oesophageal cancer

Men, 2020



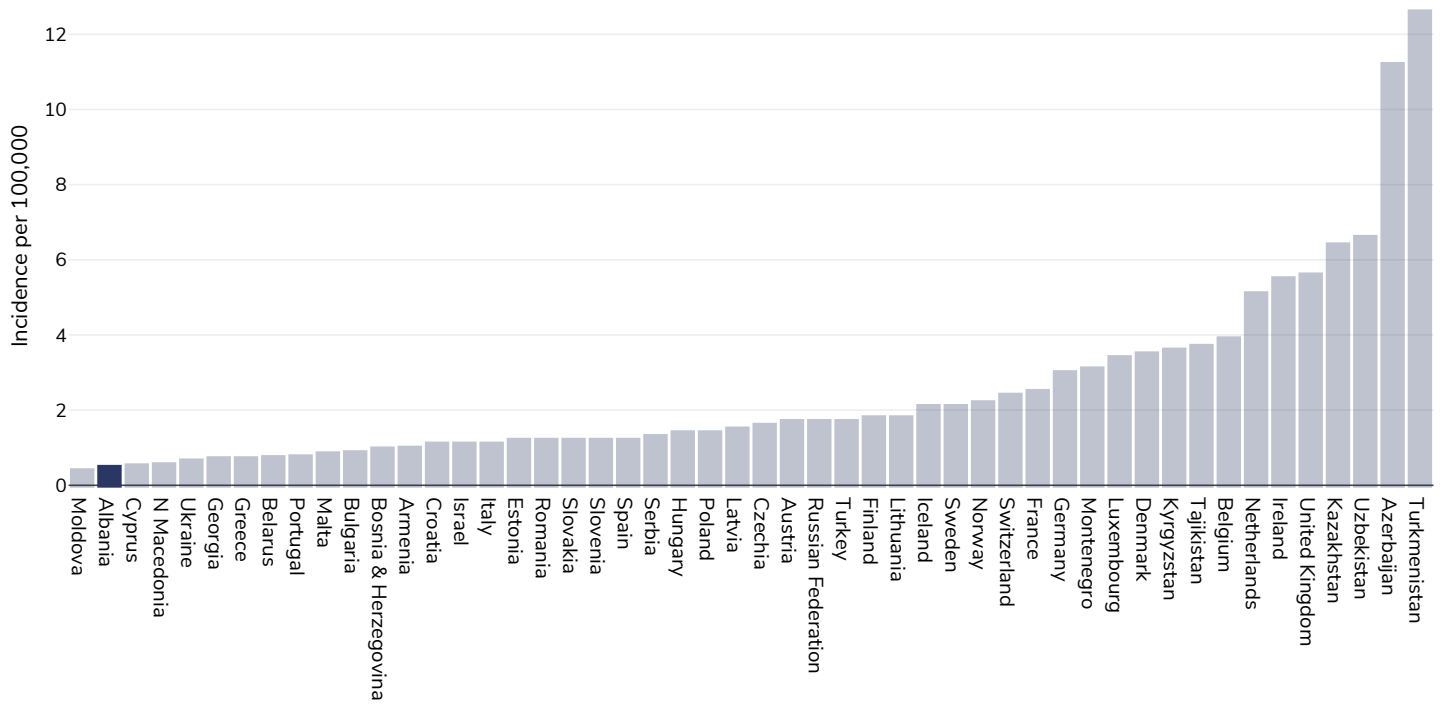
Age: 20+

Area covered: National

References: Ferlay J, Ervik M, Lam F, Colombet M, Mery L, Piñeros M, Znaor A, Soerjomataram I, Bray F (2020). Global Cancer Observatory: Cancer Today. Lyon, France: International Agency for Research on Cancer. Available from: <https://gco.iarc.fr/today>, accessed 10.01.2025

Definitions: Age-standardized incidence rates per 100 000

## Women, 2020



Age: 20+

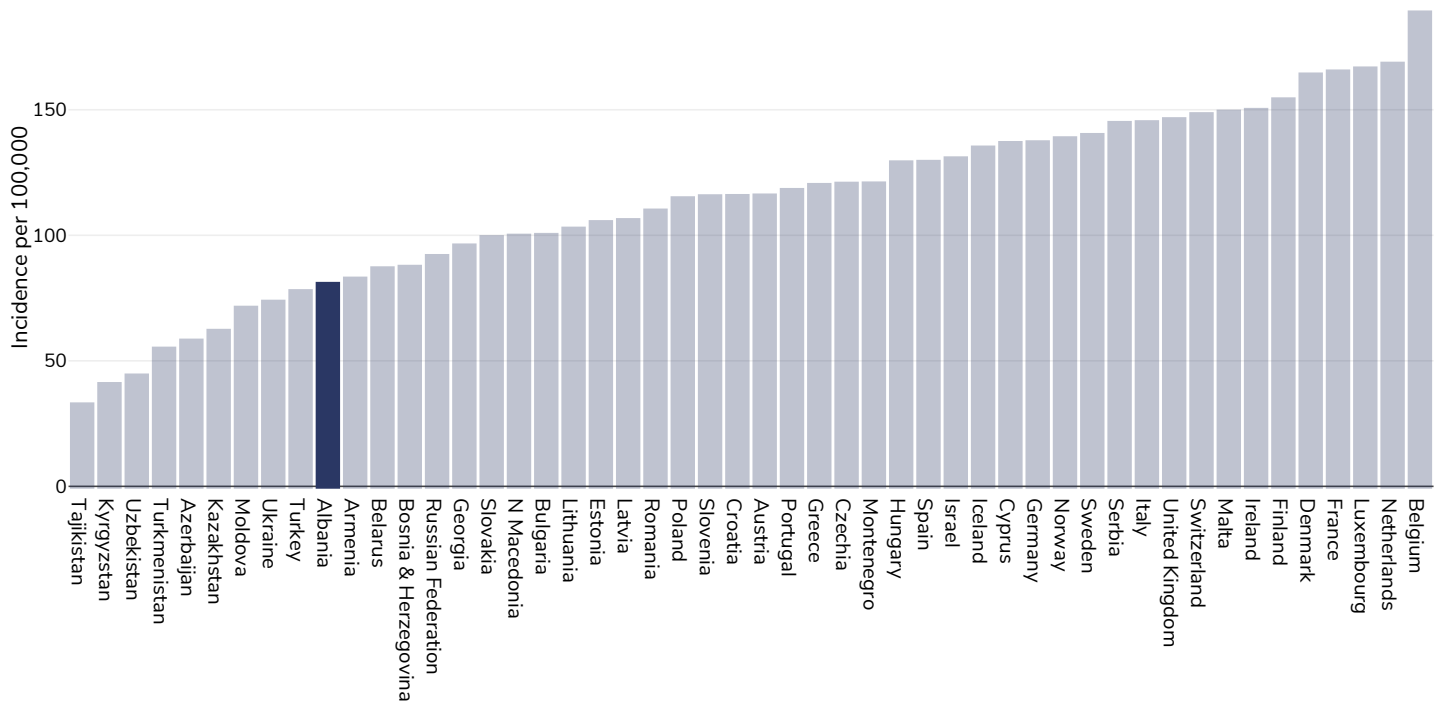
Area covered: National

References: Ferlay J, Ervik M, Lam F, Colombet M, Mery L, Piñeros M, Znaor A, Soerjomataram I, Bray F (2020). Global Cancer Observatory: Cancer Today. Lyon, France: International Agency for Research on Cancer. Available from: <https://gco.iarc.fr/today>, accessed 10.01.2025

Definitions: Age-standardized incidence rates per 100 000

## Breast cancer

### Women, 2020



Age: 20+

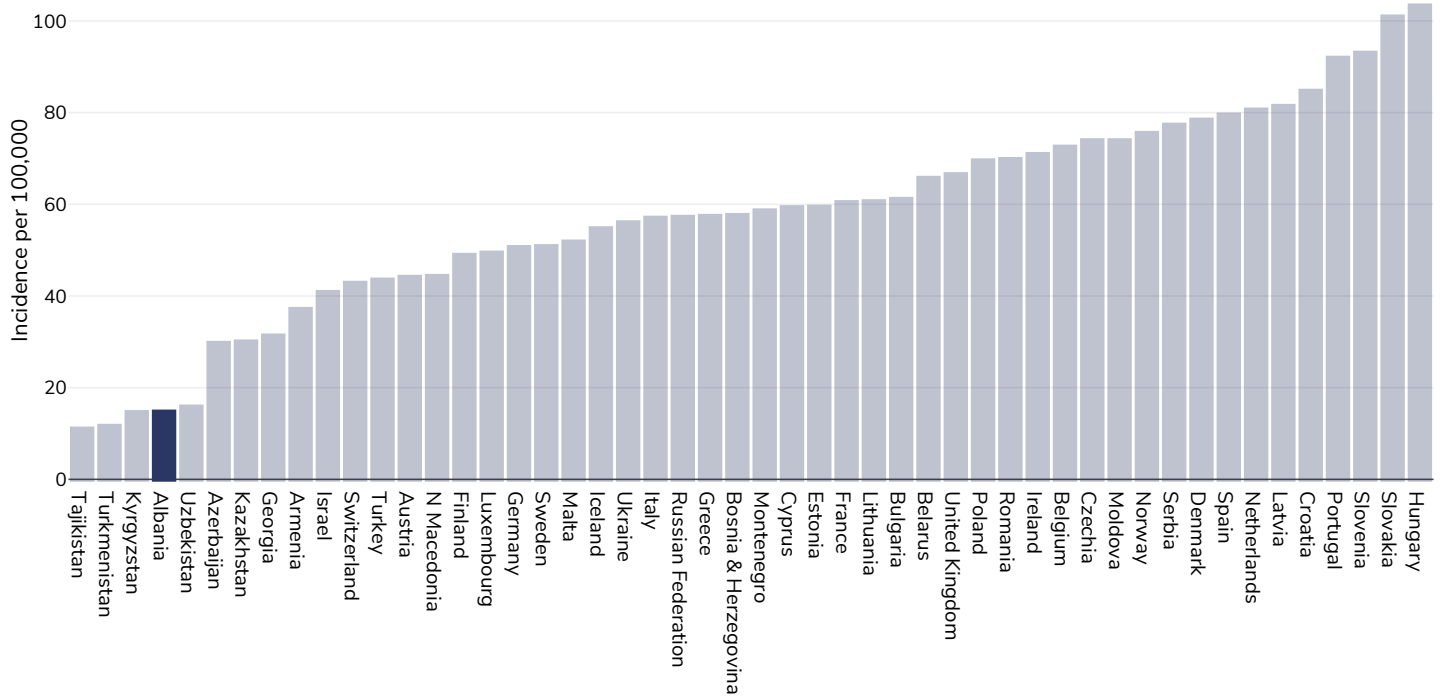
Area covered: National

References: Ferlay J, Ervik M, Lam F, Colombet M, Mery L, Piñeros M, Znaor A, Soerjomataram I, Bray F (2020). Global Cancer Observatory: Cancer Today. Lyon, France: International Agency for Research on Cancer. Available from: <https://gco.iarc.fr/today>, accessed 10.01.2025

Definitions: Age-standardized incidence rates per 100 000

## Colorectal cancer

### Men, 2020



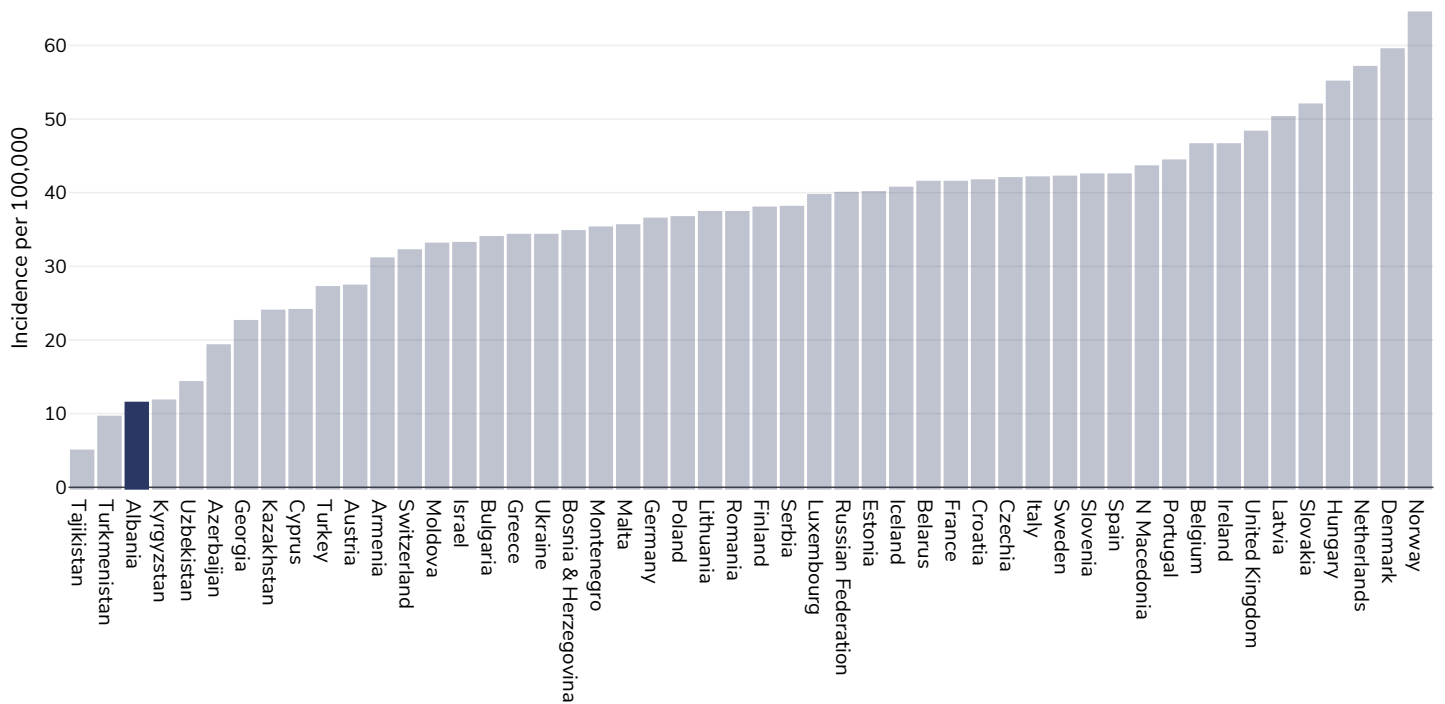
Age: 20+

Area covered: National

References: Ferlay J, Ervik M, Lam F, Colombet M, Mery L, Piñeros M, Znaor A, Soerjomataram I, Bray F (2020). Global Cancer Observatory: Cancer Today. Lyon, France: International Agency for Research on Cancer. Available from: <https://gco.iarc.fr/today>, accessed 10.01.2025

Definitions: Age-standardized incidence rates per 100 000

## Women, 2020



Age: 20+

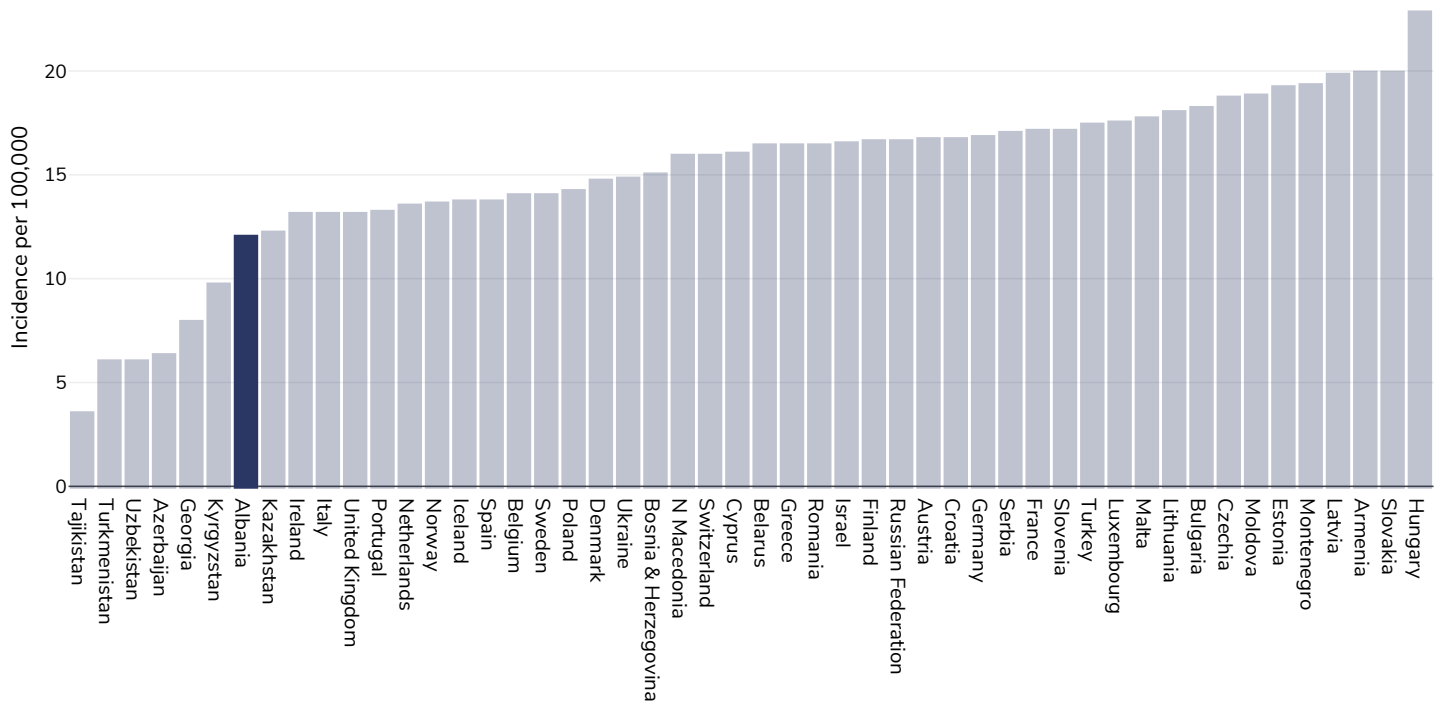
Area covered: National

References: Ferlay J, Ervik M, Lam F, Colombet M, Mery L, Piñeros M, Znaor A, Soerjomataram I, Bray F (2020). Global Cancer Observatory: Cancer Today. Lyon, France: International Agency for Research on Cancer. Available from: <https://gco.iarc.fr/today>, accessed 10.01.2025

Definitions: Age-standardized incidence rates per 100 000

## Pancreatic cancer

### Men, 2020



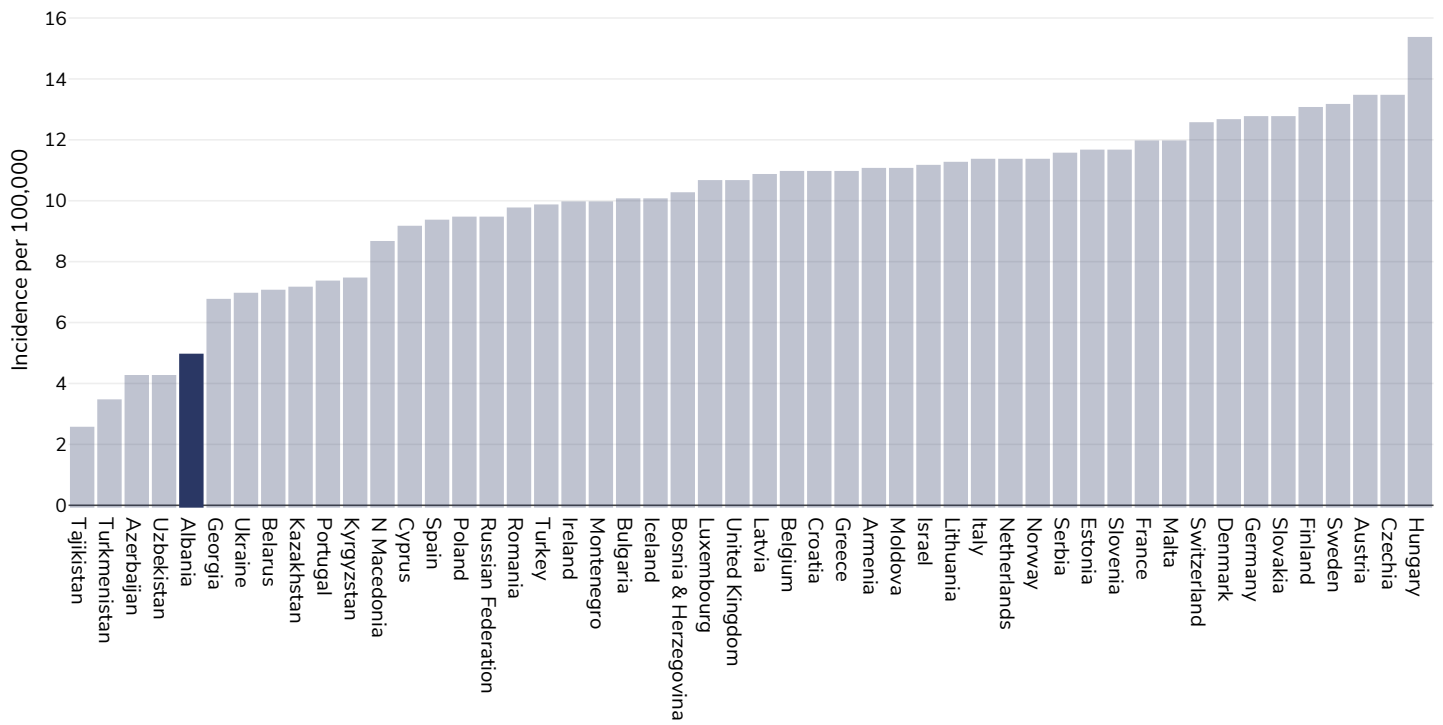
Age: 20+

Area covered: National

References: Ferlay J, Ervik M, Lam F, Colombet M, Mery L, Piñeros M, Znaor A, Soerjomataram I, Bray F (2020). Global Cancer Observatory: Cancer Today. Lyon, France: International Agency for Research on Cancer. Available from: <https://gco.iarc.fr/today>, accessed 10.01.2025

Definitions: Age-standardized incidence rates per 100 000

## Women, 2020



Age: 20+

Area covered: National

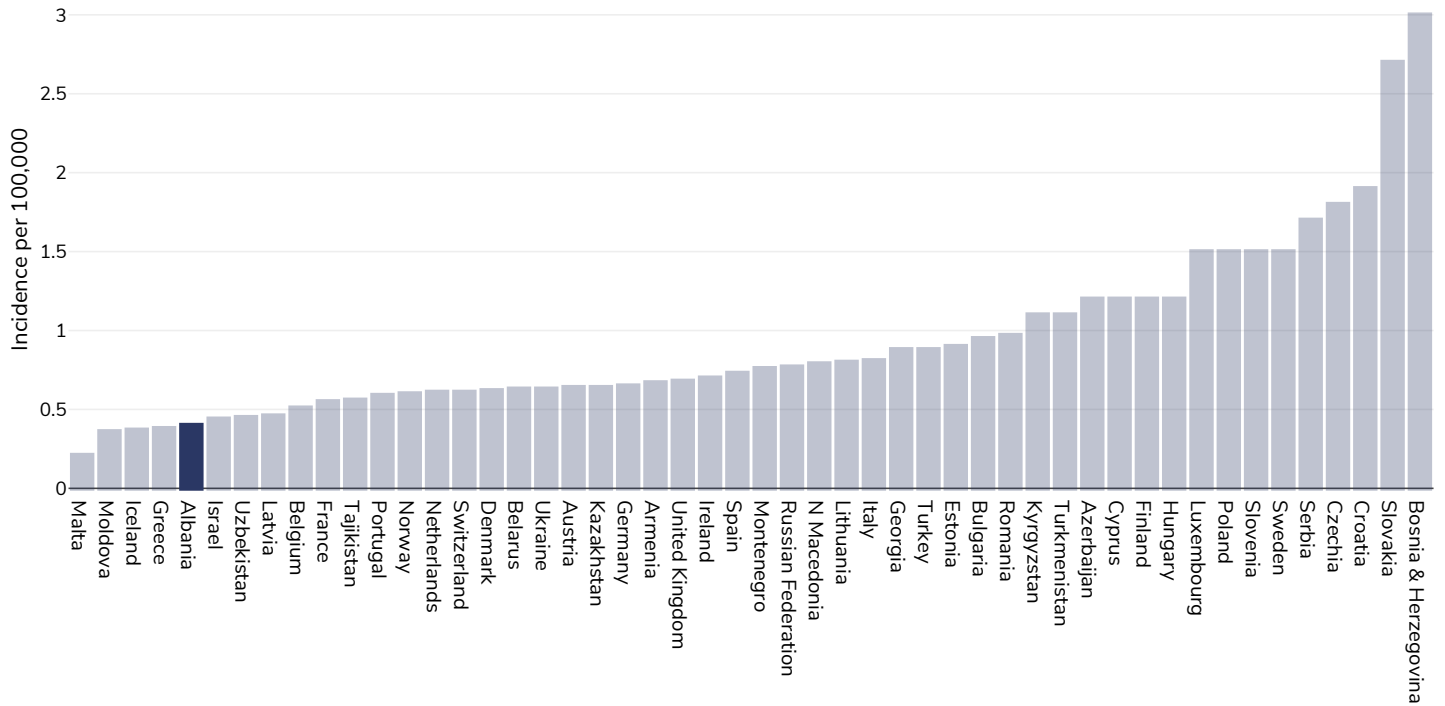
References: Ferlay J, Ervik M, Lam F, Colombet M, Mery L, Piñeros M, Znaor A, Soerjomataram I, Bray F (2020). Global Cancer Observatory: Cancer Today. Lyon, France: International Agency for Research on Cancer. Available from: <https://gco.iarc.fr/today>, accessed 10.01.2025

Definitions: Age-standardized incidence rates per 100 000



## Gallbladder cancer

### Men, 2020



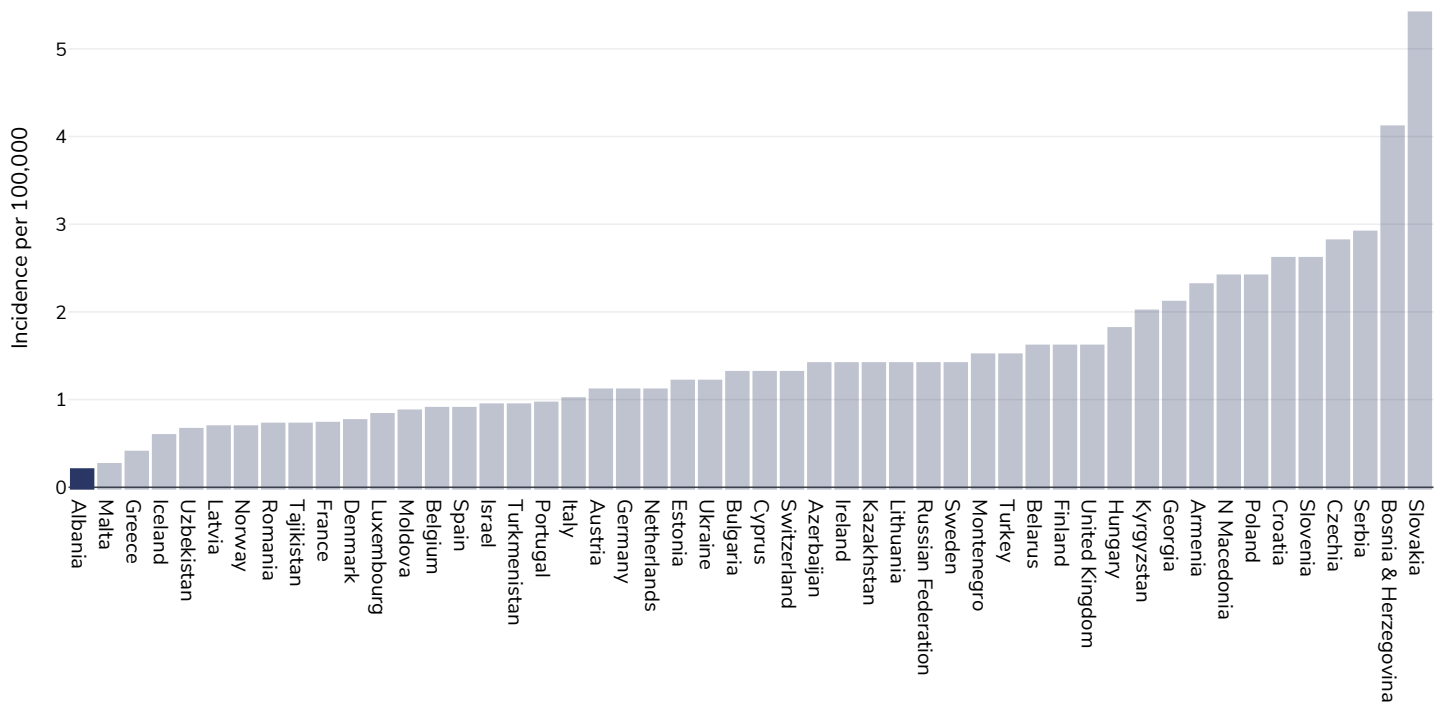
Age: 20+

Area covered: National

References: Ferlay J, Ervik M, Lam F, Colombet M, Mery L, Piñeros M, Znaor A, Soerjomataram I, Bray F (2020). Global Cancer Observatory: Cancer Today. Lyon, France: International Agency for Research on Cancer. Available from: <https://gco.iarc.fr/today>, accessed 10.01.2025

Definitions: Age-standardized incidence rates per 100 000

## Women, 2020



Age: 20+

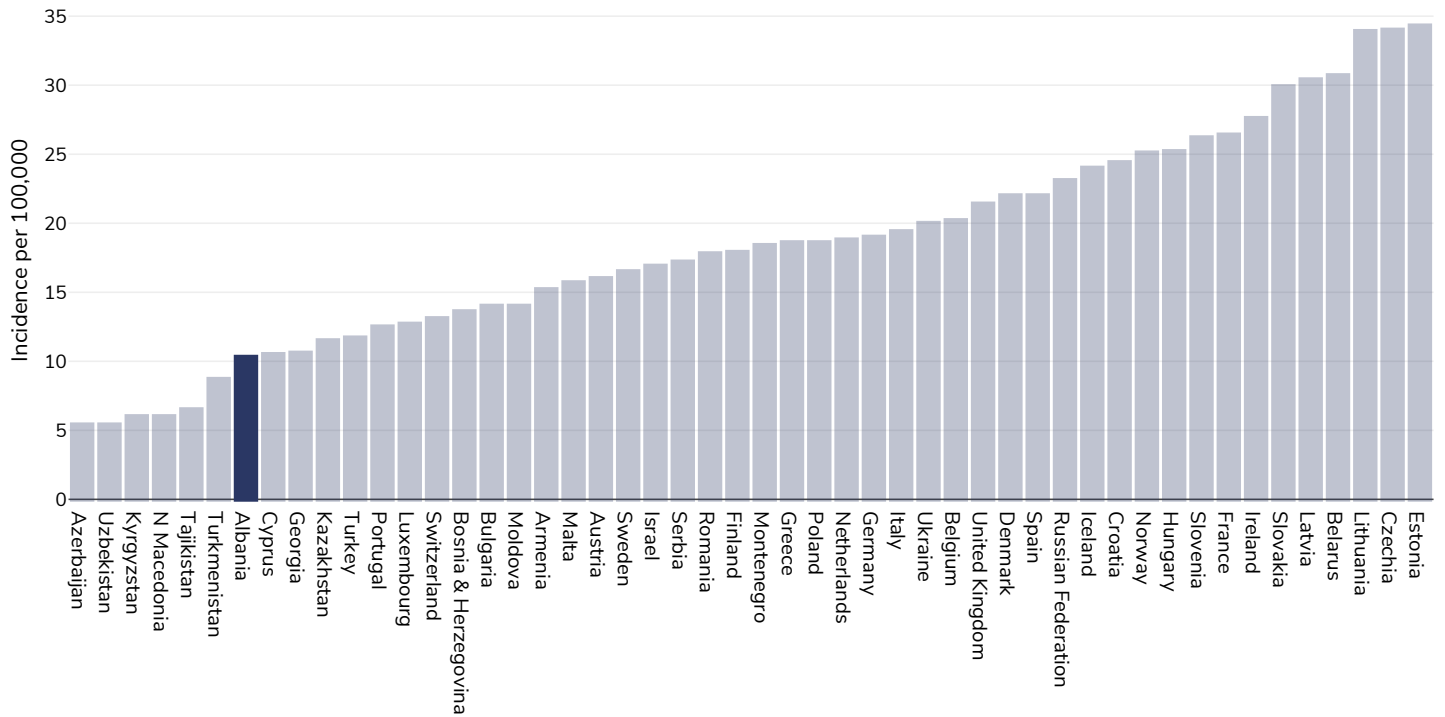
Area covered: National

References: Ferlay J, Ervik M, Lam F, Colombet M, Mery L, Piñeros M, Znaor A, Soerjomataram I, Bray F (2020). Global Cancer Observatory: Cancer Today. Lyon, France: International Agency for Research on Cancer. Available from: <https://gco.iarc.fr/today>, accessed 10.01.2025

Definitions: Age-standardized incidence rates per 100 000

# Kidney cancer

## Men, 2020



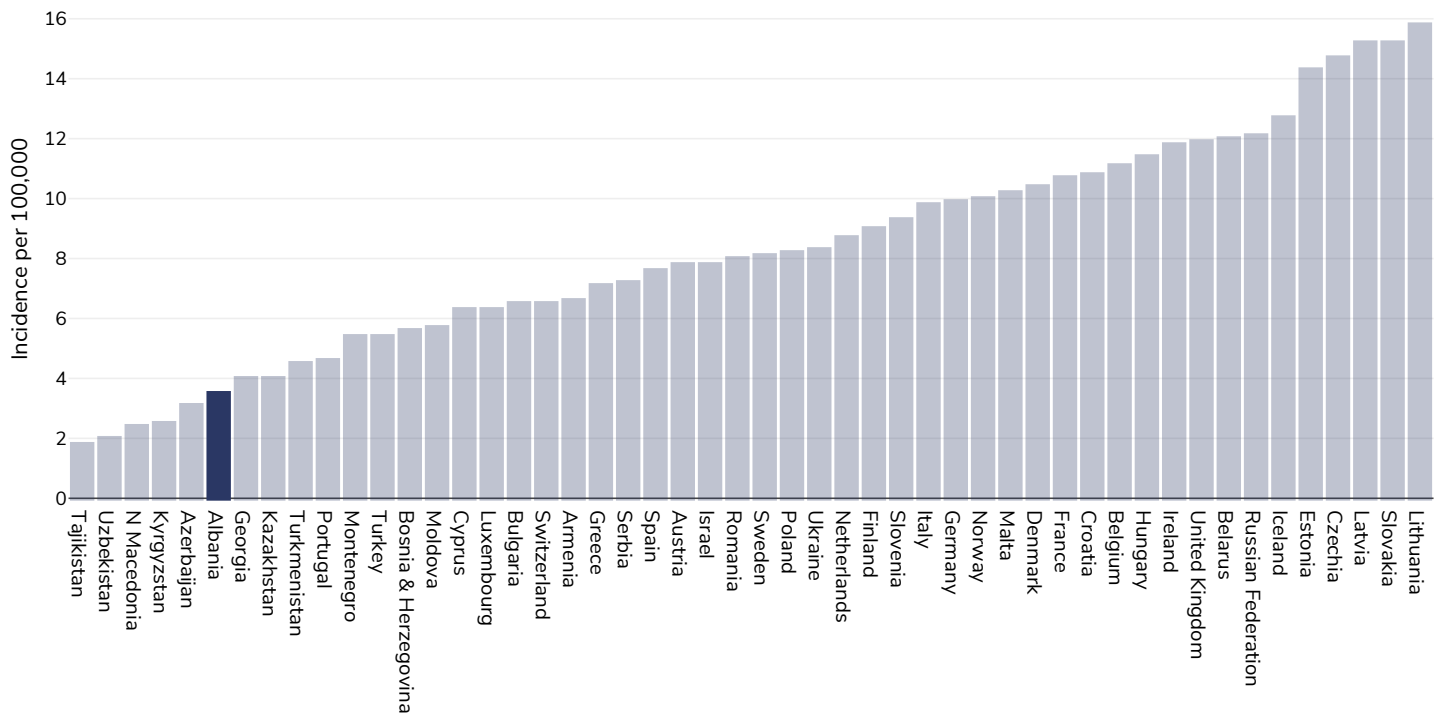
Age: 20+

Area covered: National

References: Ferlay J, Ervik M, Lam F, Colombet M, Mery L, Piñeros M, Znaor A, Soerjomataram I, Bray F (2020). Global Cancer Observatory: Cancer Today. Lyon, France: International Agency for Research on Cancer. Available from: <https://gco.iarc.fr/today>, accessed 10.01.2025

Definitions: Age-standardized incidence rates per 100 000

## Women, 2020



Age: 20+

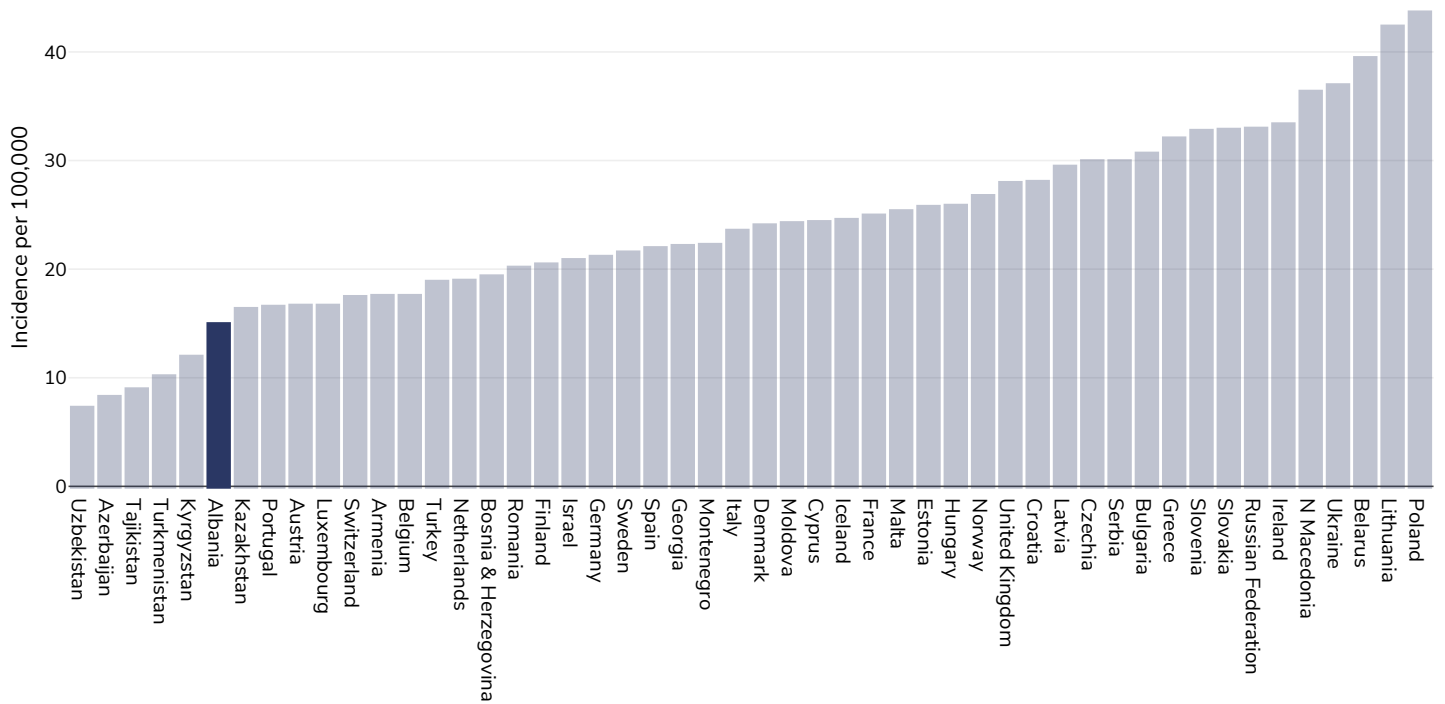
Area covered: National

References: Ferlay J, Ervik M, Lam F, Colombet M, Mery L, Piñeros M, Znaor A, Soerjomataram I, Bray F (2020). Global Cancer Observatory: Cancer Today. Lyon, France: International Agency for Research on Cancer. Available from: <https://gco.iarc.fr/today>, accessed 10.01.2025

Definitions: Age-standardized incidence rates per 100 000

## Cancer of the uterus

### Women, 2020



Age: 20+

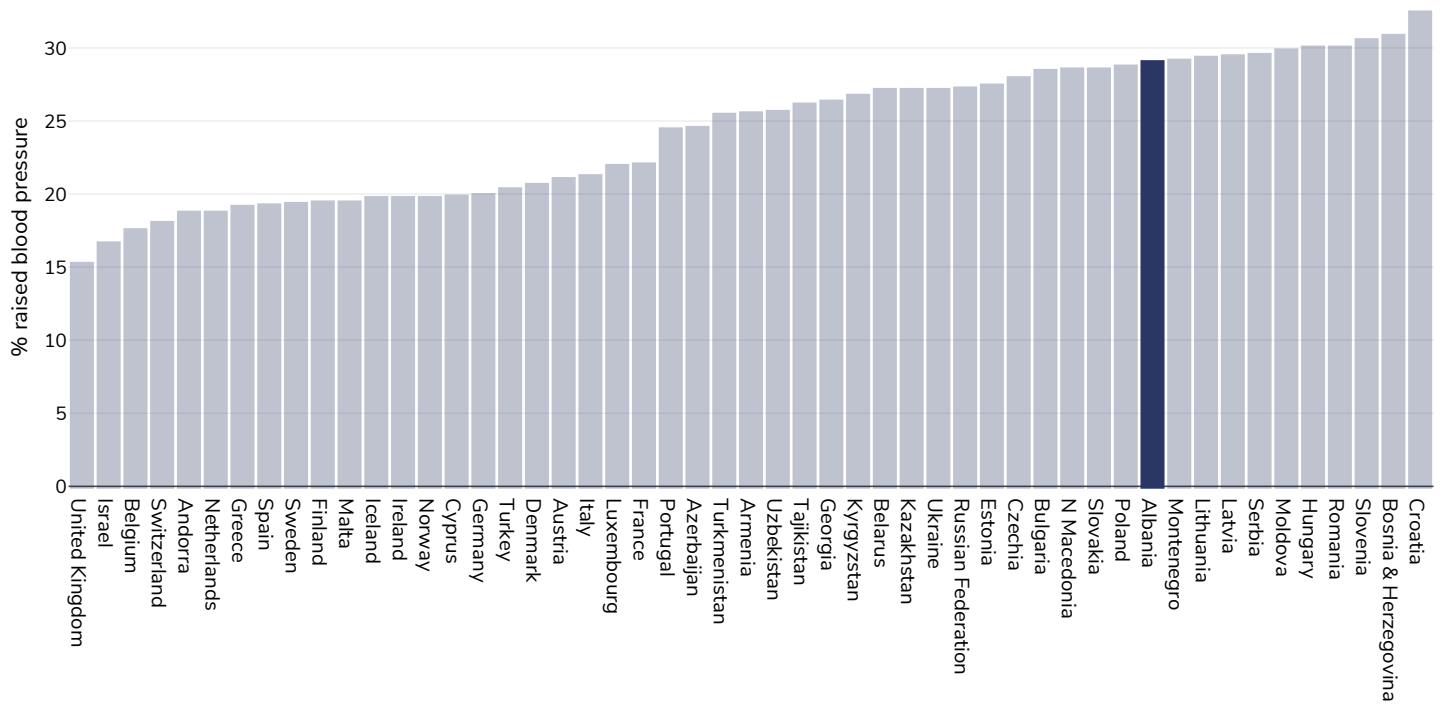
Area covered: National

References: Ferlay J, Ervik M, Lam F, Colombet M, Mery L, Piñeros M, Znaor A, Soerjomataram I, Bray F (2020). Global Cancer Observatory: Cancer Today. Lyon, France: International Agency for Research on Cancer. Available from: <https://gco.iarc.fr/today>, accessed 10.01.2025

Definitions: Age-standardized incidence rates per 100 000

## Raised blood pressure

Adults, 2015



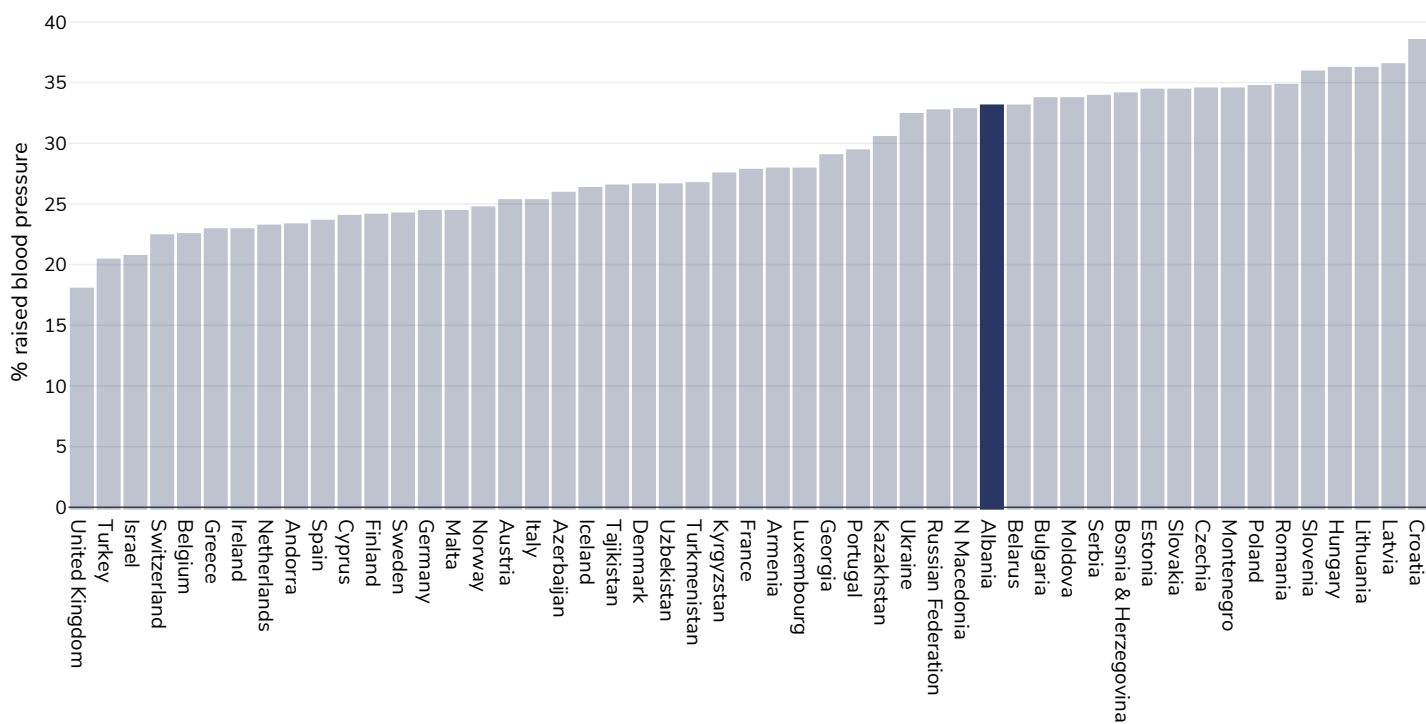
References:

Global Health Observatory data repository, World Health Organisation,  
<http://apps.who.int/gho/data/node.main.A875?lang=en>

Definitions:

Age Standardised estimated % Raised blood pressure 2015 (SBP $\geq$ 140 OR DBP $\geq$ 90).

## Men, 2015



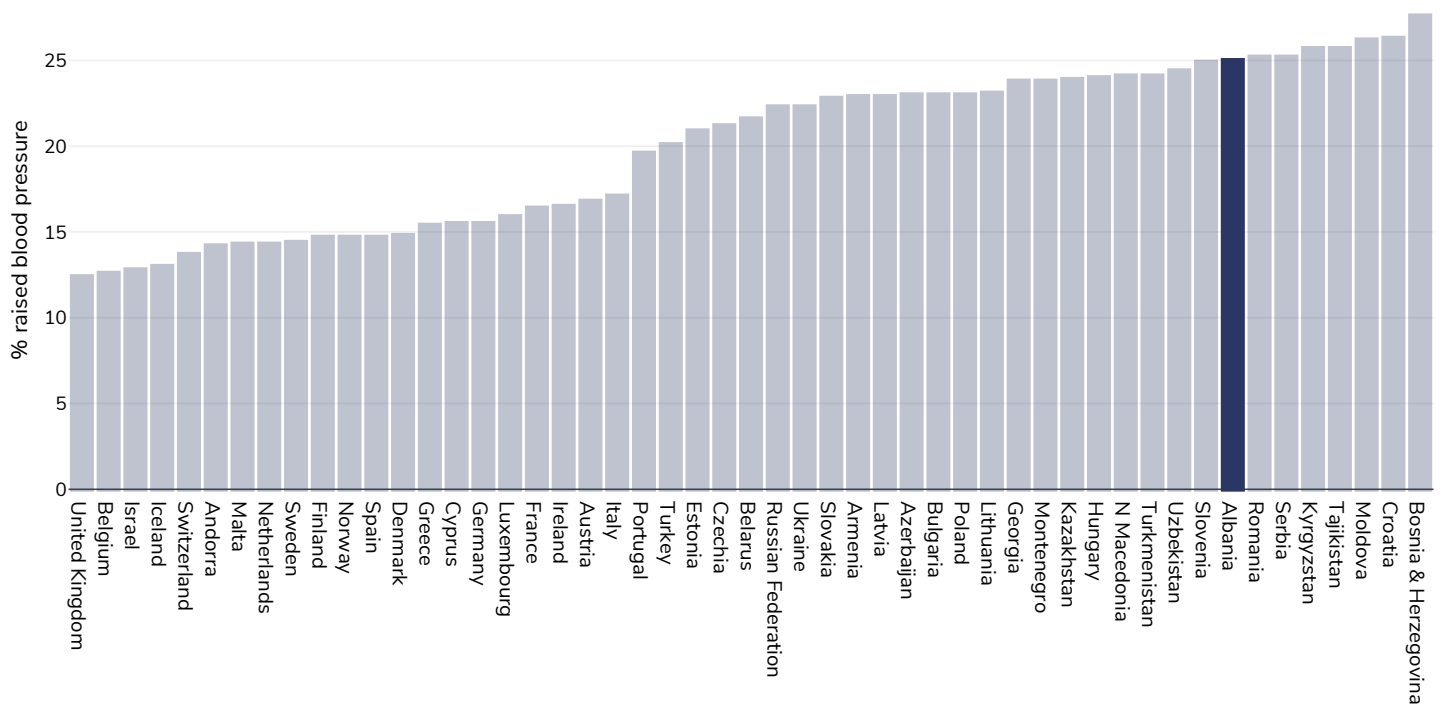
References:

Global Health Observatory data repository, World Health Organisation,  
<http://apps.who.int/gho/data/node.main.A875?lang=en>

Definitions:

Age Standardised estimated % Raised blood pressure 2015 (SBP $\geq$ 140 OR DBP $\geq$ 90).

## Women, 2015



References:

Global Health Observatory data repository, World Health Organisation,  
<http://apps.who.int/gho/data/node.main.A875?lang=en>

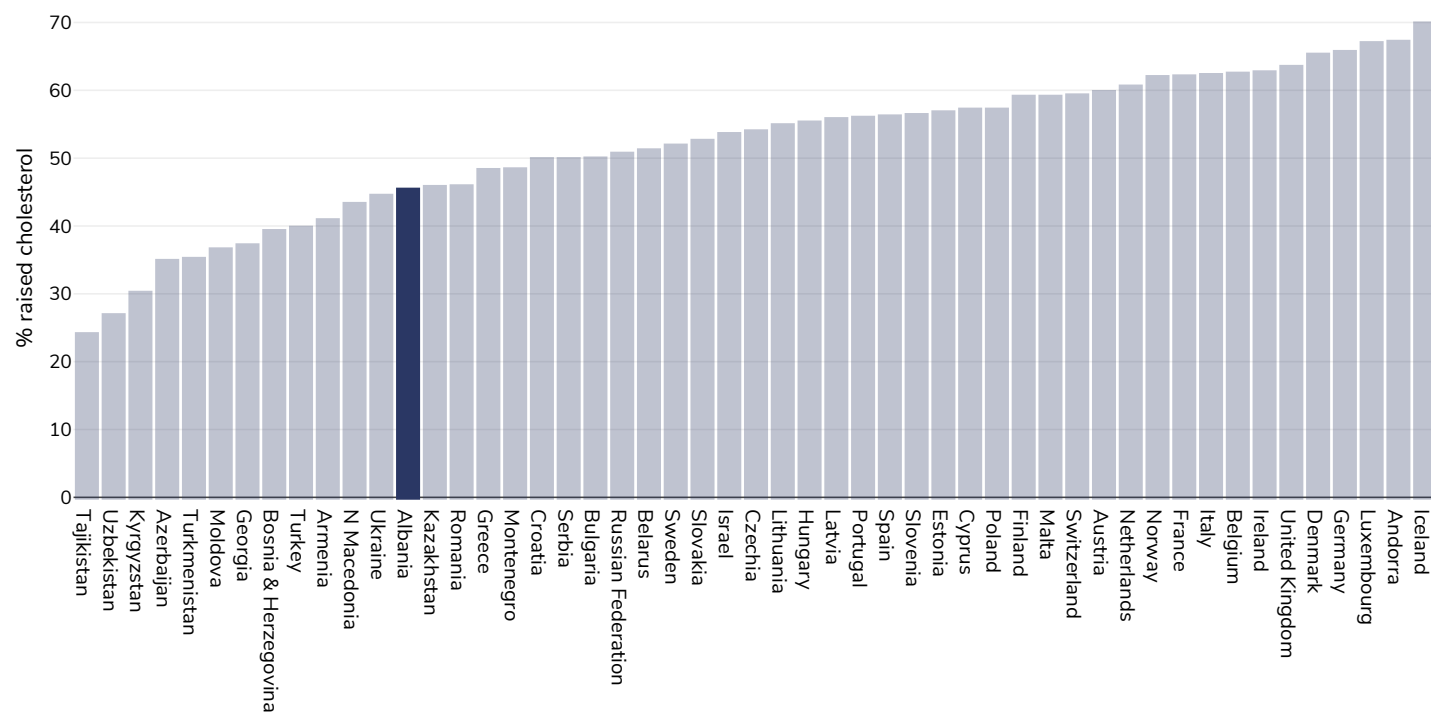
Definitions:

Age Standardised estimated % Raised blood pressure 2015 (SBP $\geq$ 140 OR DBP $\geq$ 90).



## Raised cholesterol

### Adults, 2008



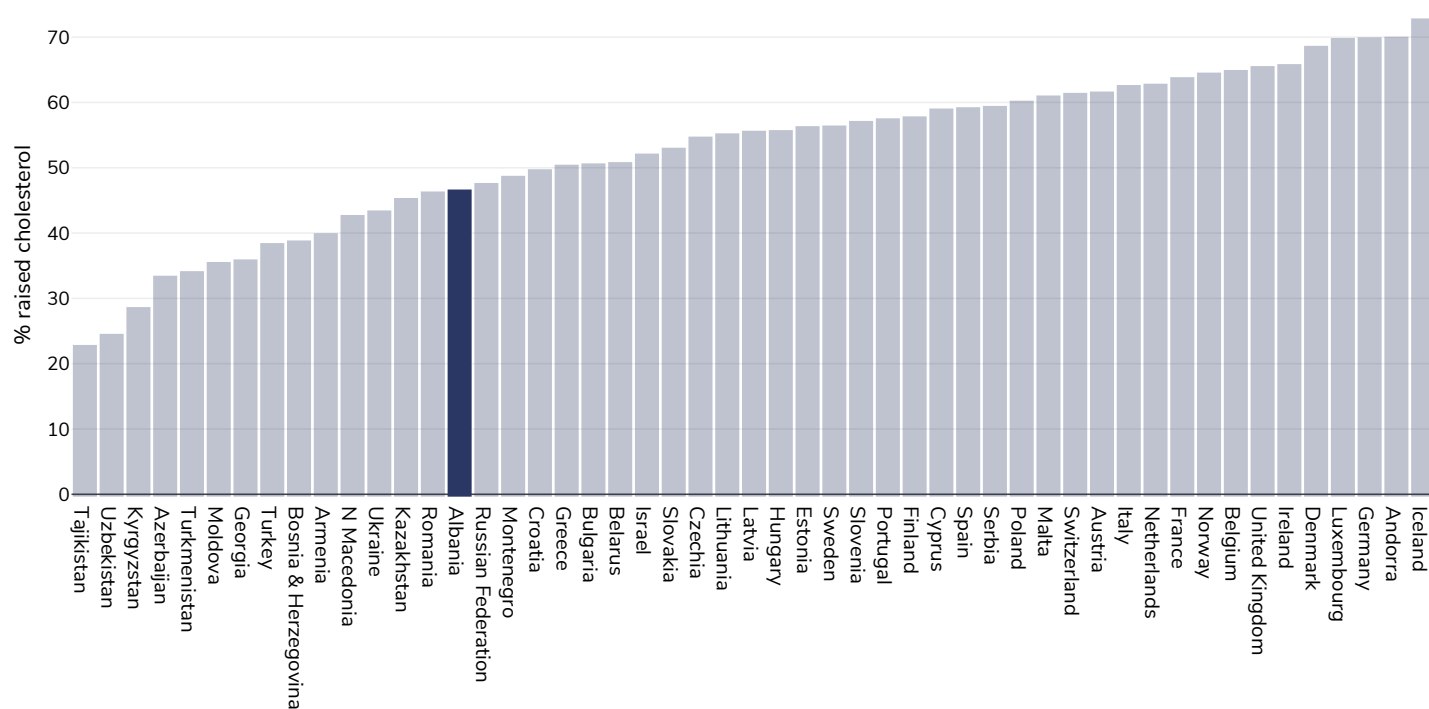
References:

Global Health Observatory data repository, World Health Organisation,  
<http://apps.who.int/gho/data/node.main.A885>

Definitions:

% Raised total cholesterol ( $\geq 5.0$  mmol/L) (age-standardized estimate).

## Men, 2008



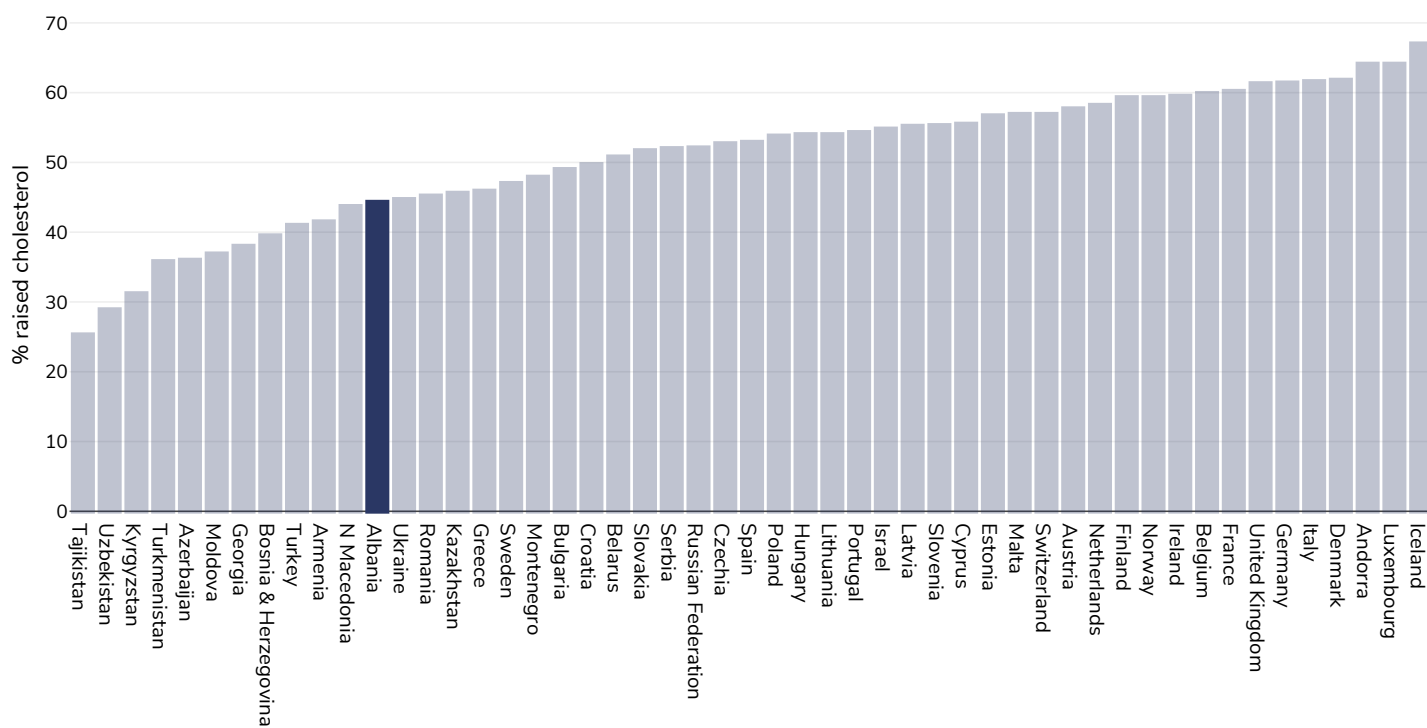
References:

Global Health Observatory data repository, World Health Organisation,  
<http://apps.who.int/gho/data/node.main.A885>

Definitions:

% Raised total cholesterol ( $\geq 5.0$  mmol/L) (age-standardized estimate).

## Women, 2008



References:

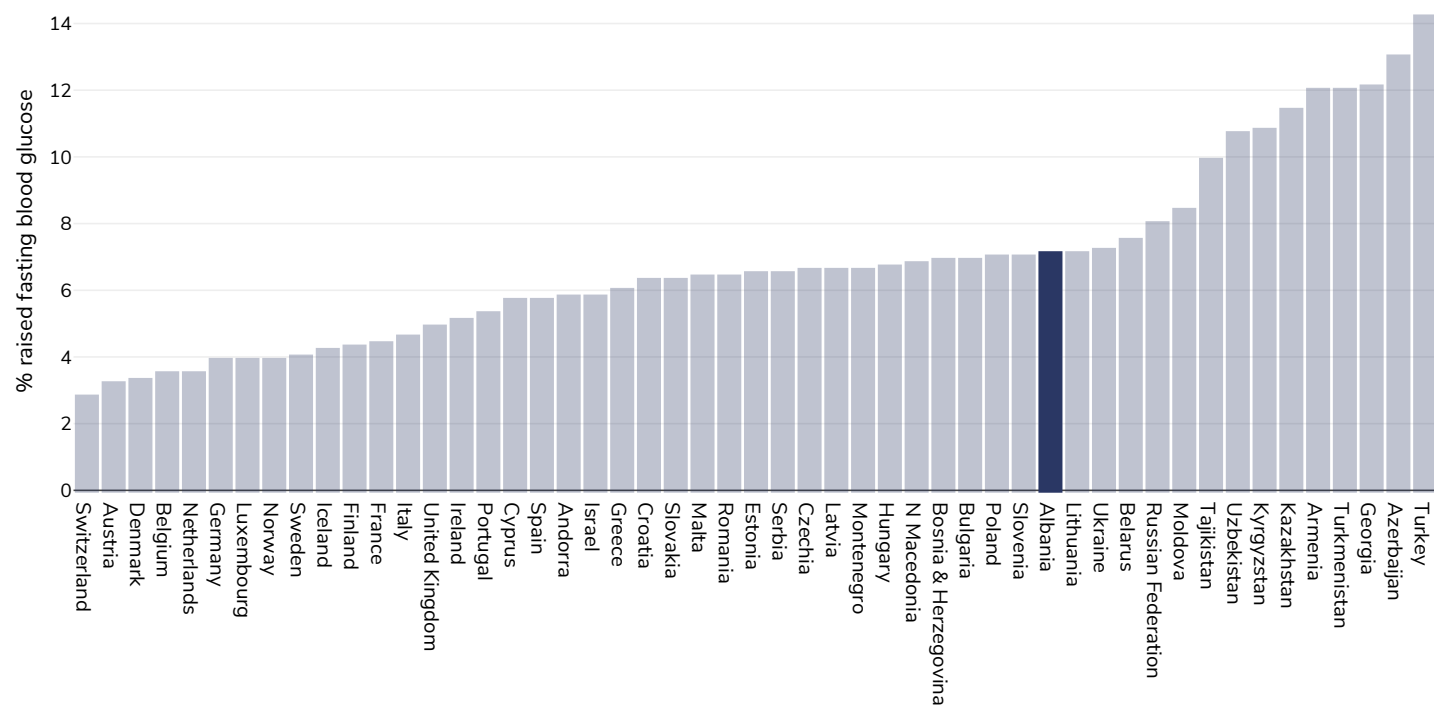
Global Health Observatory data repository, World Health Organisation,  
<http://apps.who.int/gho/data/node.main.A885>

Definitions:

% Raised total cholesterol ( $\geq 5.0$  mmol/L) (age-standardized estimate).

## Raised fasting blood glucose

### Men, 2014



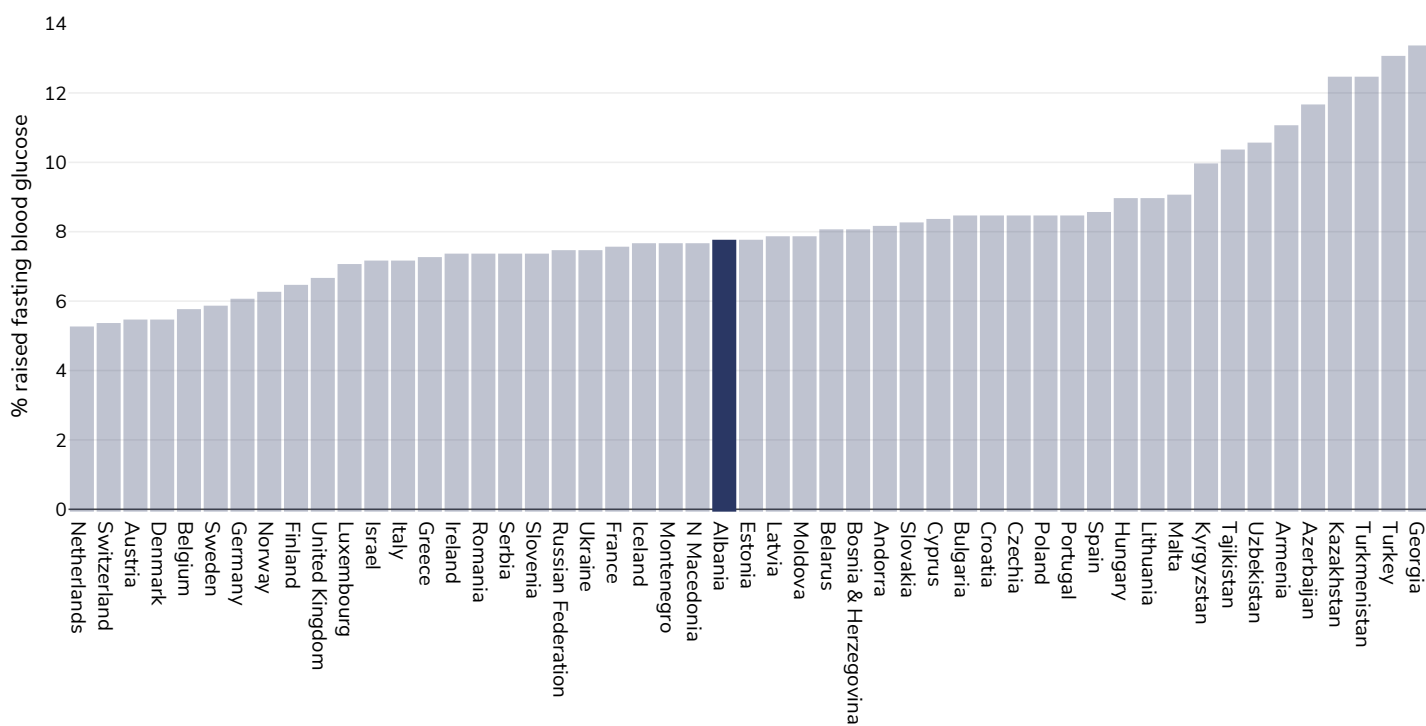
References:

Global Health Observatory data repository, World Health Organisation,  
<http://apps.who.int/gho/data/node.main.A869?lang=en>

Definitions:

Age Standardised % raised fasting blood glucose ( $\geq 7.0$  mmol/L or on medication).

## Women, 2014



References:

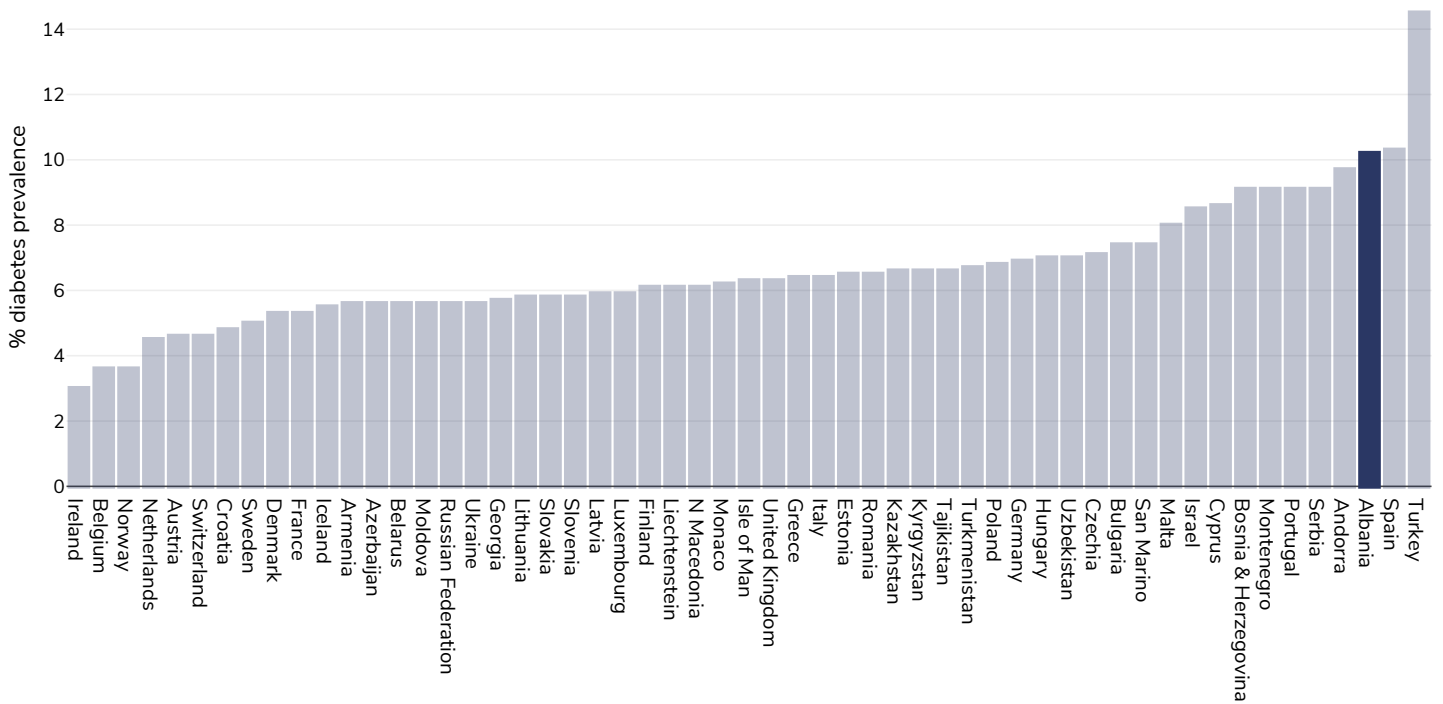
Global Health Observatory data repository, World Health Organisation,  
<http://apps.who.int/gho/data/node.main.A869?lang=en>

Definitions:

Age Standardised % raised fasting blood glucose ( $\geq 7.0$  mmol/L or on medication).

# Diabetes prevalence

## Adults, 2021



Age: 20-79

Area covered: National

References: Reproduced with kind permission International Diabetes Federation. IDF Diabetes Atlas, 10th edn. Brussels, Belgium:International Diabetes Federation, 2021. <http://www.diabetesatlas.org>

Definitions: Age-adjusted comparative prevalence of diabetes, %

## Contextual factors

**Disclaimer:** These contextual factors should be interpreted with care. Results are updated as regularly as possible and use very specific criteria. The criteria used and full definitions are available for download at the bottom of this page.



### Labelling

Is there mandatory nutrition labelling?	X
Front-of-package labelling?	X
Back-of-pack nutrition declaration?	X
Color coding?	X
Warning label?	X



## Regulation and marketing

<b>Are there fiscal policies on unhealthy products?</b>	✓
Tax on unhealthy foods?	✗
Tax on unhealthy drinks?	✓
<b>Are there fiscal policies on healthy products?</b>	✗
Subsidy on fruits?	✗
Subsidy on vegetables?	✗
Subsidy on other healthy products?	✗
<b>Mandatory limit or ban of trans fat (all settings)?</b>	✗
Mandatory limit of trans fats in place (all settings)?	✗
Ban on trans-fats or phos in place (all settings)?	✗
<b>Are there any mandatory policies/marketing restrictions on the promotion of unhealthy food/drinks to children?</b>	✗
Mandatory restriction on broadcast media?	✗
Mandatory restriction on non-broadcast media?	✗
Voluntary policies/marketing restrictions on the promotion of unhealthy food/drinks to children?	✗
<b>Are there mandatory standards for food in schools?</b>	✗
<b>Are there any mandatory nutrient limits in any manufactured food products?</b>	✗
<b>Nutrition standards for public sector procurement?</b>	✗





## Political will and support

National obesity strategy or nutrition and physical activity national strategy?	✓
National obesity strategy?	✓
National childhood obesity strategy?	✗
Comprehensive nutrition strategy?	✗
Comprehensive physical activity strategy?	✗
Evidence-based dietary guidelines and/or RDAs?	✓
National target(s) on reducing obesity?	✗
Guidelines/policy on obesity treatment?	✗
Promotion of breastfeeding?	✗



## Monitoring and surveillance

Monitoring of the prevalence and incidence for the main obesity-related NCDs and risk factors?	✓
Within 5 years?	✓



## Governance and resource

Multi-sectoral national co-ordination mechanism for obesity or nutrition (including obesity)?	✓
---	---

### Key

Present   
 Present (voluntary)   
 Incoming   
 Absent   
 Unknown

Last updated September 13, 2022

PDF created on May 18, 2024