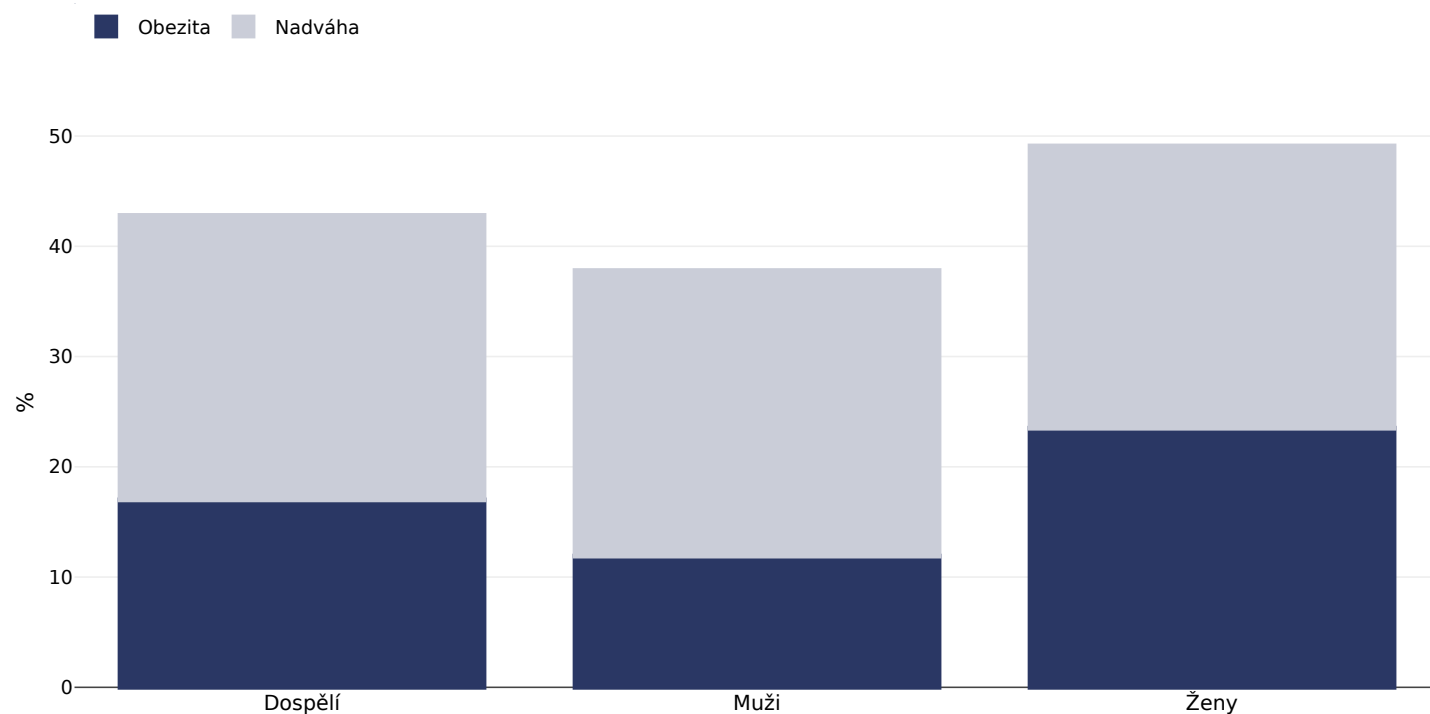


# Report card Afghánistán



## Prevalence obezity

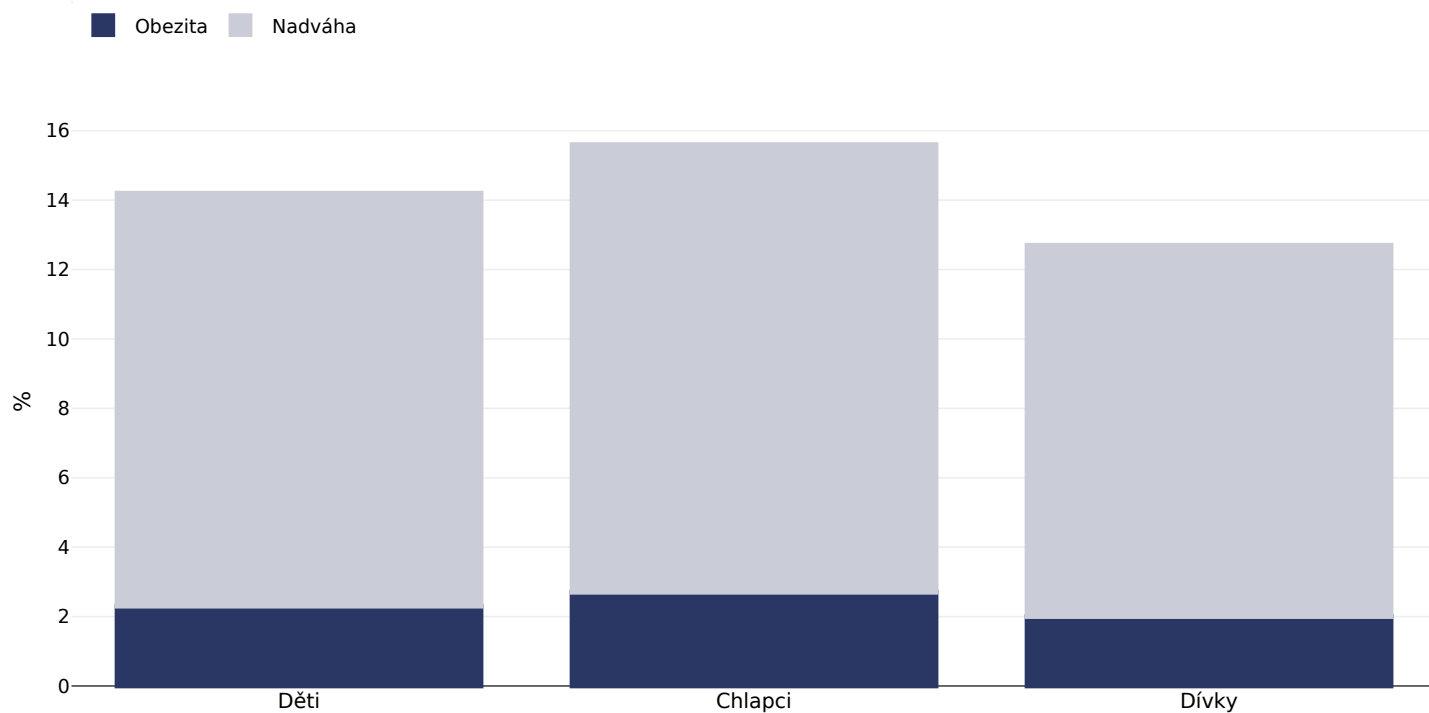
### Dospělí, 2018



Typ průzkumu:	Naměřené
Věk:	18-69
Velikost vzorku:	3666
Pokrytá oblast:	Národní
Reference:	Afghanistan STEPS Survey 2018 <a href="https://extranet.who.int/ncdsmicrodata/index.php/catalog/782">https://extranet.who.int/ncdsmicrodata/index.php/catalog/782</a> (Last Accessed 03.11.2020)

*Pokud není uvedeno jinak, nadváha znamená BMI mezi 25 a 29,9 kg/m<sup>2</sup>, obezita znamená BMI vyšší než 30 kg/m<sup>2</sup>.*

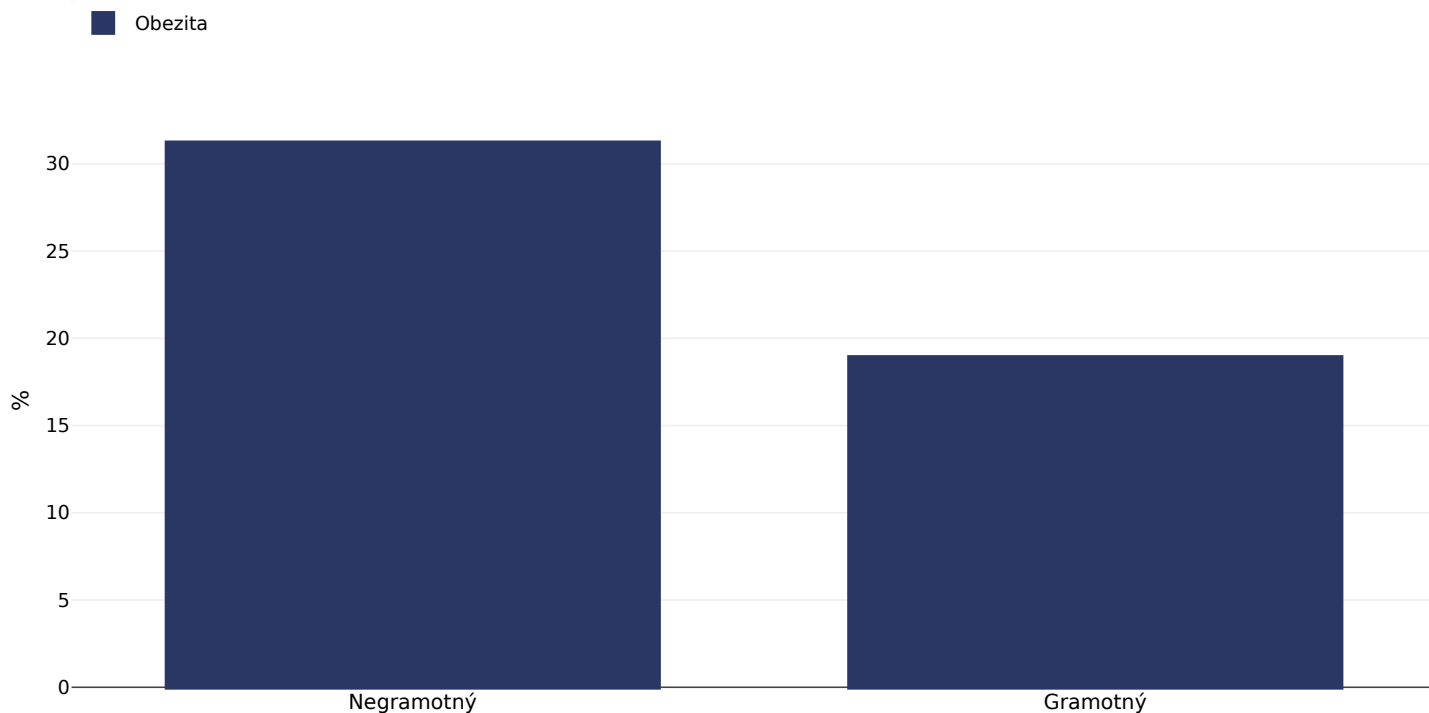
## Děti, 2014



Typ průzkumu:	Samonahlášený
Věk:	13-17
Velikost vzorku:	2579
Pokrytá oblast:	Národní
Reference:	Global School-based Student Health Survey (GSHS), available at <a href="https://www.who.int/ncds/surveillance/gshs/2014-GSHS-Afghanistan-fact-sheet.pdf?ua=1">https://www.who.int/ncds/surveillance/gshs/2014-GSHS-Afghanistan-fact-sheet.pdf?ua=1</a> (last accessed 25.11.20)
Poznámky:	WHO cutoffs.
Cutoffs:	WHO

## Nadváha/obezita podle vzdělání

### Dospělí, 2013



Typ průzkumu: Naměřené

Věk: 25+

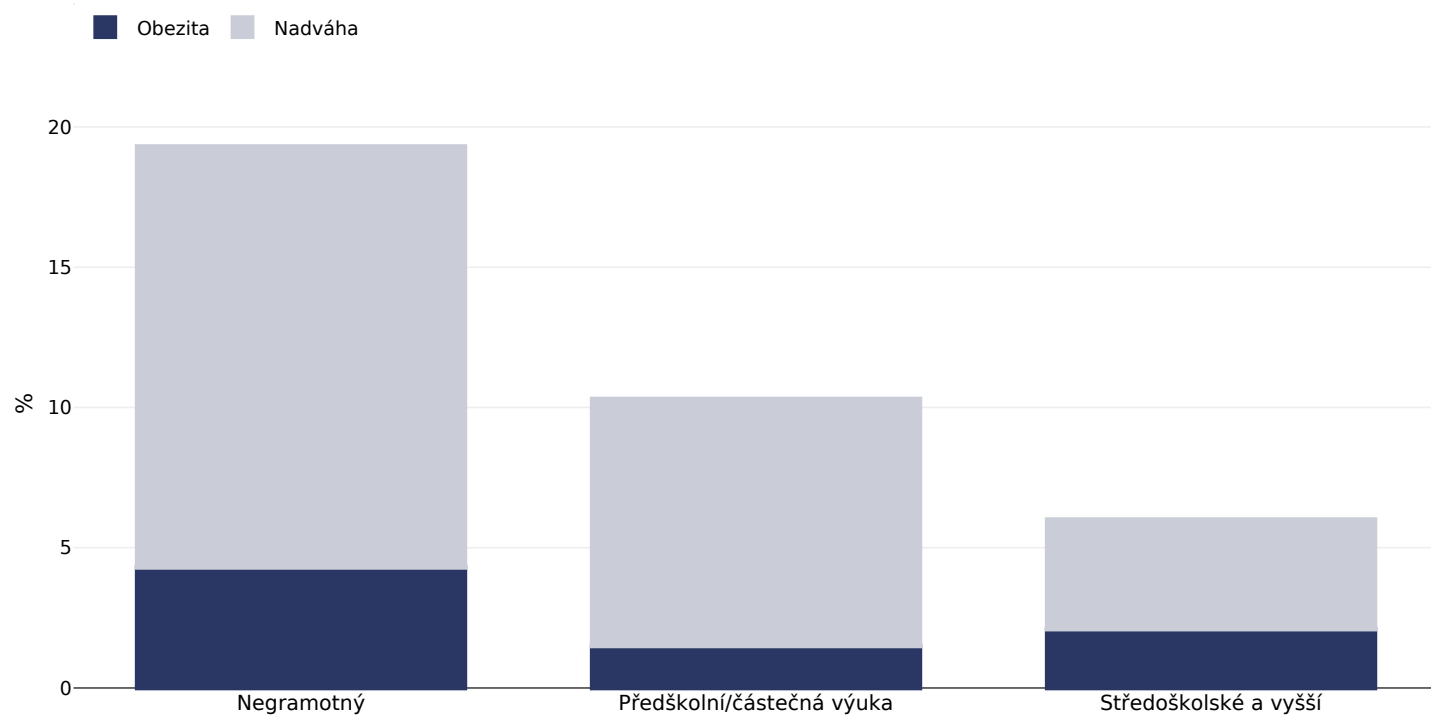
Velikost vzorku: 1200

Pokrytá oblast: Jalalabad City

Reference: Saeed KMI. Prevalence and associated risk factors for Obesity in Jalabad city - Afghanistan. Alexandria Journal of Medicine (2015) 51, 347-352

*Pokud není uvedeno jinak, nadváha znamená BMI mezi 25 a 29,9 kg/m<sup>2</sup>, obezita znamená BMI vyšší než 30 kg/m<sup>2</sup>.*

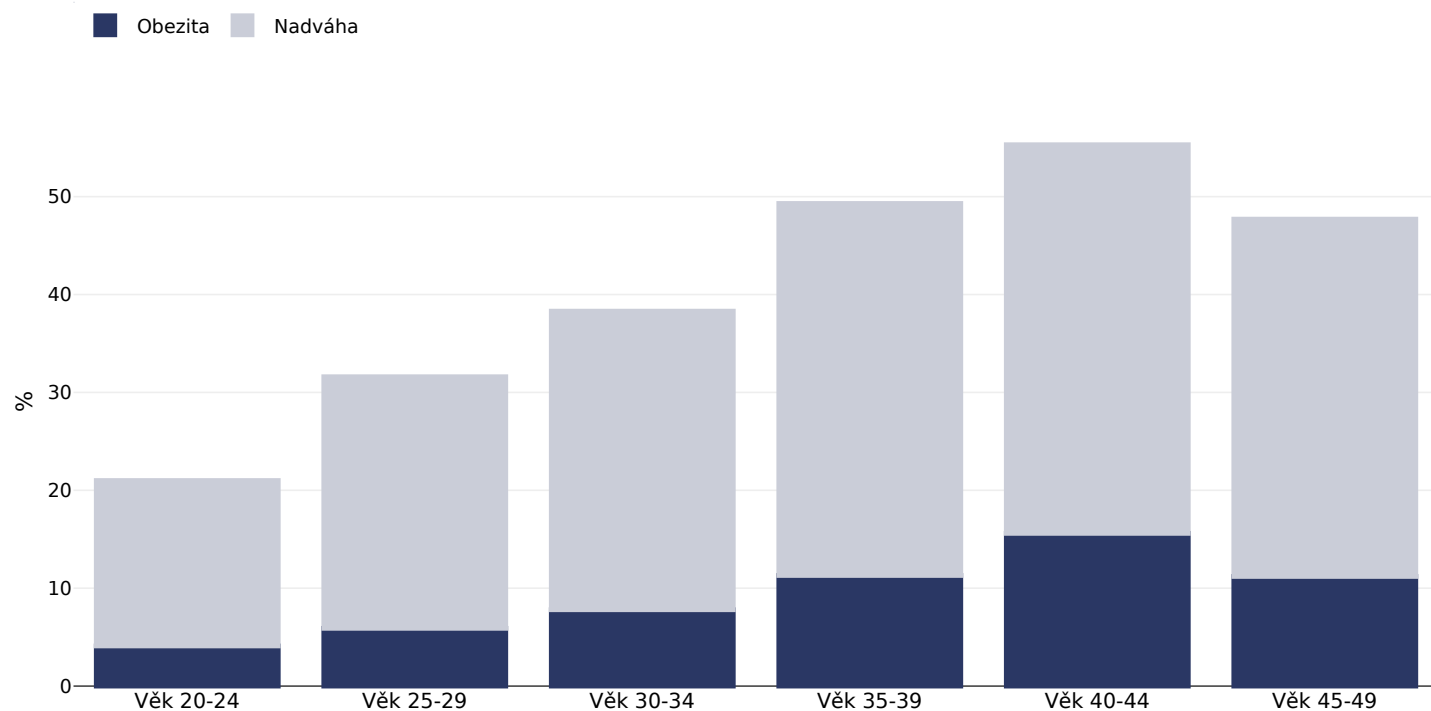
## Dívky, 2013



Typ průzkumu:	Naměřené
Věk:	15-19
Velikost vzorku:	5808
Pokrytá oblast:	Národní
Reference:	National Nutrition Survey Afghanistan 2013. Survey Report. Available from: <a href="https://reliefweb.int/sites/reliefweb.int/files/resources/Report%20NNS%20Afghanistan%202013%20(July%2026-14).pdf">https://reliefweb.int/sites/reliefweb.int/files/resources/Report%20NNS%20Afghanistan%202013%20(July%2026-14).pdf</a> . [Last Accessed 16th January 2019].
Poznámky:	WHO cut-offs used
Cutoffs:	WHO

## Nadváha/obezita podle věku

### Ženy, 2013



Typ průzkumu: Naměřené

Velikost vzorku: 11124

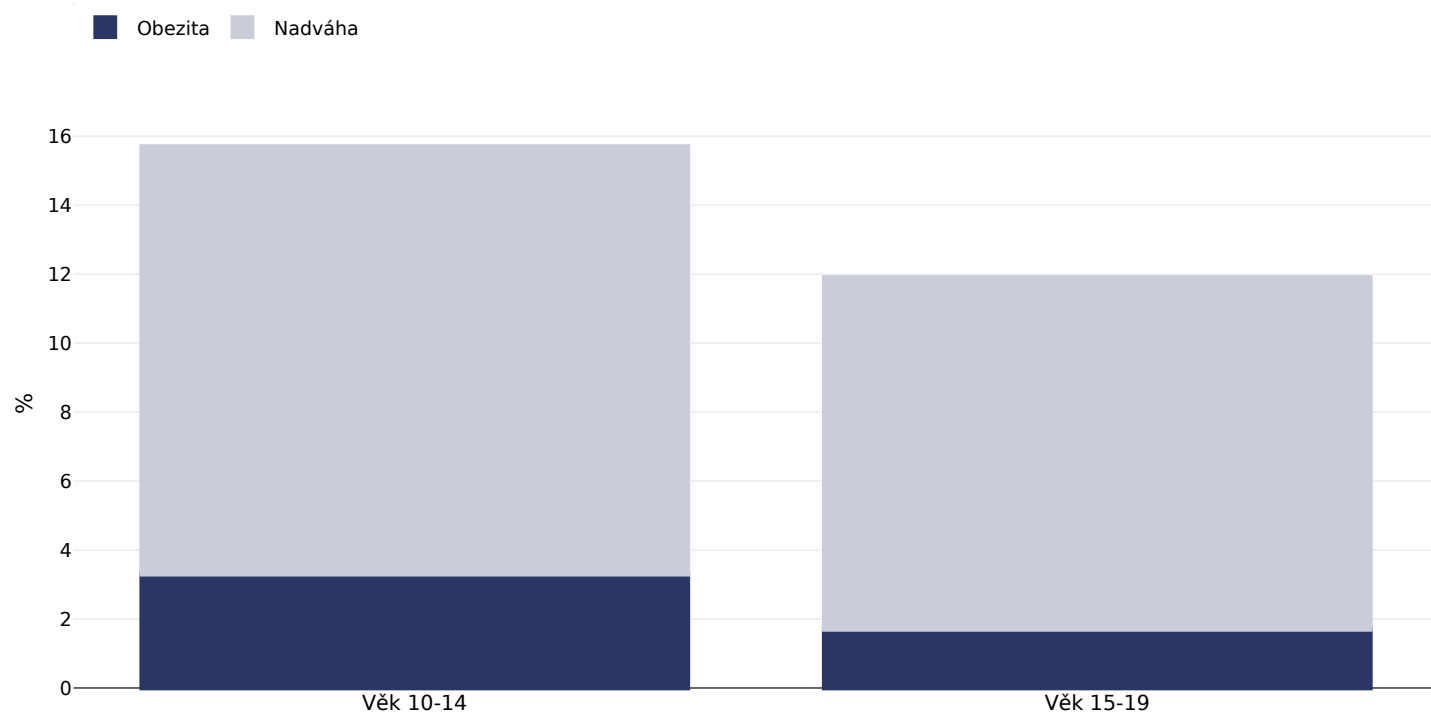
Pokrytá oblast: Národní

Reference: National Nutrition Survey Afghanistan 2013. Survey Report. Available from: [https://reliefweb.int/sites/reliefweb.int/files/resources/Report%20NNS%20Afghanistan%202013%20\(July%2026-14\).pdf](https://reliefweb.int/sites/reliefweb.int/files/resources/Report%20NNS%20Afghanistan%202013%20(July%2026-14).pdf). [Last Accessed 16th January 2019].

Poznámky: Demographic Health Survey data includes ever married women aged 15-49 years only and may include males aged 15-59.

*Pokud není uvedeno jinak, nadváha znamená BMI mezi 25 a 29,9 kg/m<sup>2</sup>, obezita znamená BMI vyšší než 30 kg/m<sup>2</sup>.*

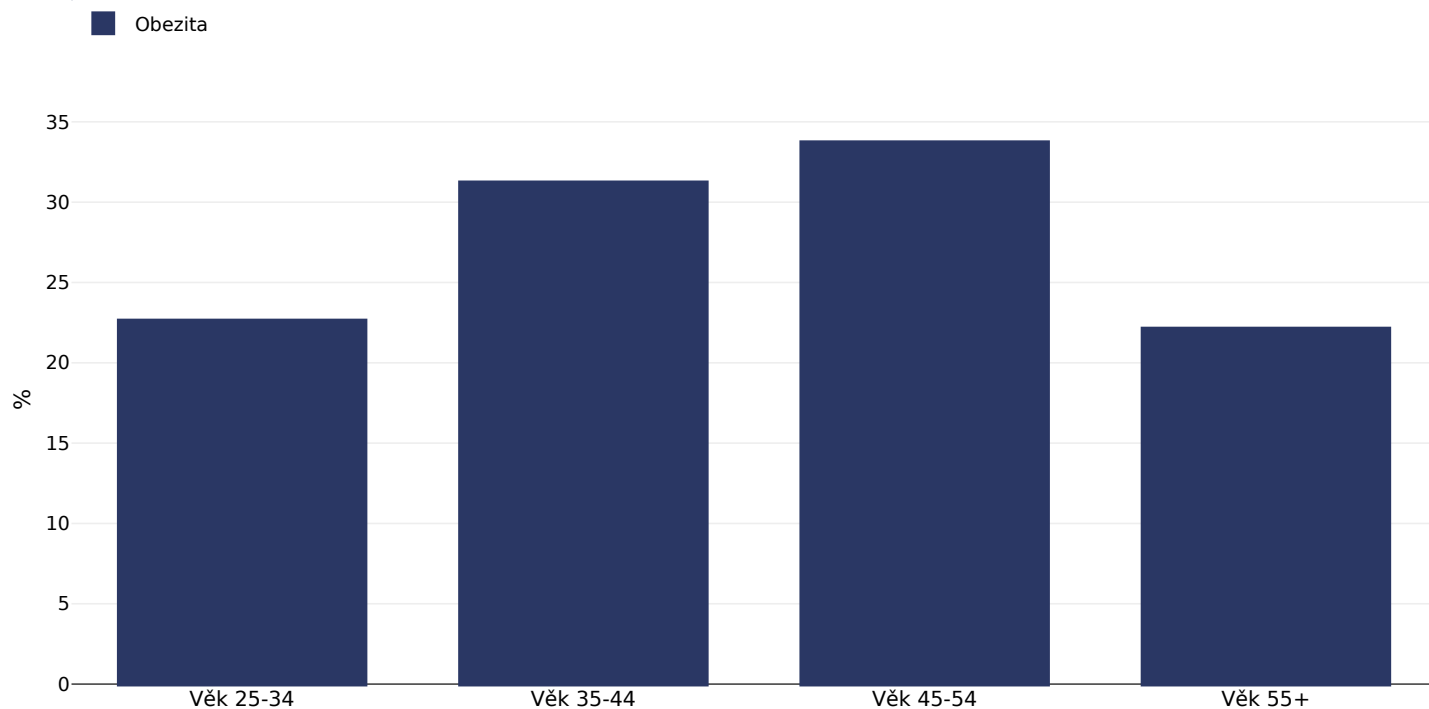
## Dívky, 2013



Typ průzkumu:	Naměřené
Velikost vzorku:	5808
Pokrytá oblast:	Národní
Reference:	National Nutrition Survey Afghanistan 2013. Survey Report. Available from: <a href="https://reliefweb.int/sites/reliefweb.int/files/resources/Report%20NNS%20Afghanistan%202013%20(July%2026-14).pdf">https://reliefweb.int/sites/reliefweb.int/files/resources/Report%20NNS%20Afghanistan%202013%20(July%2026-14).pdf</a> . [Last Accessed 16th January 2019].
Poznámky:	WHO cut-offs used.
Cutoffs:	WHO

## Nadváha/obezita podle regionu

### Dospělí, 2015



Typ průzkumu:

Naměřené

Velikost vzorku:

1200

Pokrytá oblast:

Regional - Jalalabad

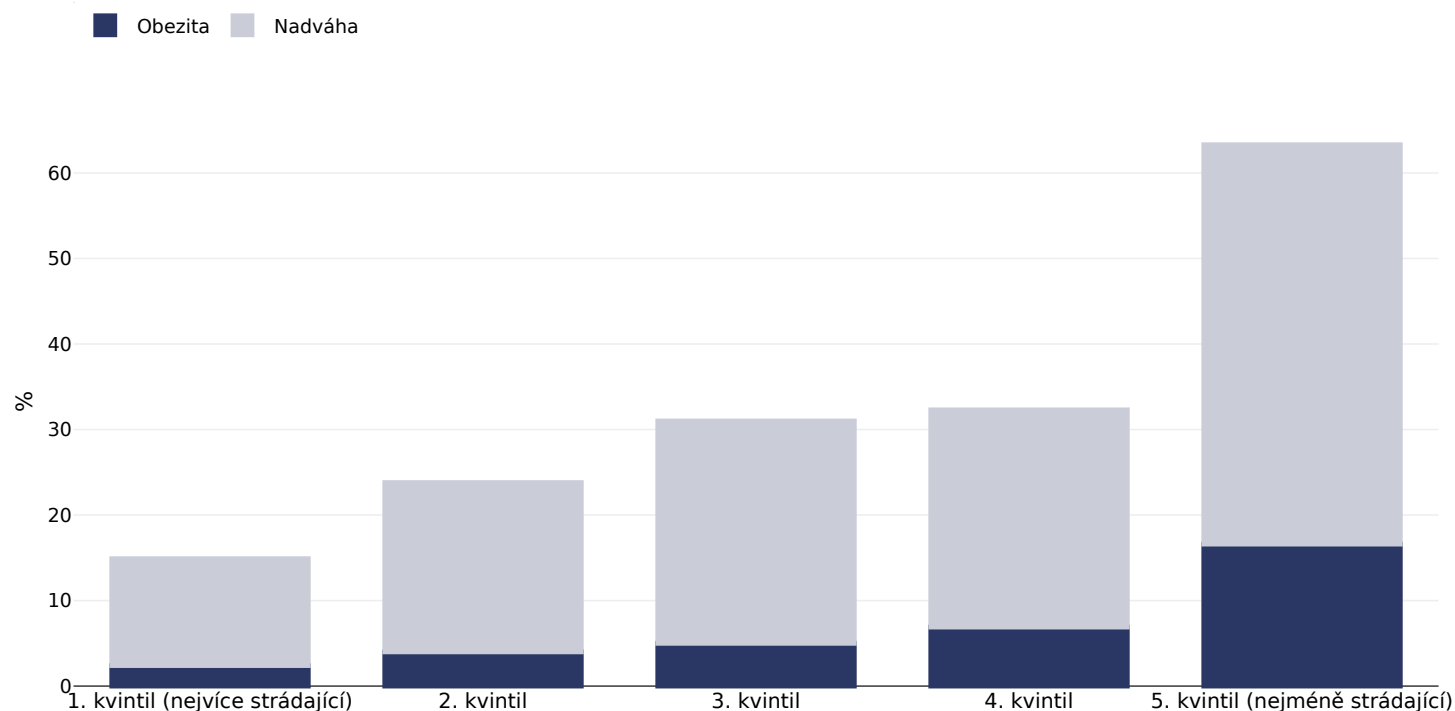
Reference:

Profile of risk factors for noncommunicable diseases in major cities of Afghanistan: WHO STEPwise approach.  
<https://applications.emro.who.int/emhj/v26/04/10203397-2020-2604-388-399.pdf> (last accessed 19.05.2022)

*Pokud není uvedeno jinak, nadváha znamená BMI mezi 25 a 29,9 kg/m<sup>2</sup>, obezita znamená BMI vyšší než 30 kg/m<sup>2</sup>.*

## Nadváha/obezita podle sociálně-ekonomické skupiny

### Ženy, 2013



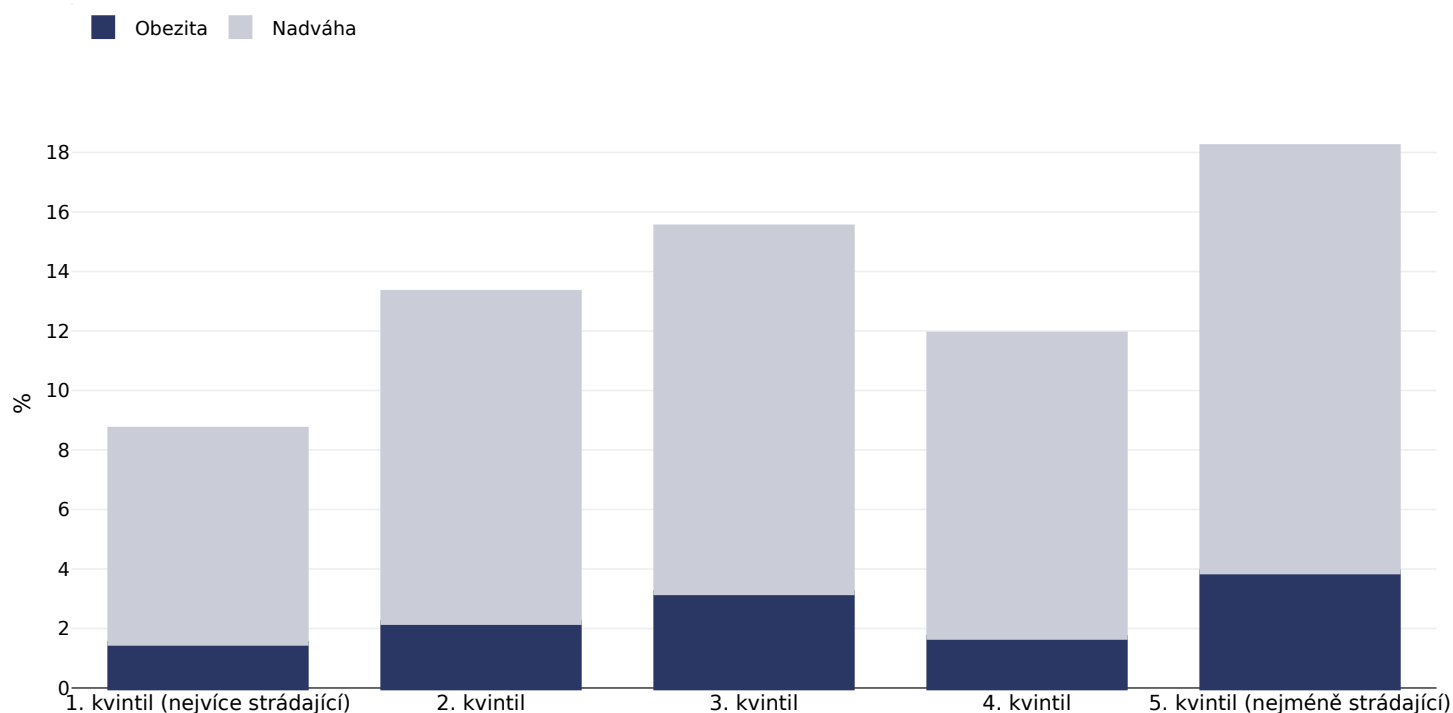
Typ průzkumu:	Naměřené
Věk:	15-49
Velikost vzorku:	11,124
Pokrytá oblast:	Národní

Reference: National Nutrition Survey Afghanistan 2013. Survey Report. Available from: [https://reliefweb.int/sites/reliefweb.int/files/resources/Report%20NNS%20Afghanistan%202013%20\(July%2026-14\).pdf](https://reliefweb.int/sites/reliefweb.int/files/resources/Report%20NNS%20Afghanistan%202013%20(July%2026-14).pdf) [Last Accessed 16th January 2019].

Poznámky: Demographic Health Survey data includes ever married women aged 15-49 years only and may include males aged 15-59.  
Pokud není uvedeno jinak, nadváha znamená BMI mezi 25 a 29,9 kg/m<sup>2</sup>, obezita znamená BMI vyšší než 30 kg/m<sup>2</sup>.



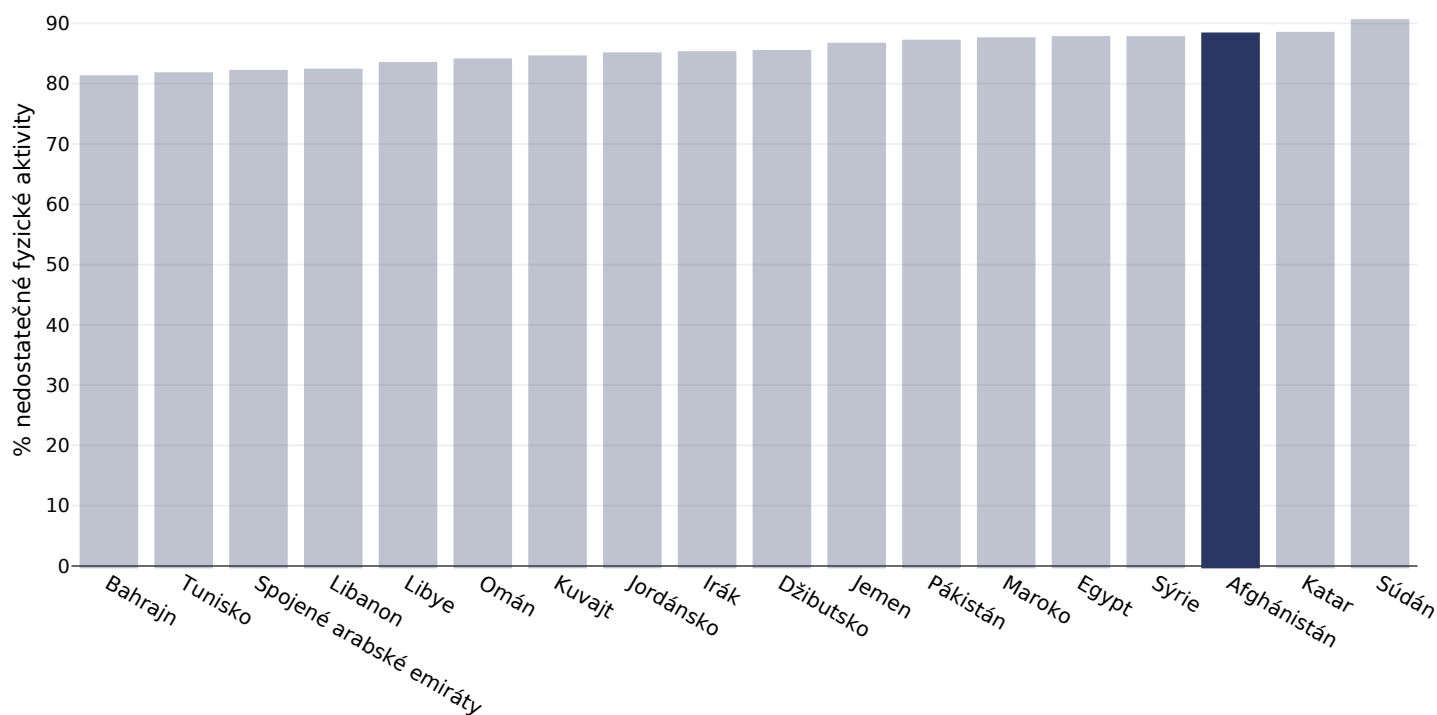
## Dívky, 2013



Typ průzkumu:	Naměřené
Věk:	15-19
Velikost vzorku:	5808
Pokrytá oblast:	Národní
Reference:	National Nutrition Survey Afghanistan 2013. Survey Report. Available from: <a href="https://reliefweb.int/sites/reliefweb.int/files/resources/Report%20NNS%20Afghanistan%202013%20(July%2026-14).pdf">https://reliefweb.int/sites/reliefweb.int/files/resources/Report%20NNS%20Afghanistan%202013%20(July%2026-14).pdf</a> . [Last Accessed 16th January 2019].
Poznámky:	WHO cut-offs used.
Cutoffs:	WHO

## Nedostatečná fyzická aktivita

### Děti, 2016



Typ průzkumu:

Samohlášený

Věk:

11-17

Reference:

Global Health Observatory data repository, World Health Organisation, <https://apps.who.int/gho/data/node.main.A893ADO?lang=en> (last accessed 16.03.21)

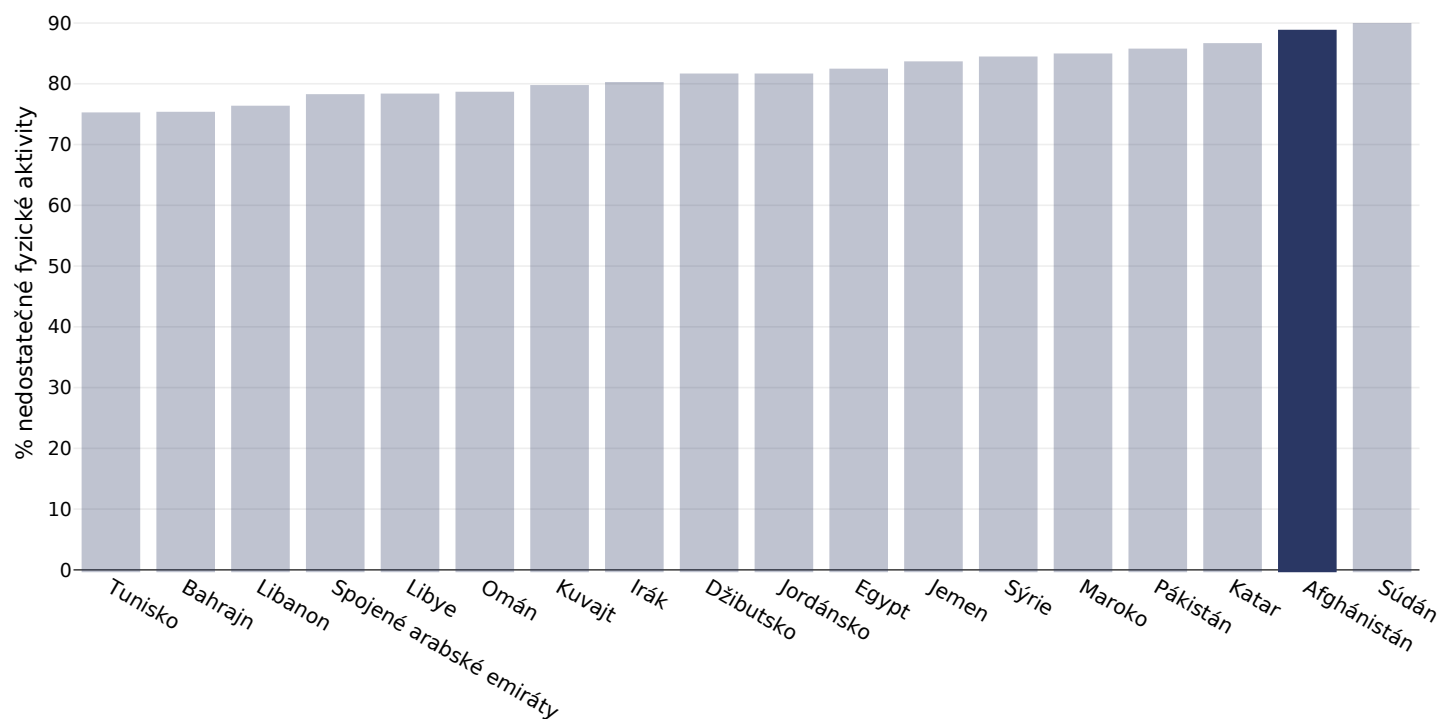
Poznámky:

% of school going adolescents not meeting WHO recommendations on Physical Activity for Health, i.e. doing less than 60 minutes of moderate- to vigorous-intensity physical activity daily.

Definice (k dispozici pouze v angličtině):

% Adolescents insufficiently active (age standardised estimate)

## Chlapci, 2016



Typ průzkumu:

Samonahlášený

Věk:

11-17

Reference:

Global Health Observatory data repository, World Health Organisation, <https://apps.who.int/gho/data/node.main.A893ADO?lang=en> (last accessed 16.03.21)

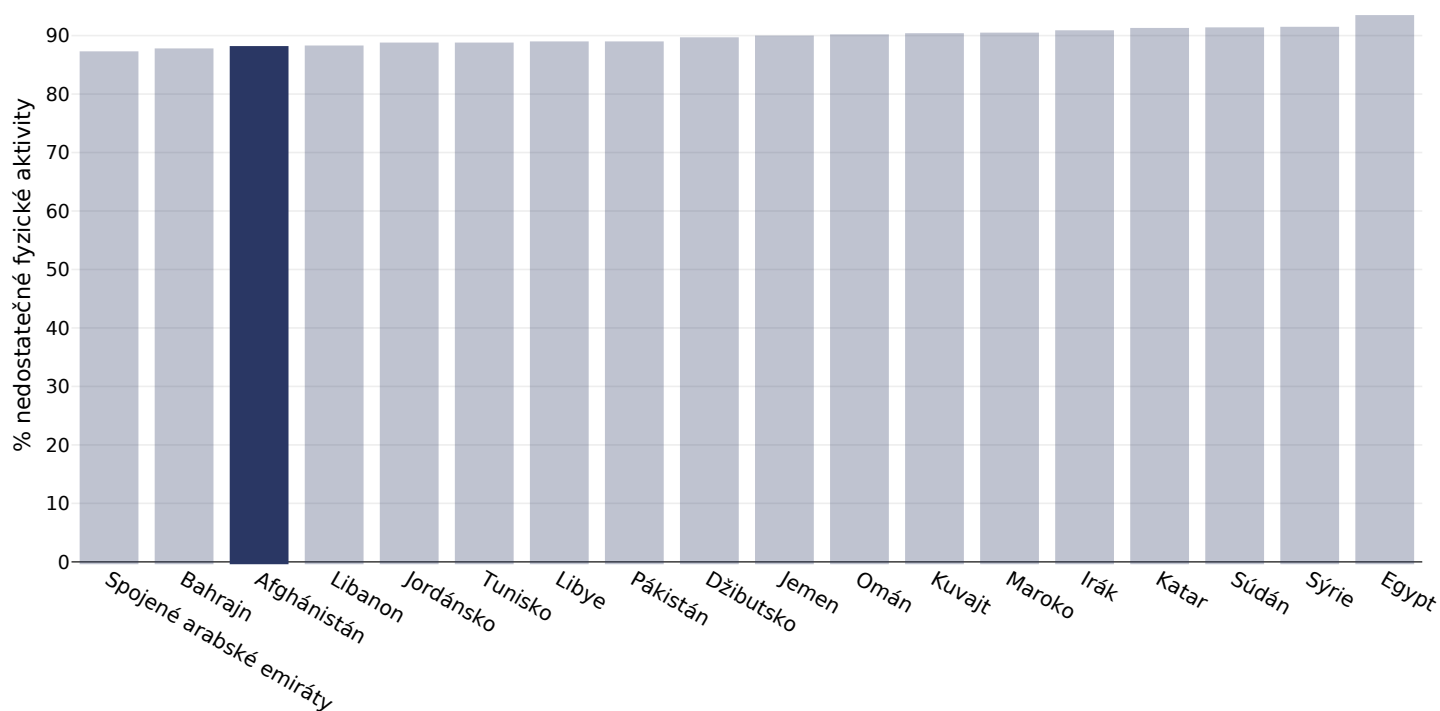
Poznámky:

% of school going adolescents not meeting WHO recommendations on Physical Activity for Health, i.e. doing less than 60 minutes of moderate- to vigorous-intensity physical activity daily.

Definice (k dispozici pouze v angličtině):

% Adolescents insufficiently active (age standardised estimate)

## Dívky, 2016



Typ průzkumu:

Samohlášený

Věk:

11-17

Reference:

Global Health Observatory data repository, World Health Organisation, <https://apps.who.int/gho/data/node.main.A893ADO?lang=en> (last accessed 16.03.21)

Poznámky:

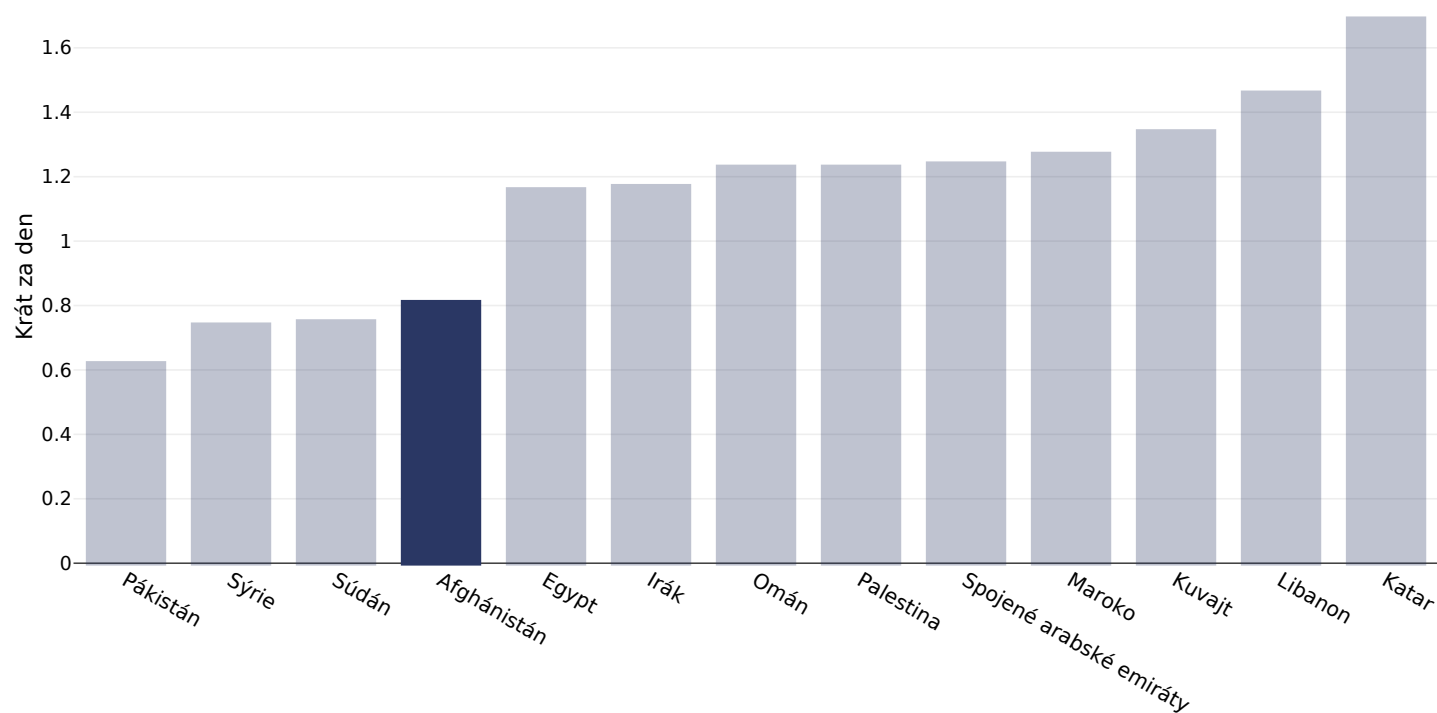
% of school going adolescents not meeting WHO recommendations on Physical Activity for Health, i.e. doing less than 60 minutes of moderate- to vigorous-intensity physical activity daily.

Definice (k dispozici pouze v angličtině):

% Adolescents insufficiently active (age standardised estimate)

## Průměrná denní frekvence konzumace sycených nealkoholických nápojů

### Děti, 2009-2015



Typ průzkumu:

Naměřené

Věk:

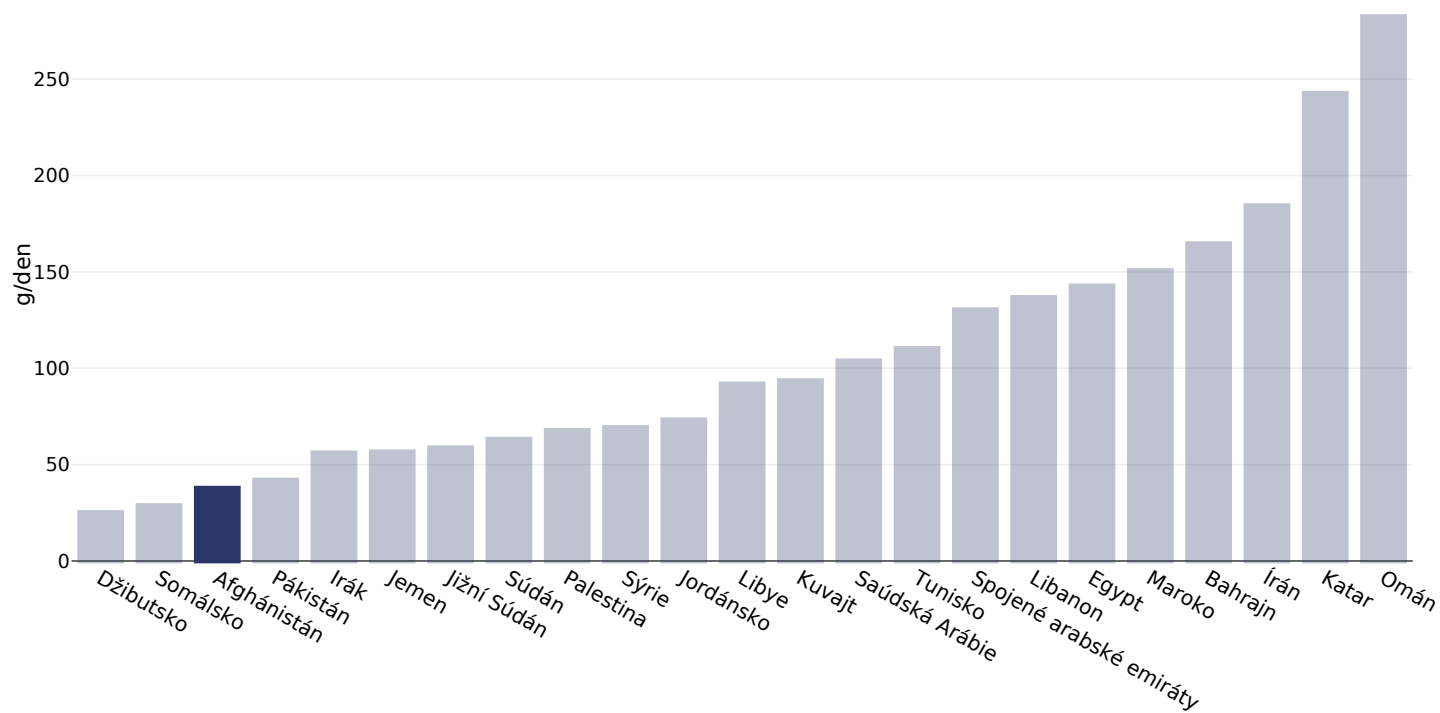
12-17

Reference:

Beal et al. (2019). Global Patterns of Adolescent Fruit, Vegetable, Carbonated Soft Drink, and Fast-food consumption: A meta-analysis of global school-based student health surveys. Food and Nutrition Bulletin. <https://doi.org/10.1177/0379572119848287> sourced from Food Systems Dashboard <http://www.foodsystemsdashboard.org/food-system>

## Estimated per capita fruit intake

**Dospělí, 2017**



Typ průzkumu:

Naměřené

Věk:

25+

Reference:

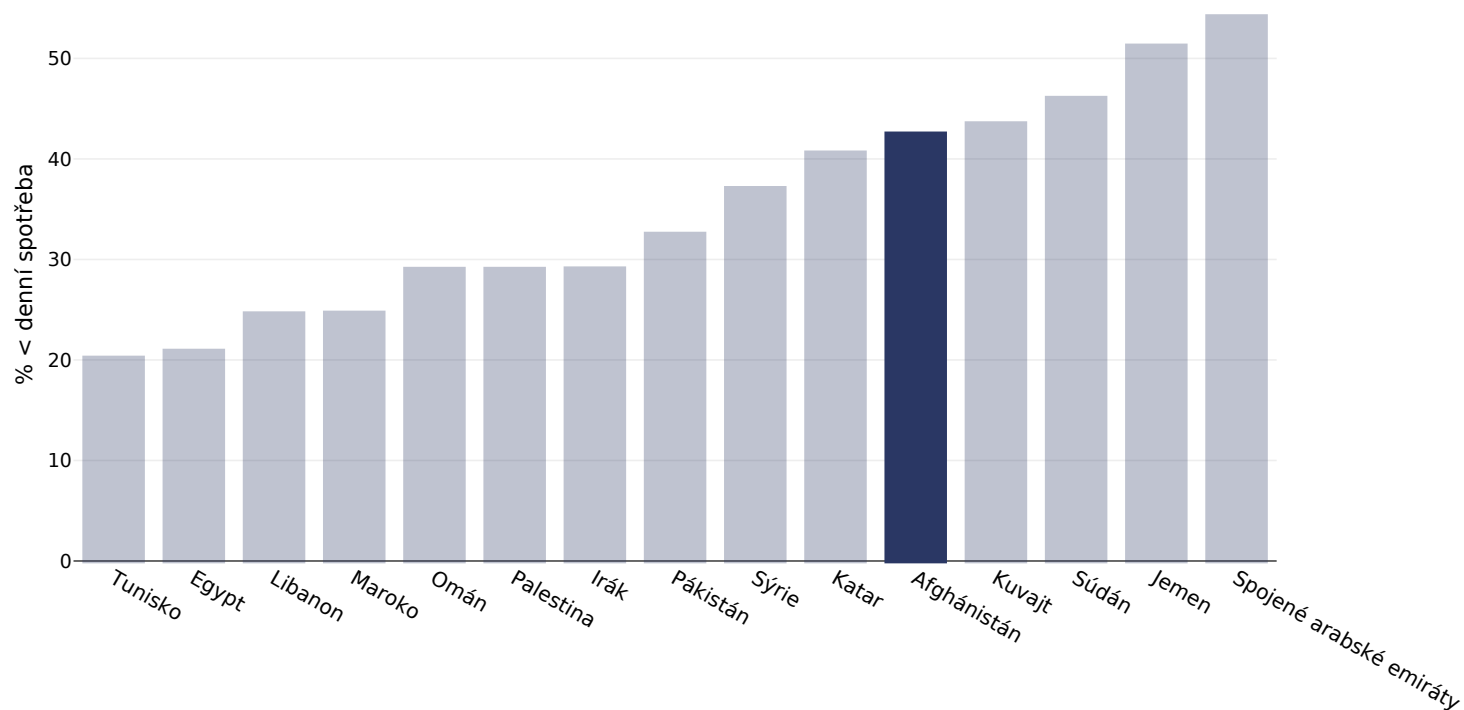
Global Burden of Disease, the Institute for Health Metrics and Evaluation <http://ghdx.healthdata.org/>

Definice (k dispozici pouze v angličtině):

Estimated per-capita fruit intake (g/day)

## Prevalence spotřeby méně než jednoho ovoce denně

### Děti, 2008-2015



Typ průzkumu:

Naměřené

Věk:

12-17

Reference:

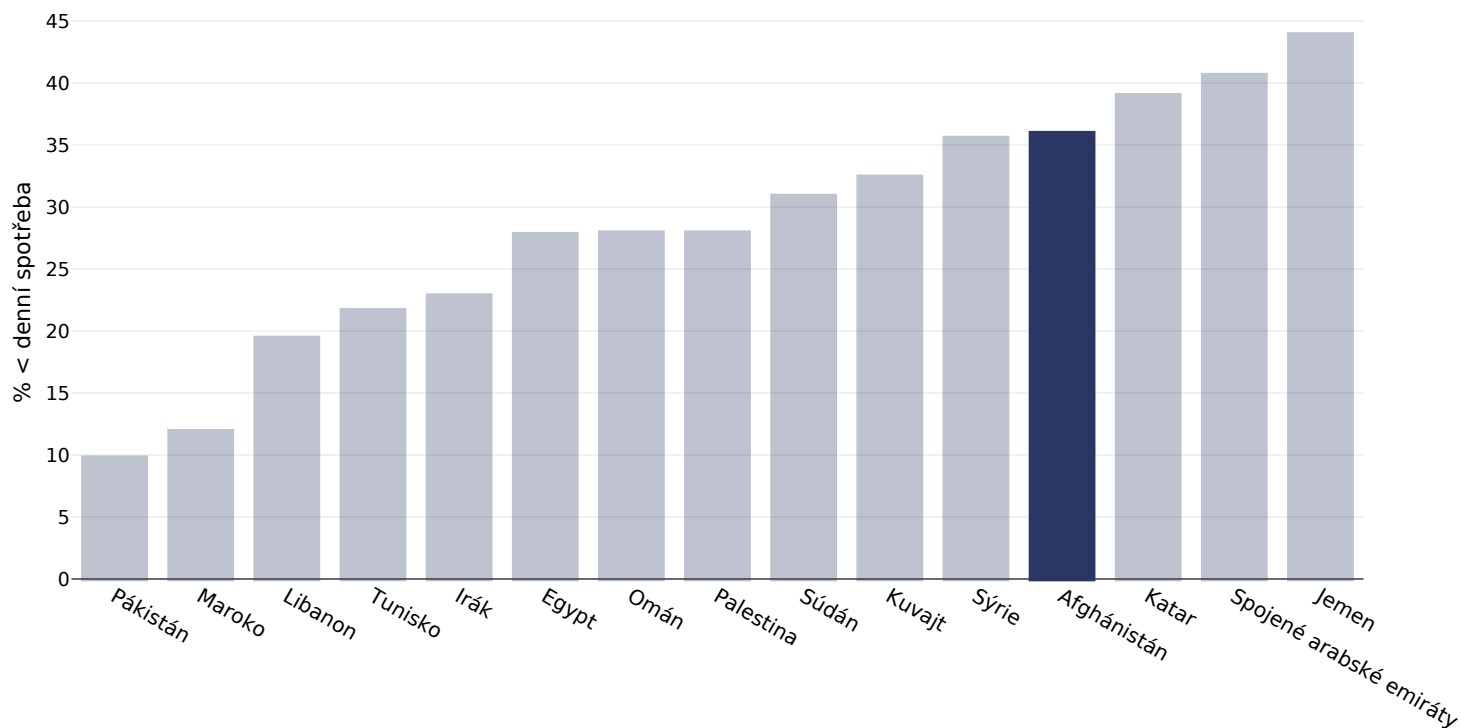
Global School-based Student Health Surveys. Beal et al (2019). Global Patterns of Adolescent Fruit, Vegetable, Carbonated Soft Drink, and Fast-food consumption: A meta-analysis of global school-based student health surveys. Food and Nutrition Bulletin. <https://doi.org/10.1177/0379572119848287>. Sourced from Food Systems Dashboard <http://www.foodsystemsdashboard.org/food-system>

Definice (k dispozici pouze v angličtině):

Prevalence of less-than-daily fruit consumption (% less-than-daily fruit consumption)

## Prevalence spotřeby méně než jedné zeleniny denně

### Děti, 2008-2015



Typ průzkumu:

Naměřené

Věk:

12-17

Reference:

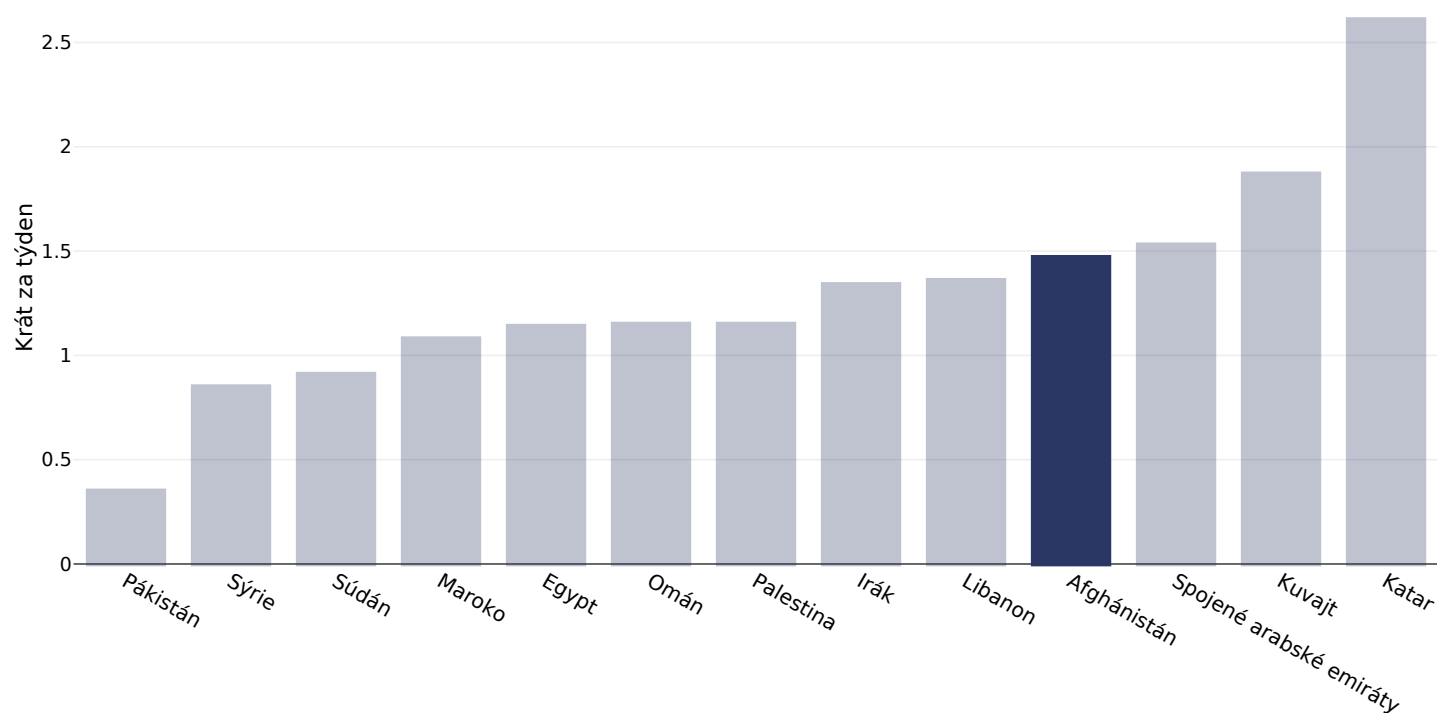
Beal et al. (2019). Global Patterns of Adolescent Fruit, Vegetable, Carbonated Soft Drink, and Fast-food consumption: A meta-analysis of global school-based student health surveys. Food and Nutrition Bulletin. <https://doi.org/10.1177/0379572119848287> sourced from Food Systems Dashboard <http://www.foodsystemsdashboard.org/food-system>

Definice (k dispozici pouze v angličtině):

Prevalence of less-than-daily vegetable consumption (% less-than-daily vegetable consumption)



## Průměrná týdenní frekvence konzumace rychlého občerstvení Děti, 2009-2015

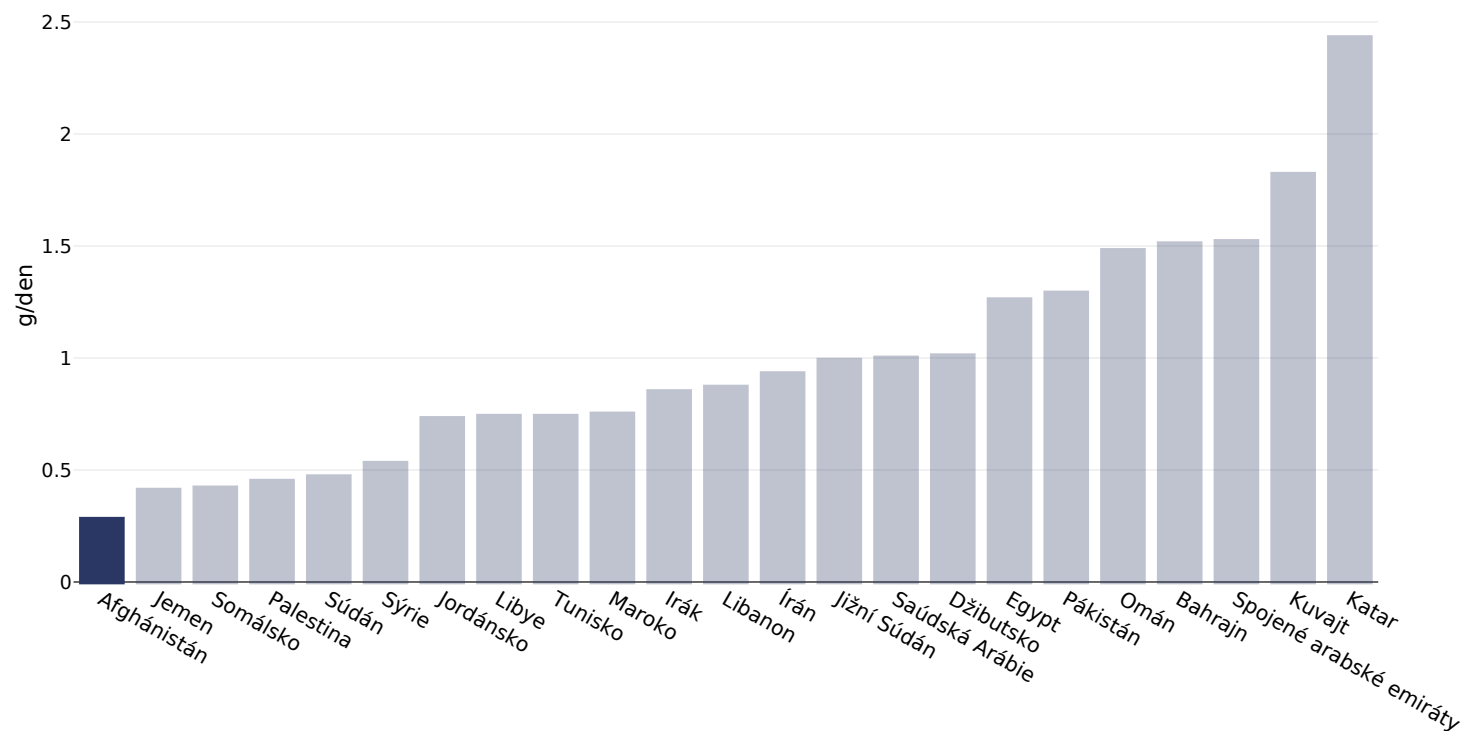


Věk: 12-17

Reference: Beal et al. (2019). Global Patterns of Adolescent Fruit, Vegetable, Carbonated Soft Drink, and Fast-food consumption: A meta-analysis of global school-based student health surveys. Food and Nutrition Bulletin. <https://doi.org/10.1177/0379572119848287> sourced from Food Systems Dashboard <http://www.foodsystemsdashboard.org/food-system>

## Odhadovaný příjem zpracovaného masa na osobu

### Dospělí, 2017



Typ průzkumu:

Naměřené

Věk:

25+

Reference:

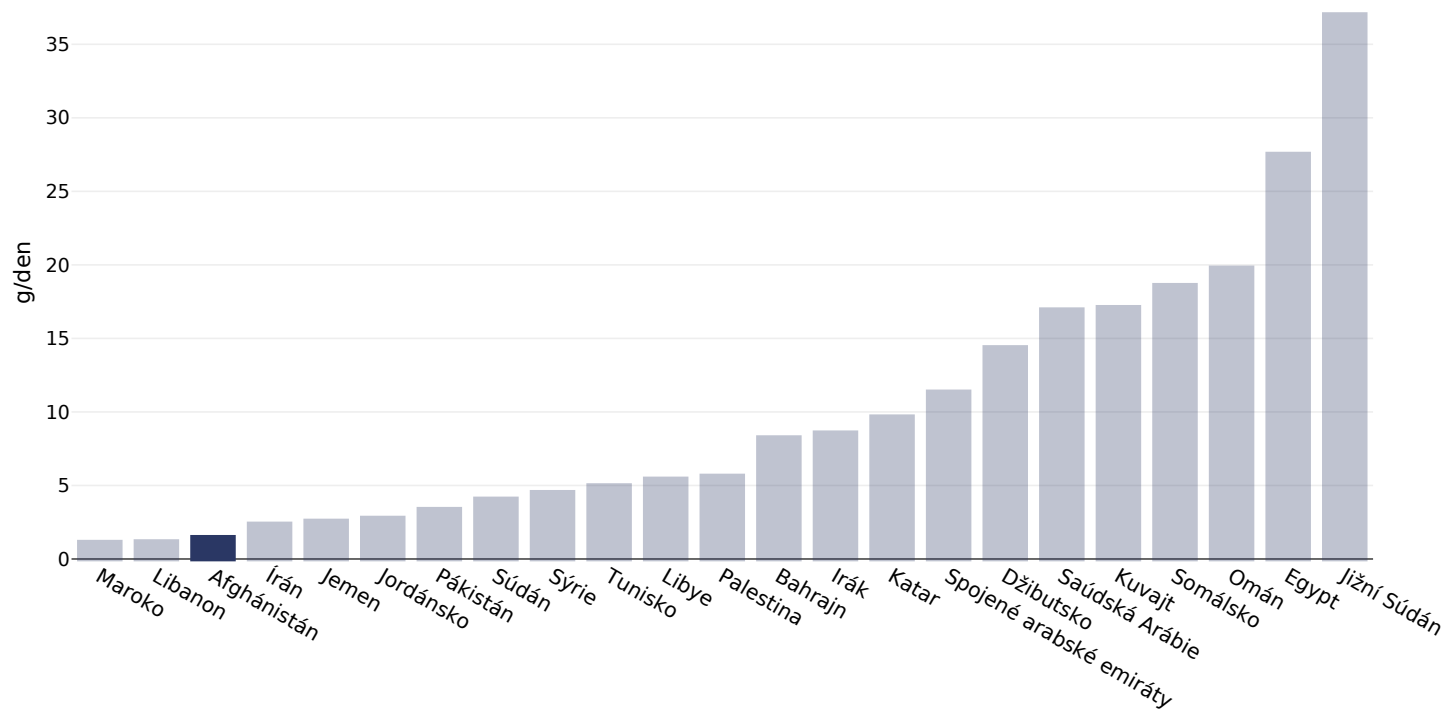
Global Burden of Disease, the Institute for Health Metrics and Evaluation <http://ghdx.healthdata.org/>

Definice (k dispozici pouze v angličtině):

Estimated per-capita processed meat intake (g per day)

## Estimated per capita whole grains intake

**Dospělí, 2017**



Typ průzkumu:

Naměřené

Věk:

25+

Reference:

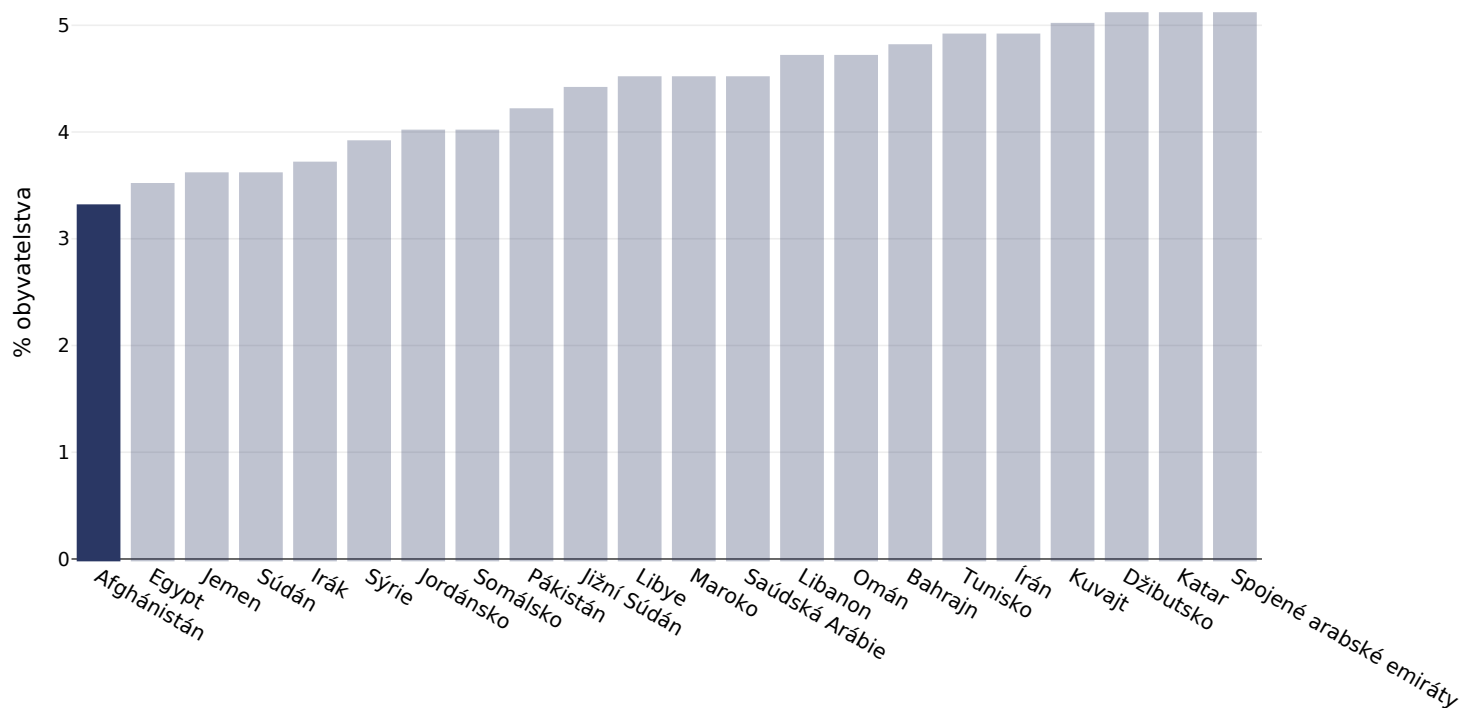
Global Burden of Disease, the Institute for Health Metrics and Evaluation <http://ghdx.healthdata.org/>

Definice (k dispozici pouze v angličtině):

Estimated per-capita whole grains intake (g/day)

## Duševní zdraví - stavy deprese

### Dospělí, 2015

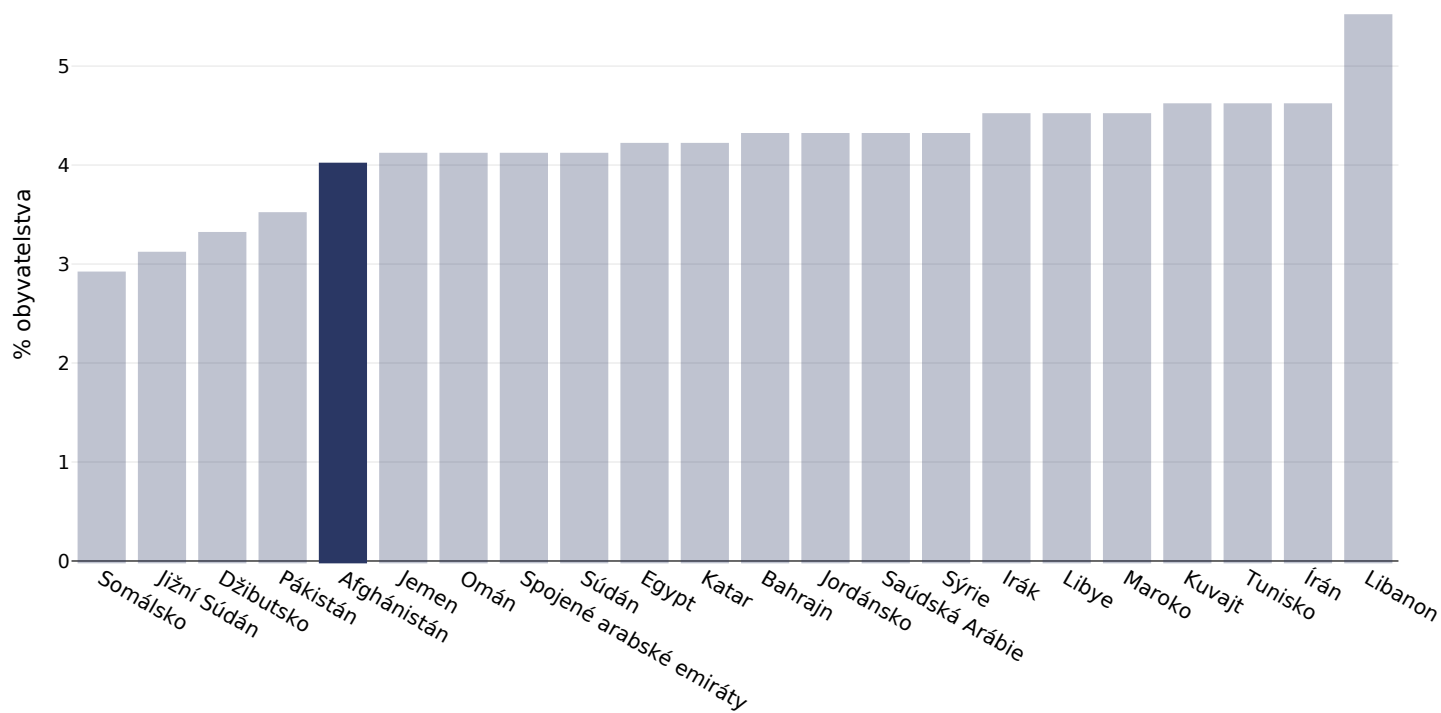


Reference: Prevalence data from Global Burden of Disease study 2015 (<http://ghdx.healthdata.org>) published in: Depression and Other Common Mental Disorders: Global Health Estimates. Geneva:World Health Organization; 2017. Licence: CC BY-NC-SA 3.0 IGO.

Definice (k dispozici pouze v angličtině): % of population with depression disorders

## Duševní zdraví - stavy úzkosti

### Dospělí, 2015



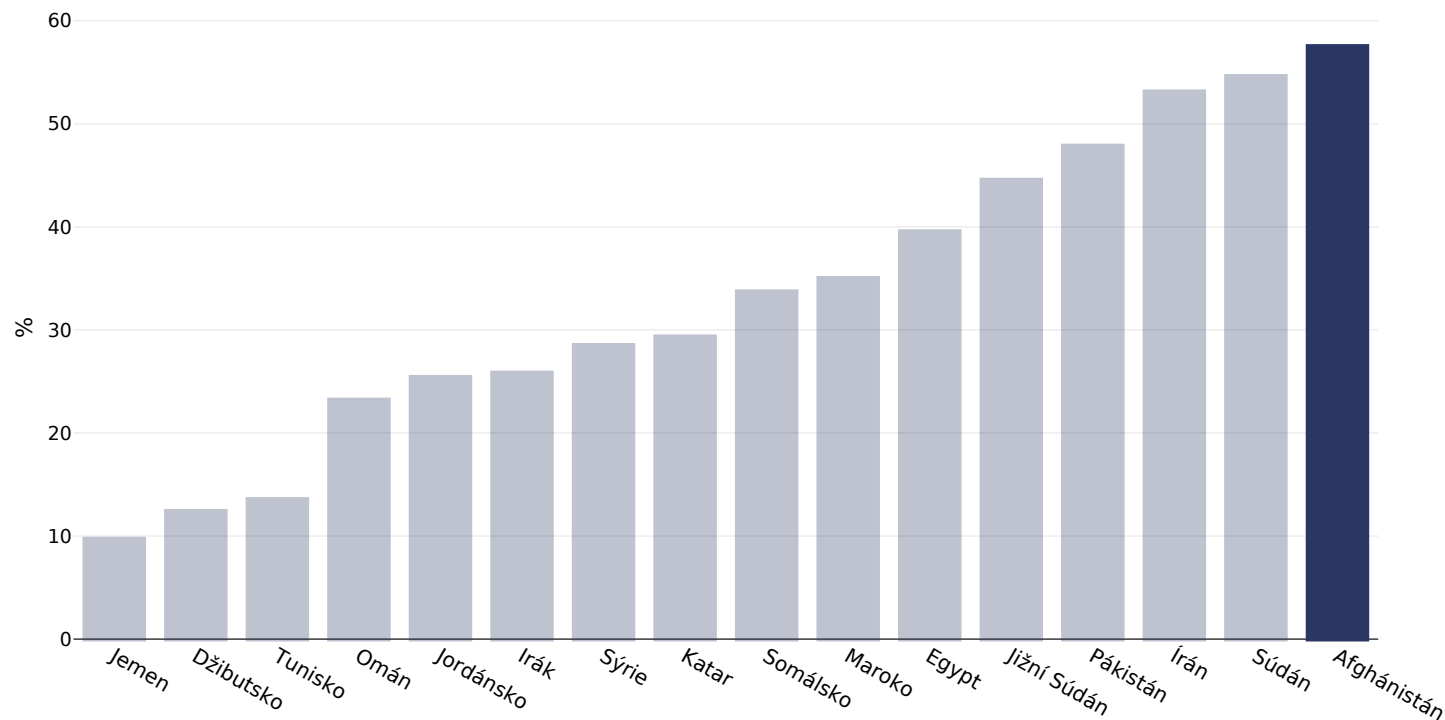
Reference: Prevalence data from Global Burden of Disease study 2015 (<http://ghdx.healthdata.org>) published in: Depression and Other Common Mental Disorders: Global Health Estimates. Geneva:World Health Organization; 2017. Licence: CC BY-NC-SA 3.0 IGO.

Definice (k dispozici pouze v angličtině):

% of population with anxiety disorders

## % výhradně kojených dětí 0-5 měsíců

### Děti, 2010-2019



Pokrytá oblast:

Národní

Reference:

Afghanistan Health Survey 2018

Poznámky:

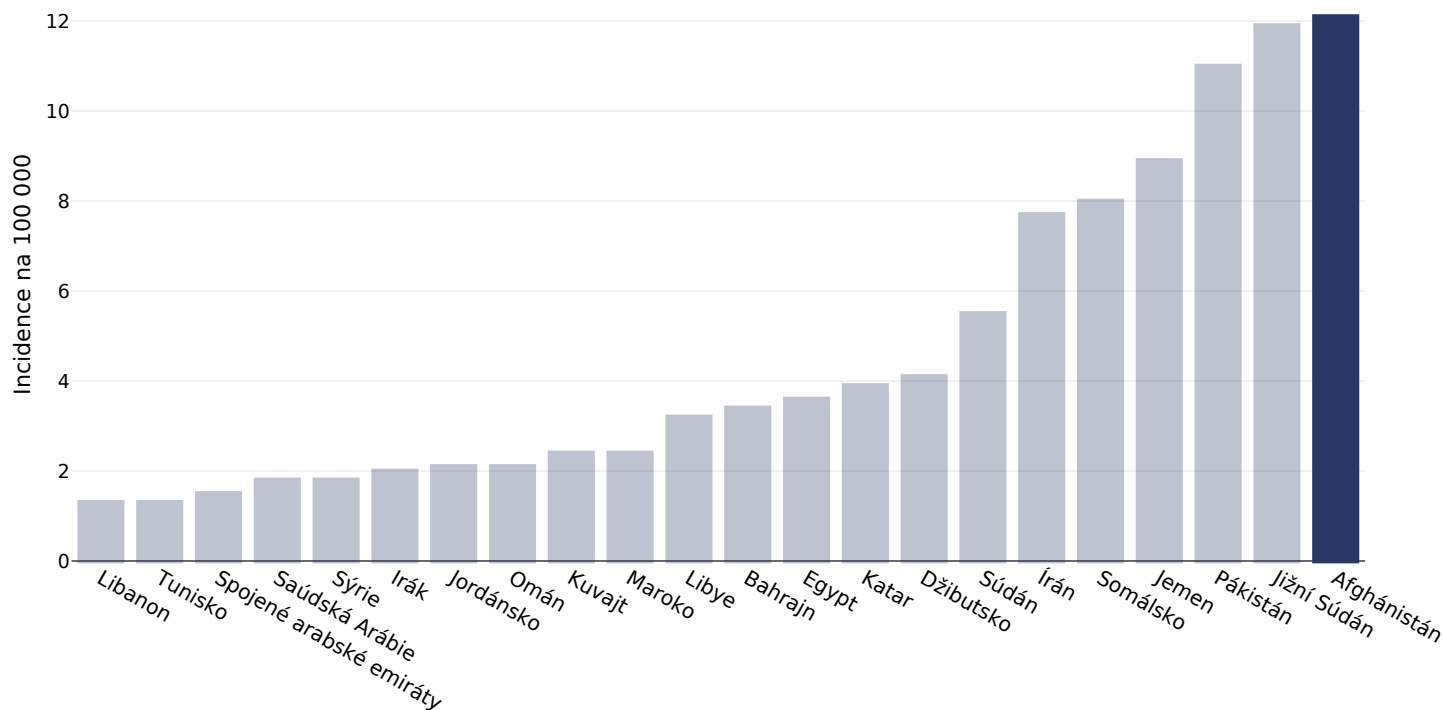
See UNICEF website for further survey information. Available at : <https://data.unicef.org/resources/dataset/infant-young-child-feeding/> (last accessed 28.9.21) Citation: United Nations Children's Fund, Division of Data, Analysis, Planning and Monitoring (2021). Global UNICEF Global Databases: Infant and Young Child Feeding: Exclusive breastfeeding, New York, September 2021.

Definice (k dispozici pouze v angličtině):

% exclusively breastfed 0-5 months

## Rakovina jícnu

### Muži, 2020



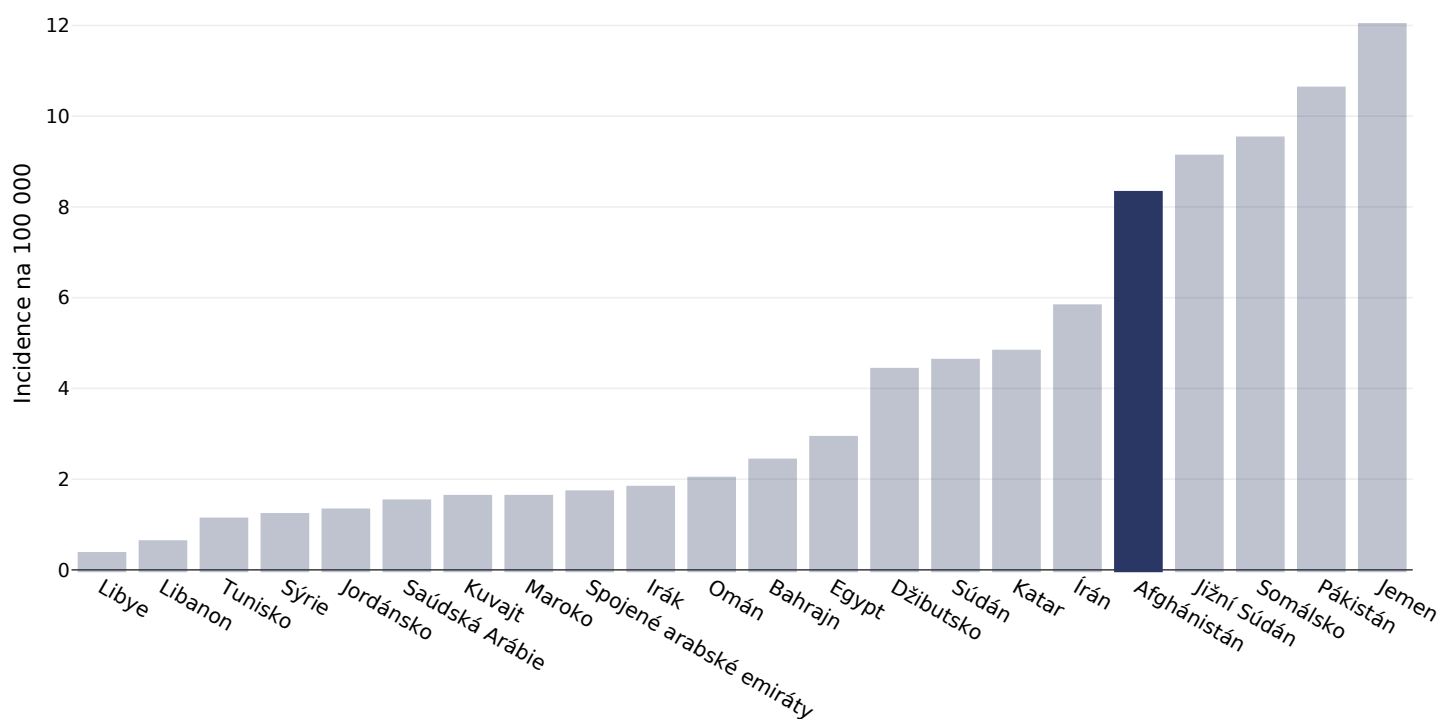
Věk: 20+

Pokrytá oblast: Národní

Reference: Ferlay J, Ervik M, Lam F, Colombet M, Mery L, Piñeros M, Znaor A, Soerjomataram I, Bray F (2020). Global Cancer Observatory: Cancer Today. Lyon, France: International Agency for Research on Cancer. Available from: <https://gco.iarc.fr/today>, accessed 10.01.2023

Definice (k dispozici pouze v angličtině): Age-standardized incidence rates per 100 000

## Ženy, 2020



Věk: 20+

Pokrytá oblast: Národní

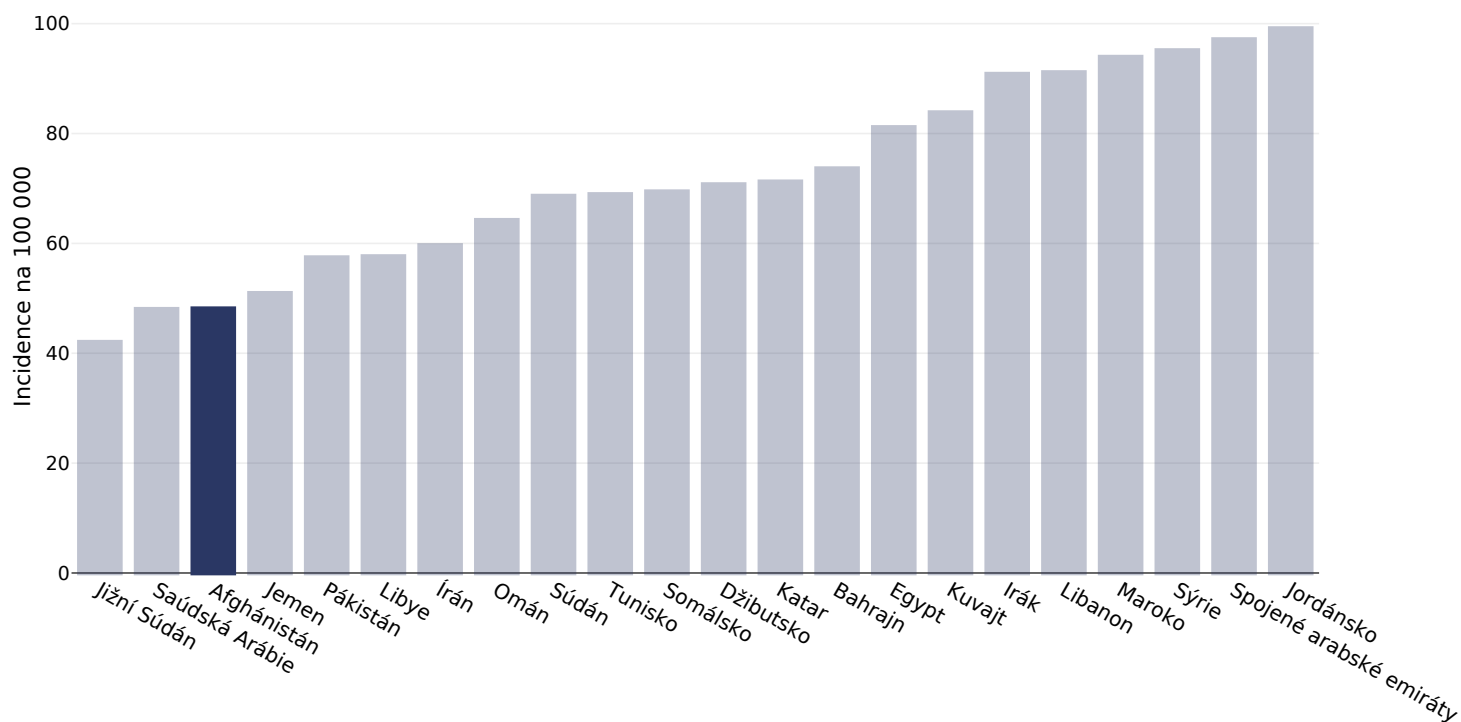
Reference: Ferlay J, Ervik M, Lam F, Colombet M, Mery L, Piñeros M, Znaor A, Soerjomataram I, Bray F (2020). Global Cancer Observatory: Cancer Today. Lyon, France: International Agency for Research on Cancer. Available from: <https://gco.iarc.fr/today>, accessed 10.01.2023

Definice (k dispozici pouze v angličtině): Age-standardized incidence rates per 100 000



## Rakovina prsu

### Ženy, 2020



Věk: 20+

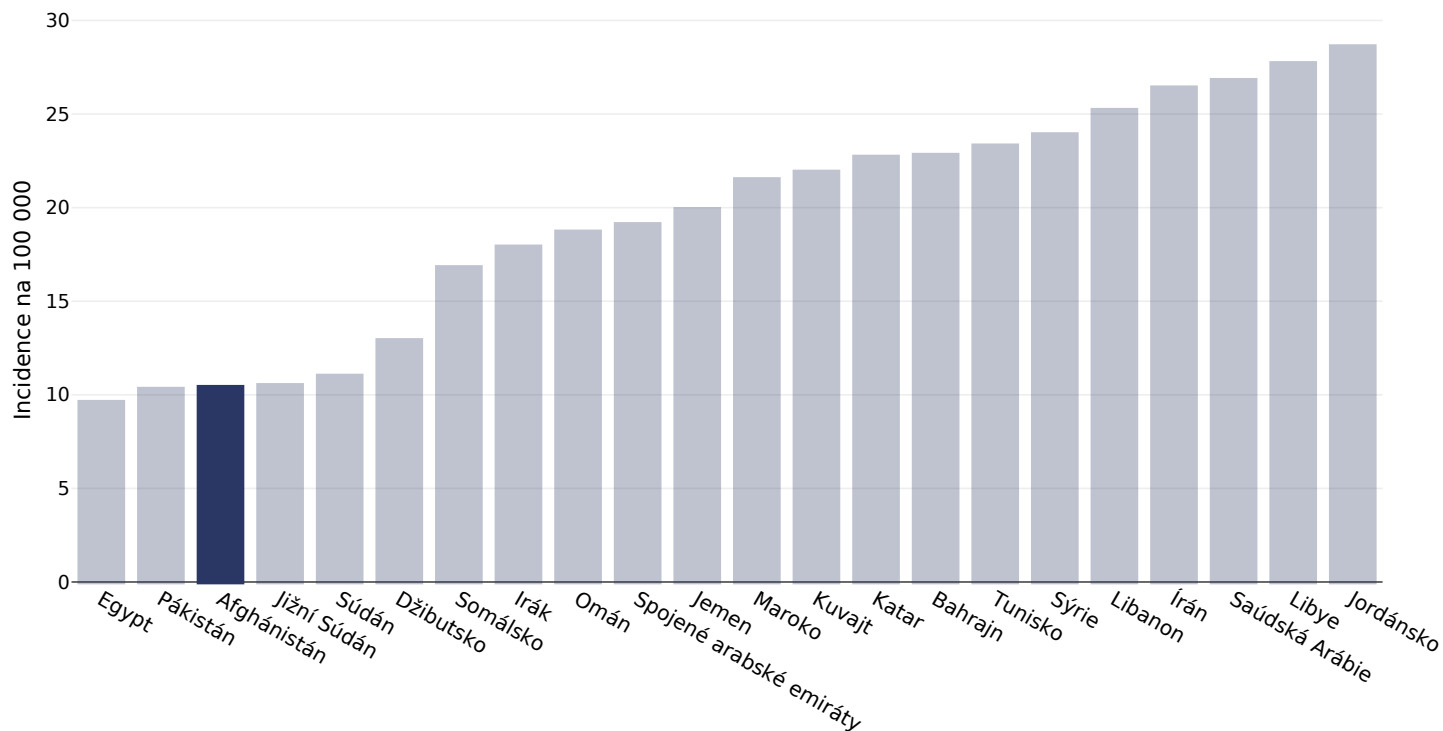
Pokrytá oblast: Národní

Reference: Ferlay J, Ervik M, Lam F, Colombet M, Mery L, Piñeros M, Znaor A, Soerjomataram I, Bray F (2020). Global Cancer Observatory: Cancer Today. Lyon, France: International Agency for Research on Cancer. Available from: <https://gco.iarc.fr/today>, accessed 10.01.2023

Definice (k dispozici pouze v angličtině): Age-standardized incidence rates per 100 000

## Rakovina tlustého střeva a konečníku

### Muži, 2020



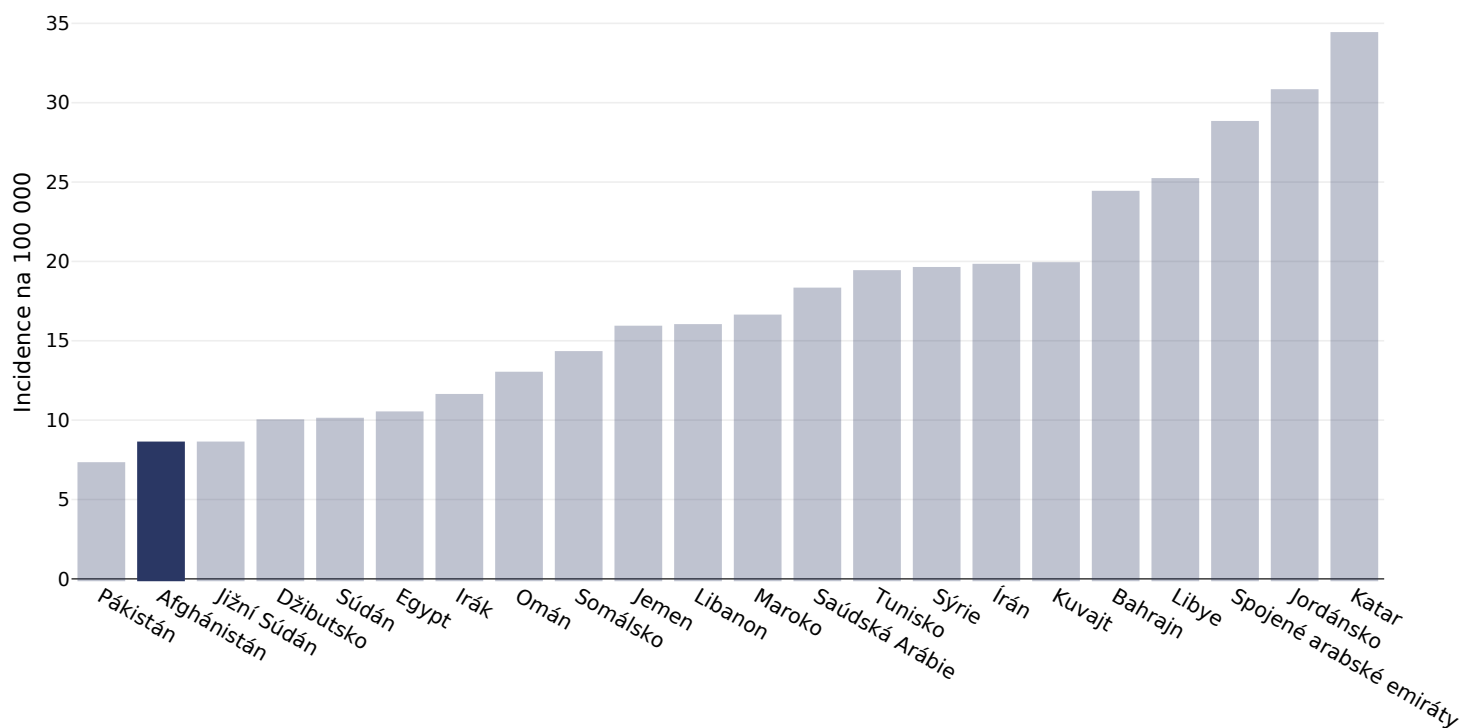
Věk: 20+

Pokrytá oblast: Národní

Reference: Ferlay J, Ervik M, Lam F, Colombet M, Mery L, Piñeros M, Znaor A, Soerjomataram I, Bray F (2020). Global Cancer Observatory: Cancer Today. Lyon, France: International Agency for Research on Cancer. Available from: <https://gco.iarc.fr/today>, accessed 10.01.2023

Definice (k dispozici pouze v angličtině): Age-standardized incidence rates per 100 000

## Ženy, 2020



Věk: 20+

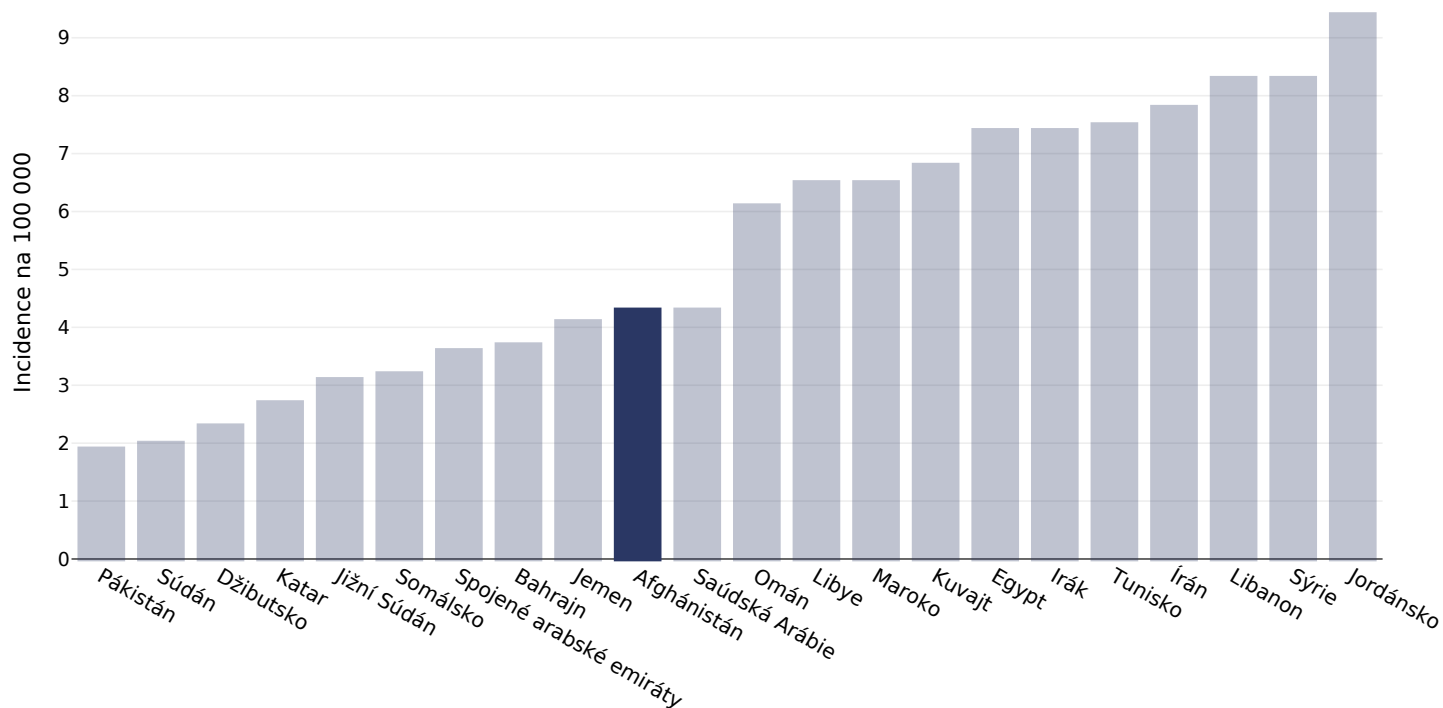
Pokrytá oblast: Národní

Reference: Ferlay J, Ervik M, Lam F, Colombet M, Mery L, Piñeros M, Znaor A, Soerjomataram I, Bray F (2020). Global Cancer Observatory: Cancer Today. Lyon, France: International Agency for Research on Cancer. Available from: <https://gco.iarc.fr/today>, accessed 10.01.2023

Definice (k dispozici pouze v angličtině): Age-standardized incidence rates per 100 000

## Rakovina slinivky břišní

### Muži, 2020



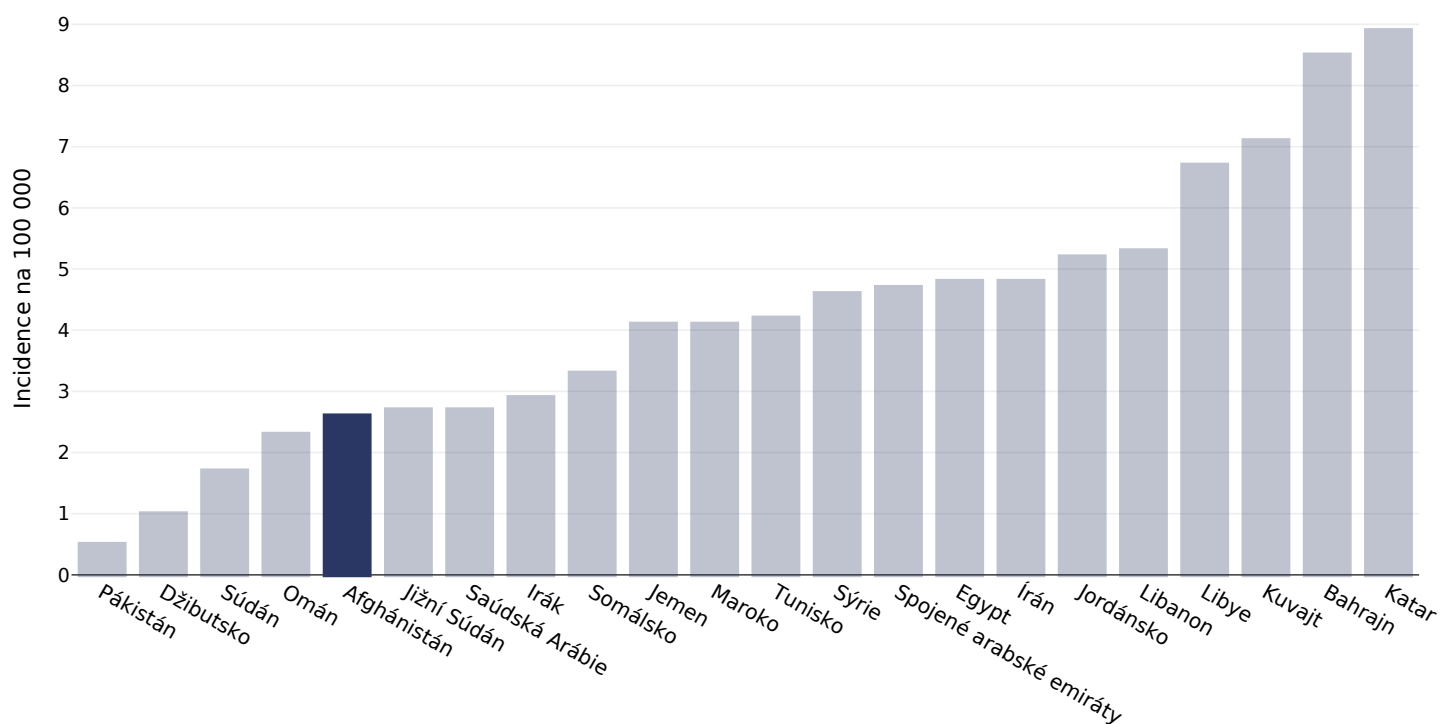
Věk: 20+

Pokrytá oblast: Národní

Reference: Ferlay J, Ervik M, Lam F, Colombet M, Mery L, Piñeros M, Znaor A, Soerjomataram I, Bray F (2020). Global Cancer Observatory: Cancer Today. Lyon, France: International Agency for Research on Cancer. Available from: <https://gco.iarc.fr/today>, accessed 10.01.2023

Definice (k dispozici pouze v angličtině): Age-standardized incidence rates per 100 000

## Ženy, 2020



Věk: 20+

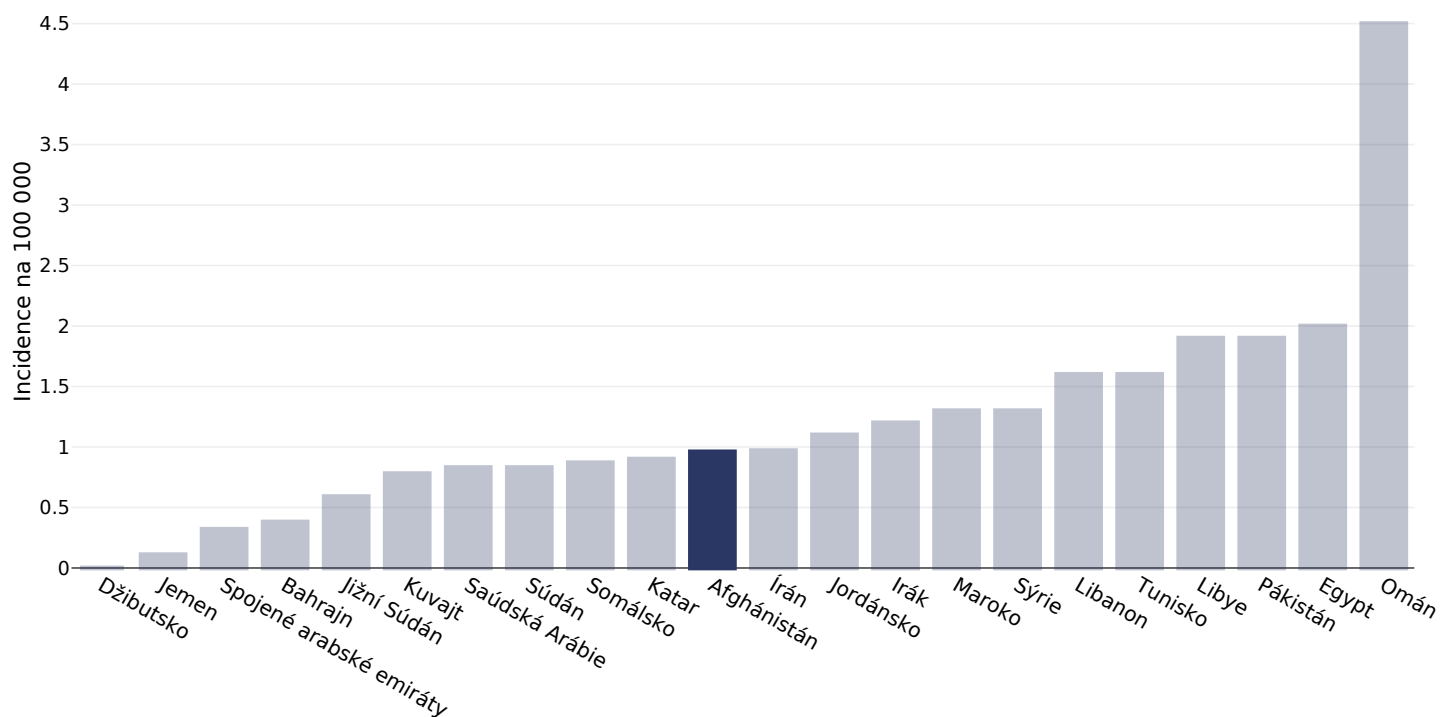
Pokrytá oblast: Národní

Reference: Ferlay J, Ervik M, Lam F, Colombet M, Mery L, Piñeros M, Znaor A, Soerjomataram I, Bray F (2020). Global Cancer Observatory: Cancer Today. Lyon, France: International Agency for Research on Cancer. Available from: <https://gco.iarc.fr/today>, accessed 10.01.2023

Definice (k dispozici pouze v angličtině): Age-standardized incidence rates per 100 000

## Rakovina žlučníku

### Muži, 2020



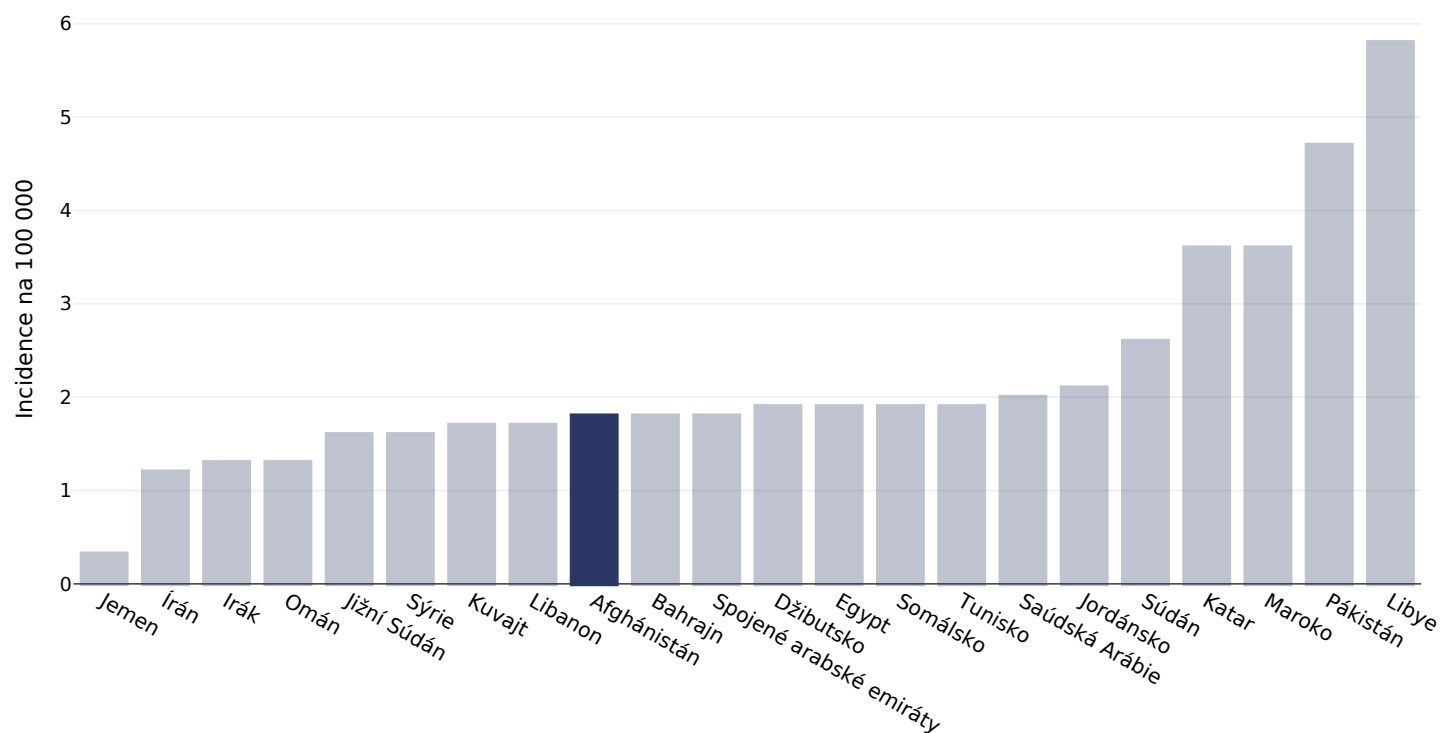
Věk: 20+

Pokrytá oblast: Národní

Reference: Ferlay J, Ervik M, Lam F, Colombet M, Mery L, Piñeros M, Znaor A, Soerjomataram I, Bray F (2020). Global Cancer Observatory: Cancer Today. Lyon, France: International Agency for Research on Cancer. Available from: <https://gco.iarc.fr/today>, accessed 10.01.2023

Definice (k dispozici pouze v angličtině): Age-standardized incidence rates per 100 000

## Ženy, 2020



Věk: 20+

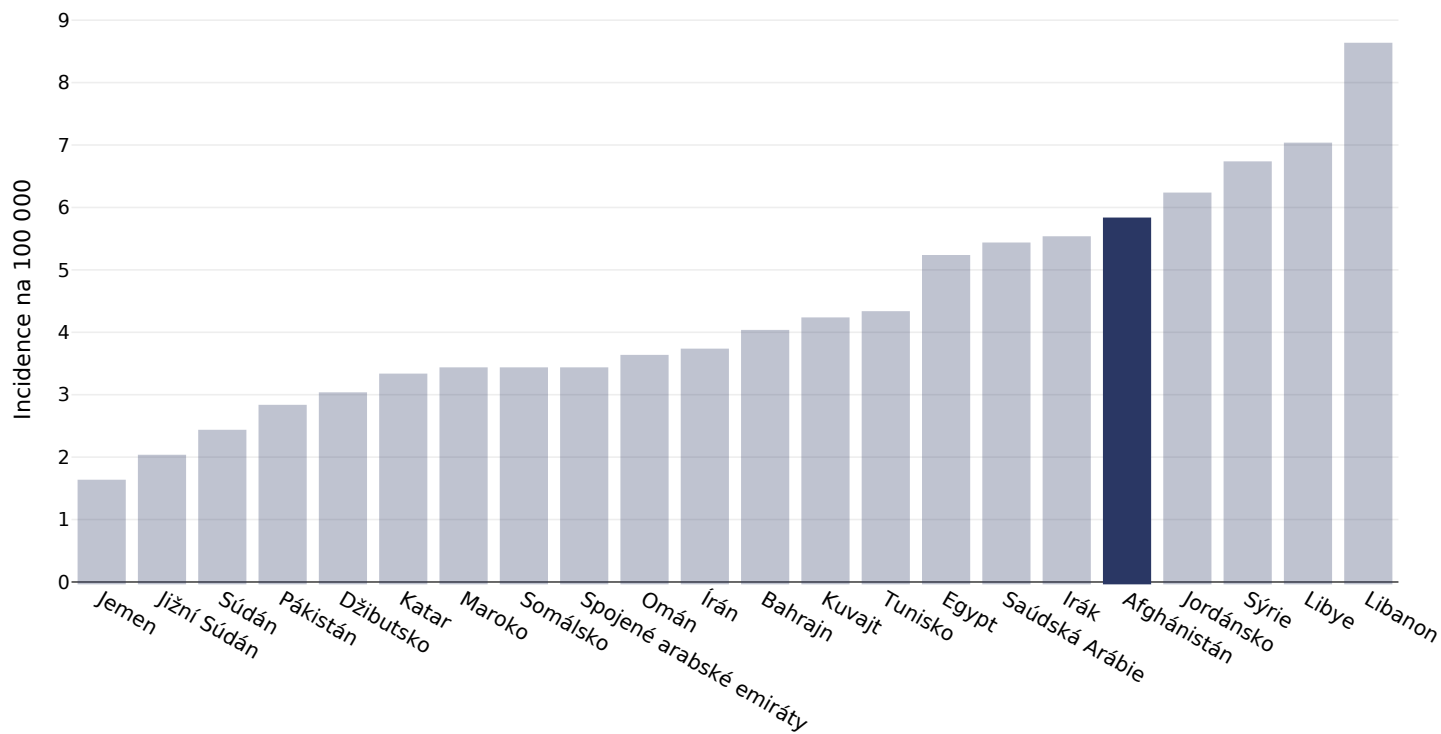
Pokrytá oblast: Národní

Reference: Ferlay J, Ervik M, Lam F, Colombet M, Mery L, Piñeros M, Znaor A, Soerjomataram I, Bray F (2020). Global Cancer Observatory: Cancer Today. Lyon, France: International Agency for Research on Cancer. Available from: <https://gco.iarc.fr/today>, accessed 10.01.2023

Definice (k dispozici pouze v angličtině): Age-standardized incidence rates per 100 000

## Rakovina ledvin

### Muži, 2020



Věk: 20+

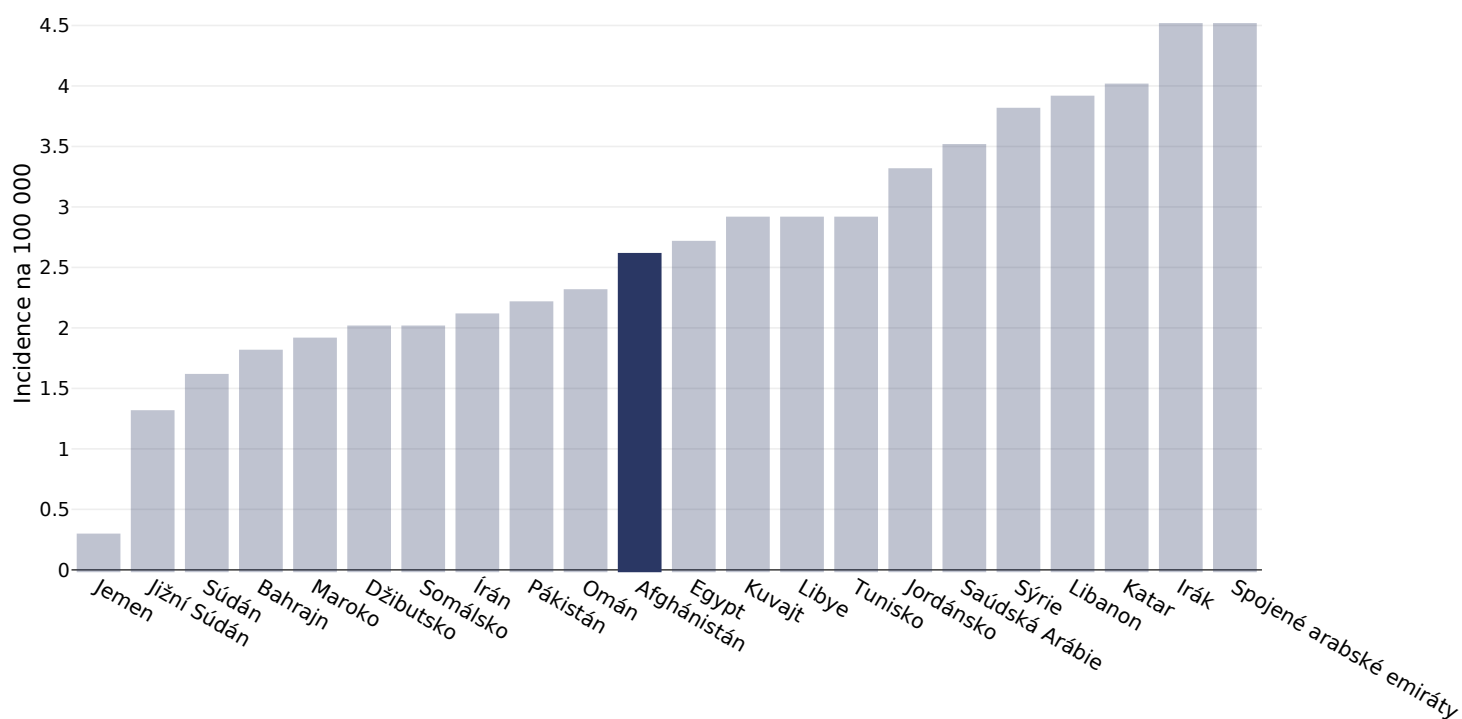
Pokrytá oblast: Národní

Reference: Ferlay J, Ervik M, Lam F, Colombet M, Mery L, Piñeros M, Znaor A, Soerjomataram I, Bray F (2020). Global Cancer Observatory: Cancer Today. Lyon, France: International Agency for Research on Cancer. Available from: <https://gco.iarc.fr/today>, accessed 10.01.2023

Definice (k dispozici pouze v angličtině): Age-standardized incidence rates per 100 000



## Ženy, 2020



Věk: 20+

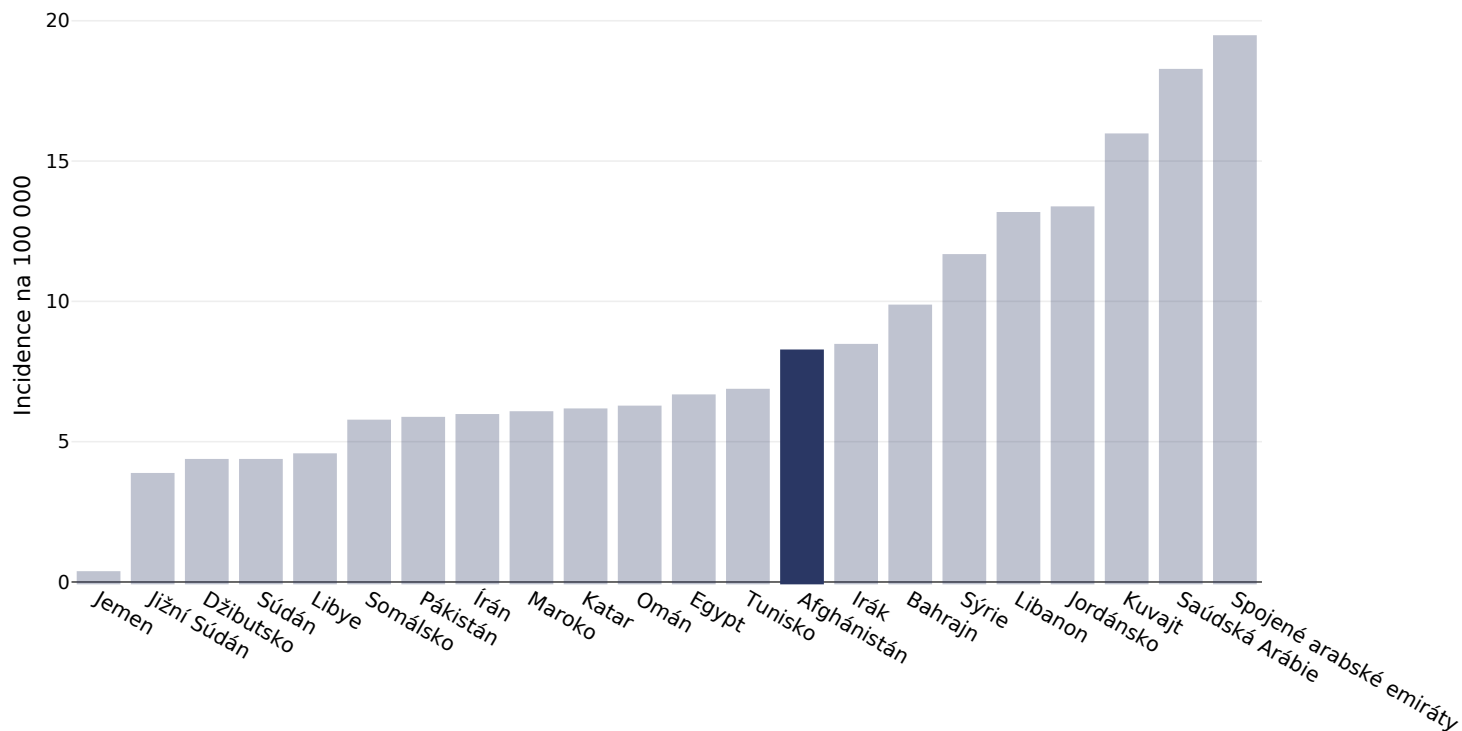
Pokrytá oblast: Národní

Reference: Ferlay J, Ervik M, Lam F, Colombet M, Mery L, Piñeros M, Znaor A, Soerjomataram I, Bray F (2020). Global Cancer Observatory: Cancer Today. Lyon, France: International Agency for Research on Cancer. Available from: <https://gco.iarc.fr/today>, accessed 10.01.2023

Definice (k dispozici pouze v angličtině): Age-standardized incidence rates per 100 000

## Rakovina dělohy

### Ženy, 2020



Věk: 20+

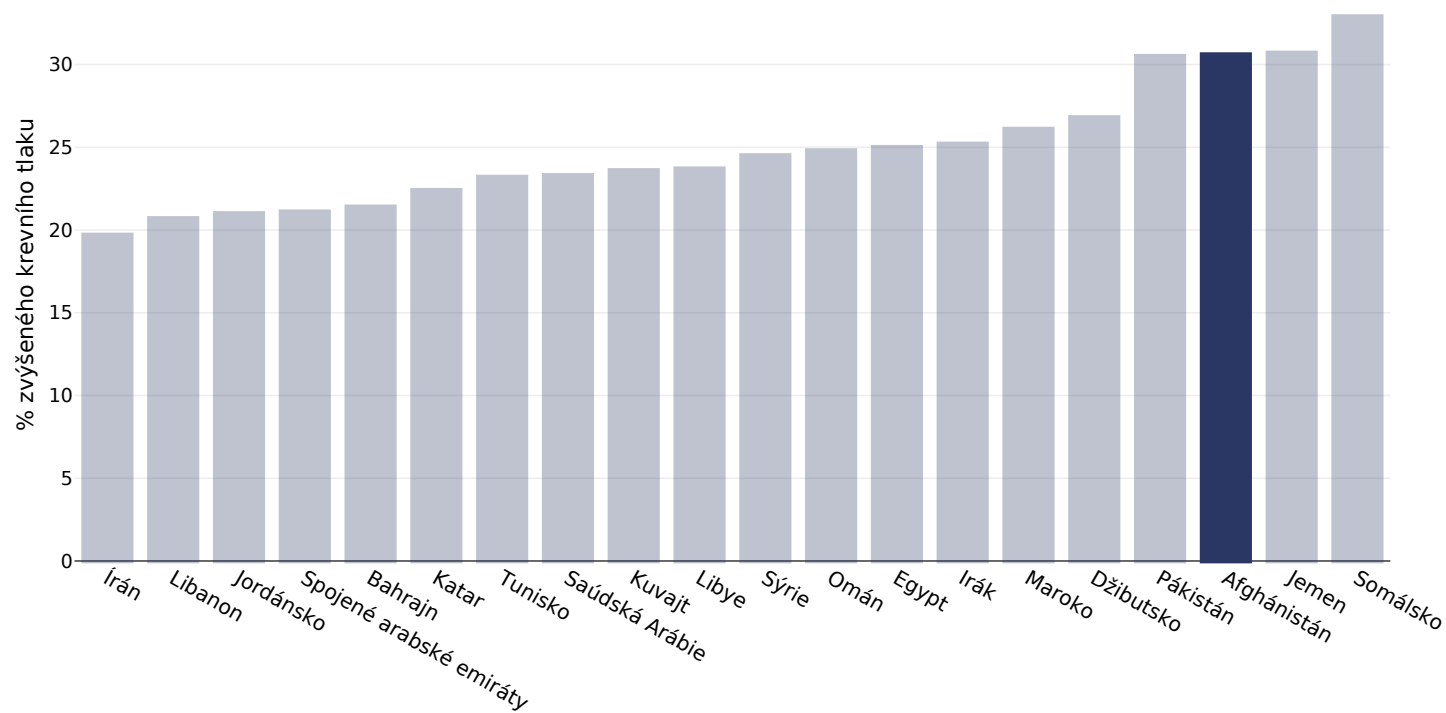
Pokrytá oblast: Národní

Reference: Ferlay J, Ervik M, Lam F, Colombet M, Mery L, Piñeros M, Znaor A, Soerjomataram I, Bray F (2020). Global Cancer Observatory: Cancer Today. Lyon, France: International Agency for Research on Cancer. Available from: <https://gco.iarc.fr/today>, accessed 10.01.2023

Definice (k dispozici pouze v angličtině): Age-standardized incidence rates per 100 000

## Zvýšený krevní tlak

### Dospělí, 2015



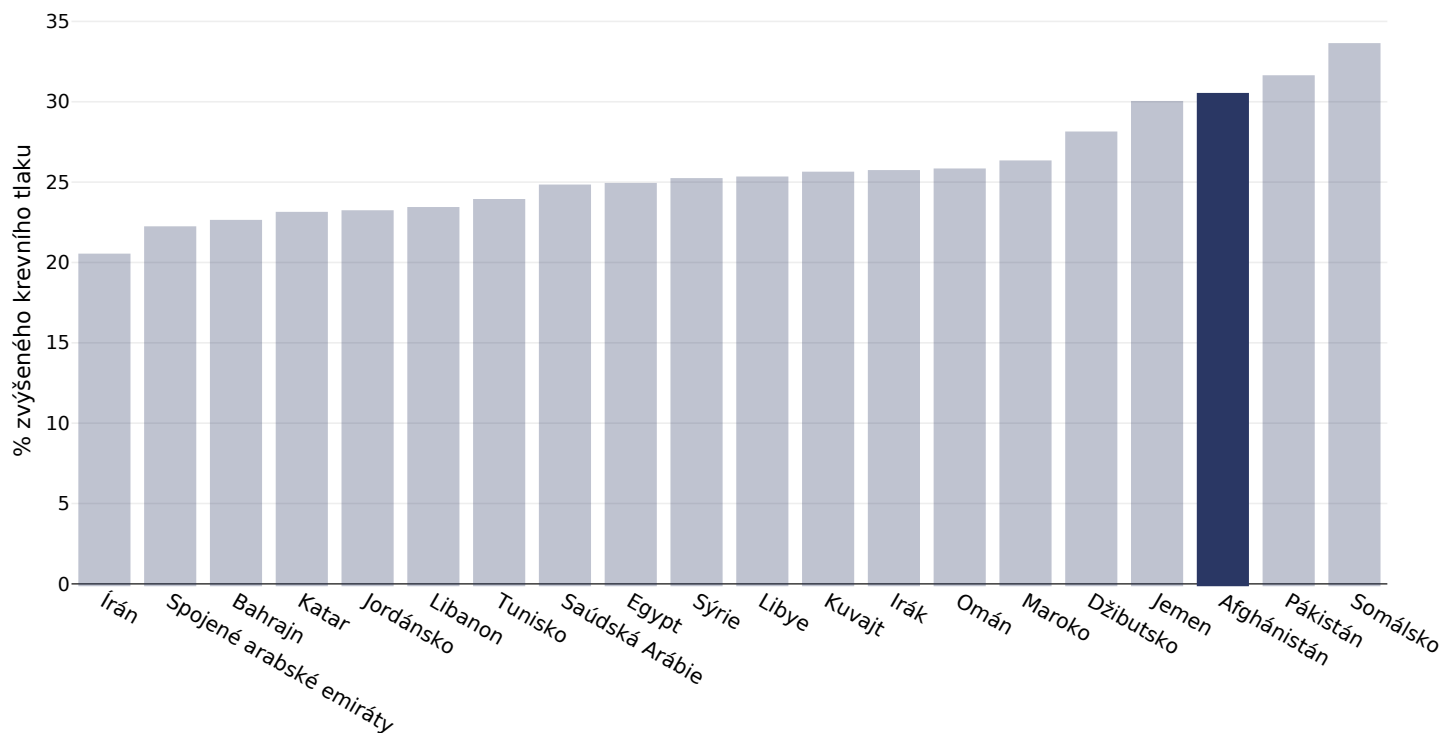
Reference:

Global Health Observatory data repository, World Health Organisation,  
<http://apps.who.int/gho/data/node.main.A875?lang=en>

Definice (k dispozici pouze v angličtině):

Age Standardised estimated % Raised blood pressure 2015 (SBP $\geq$ 140 OR DBP $\geq$ 90).

## Muži, 2015



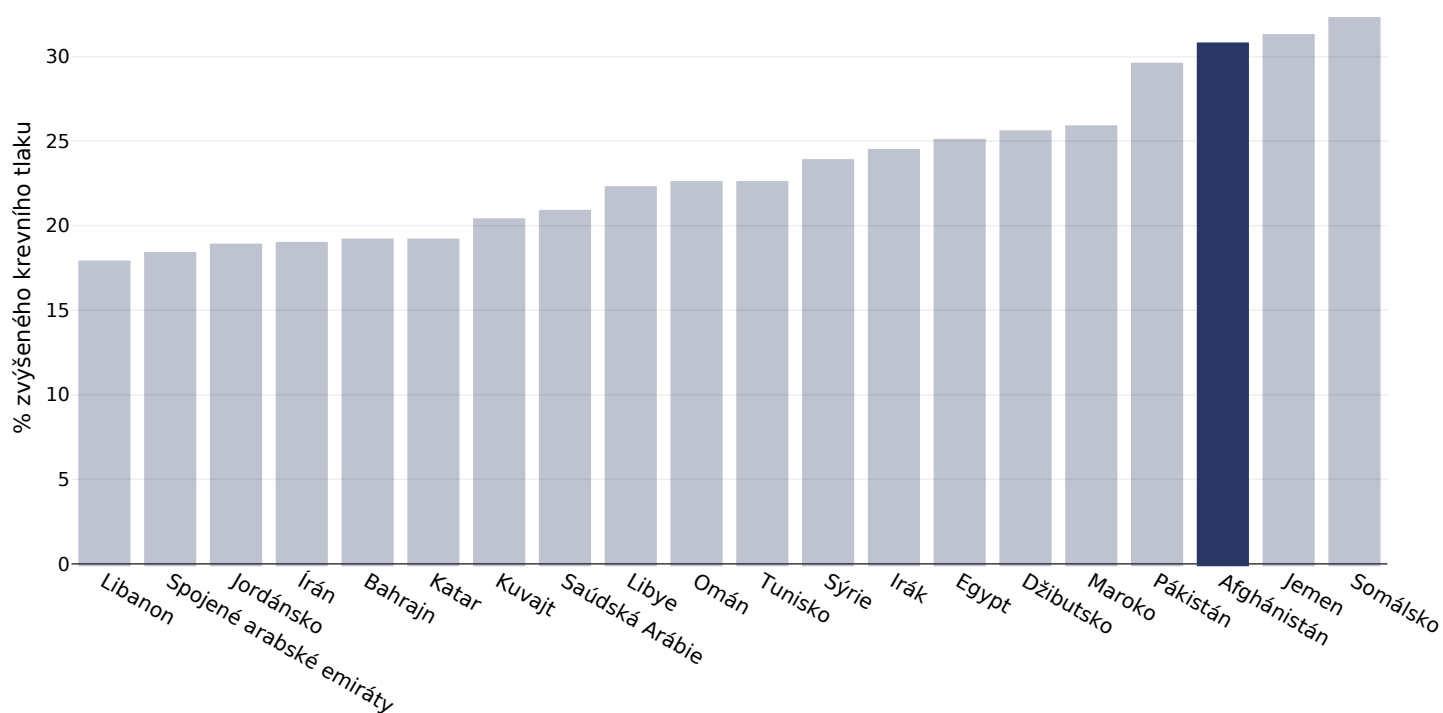
Reference:

Global Health Observatory data repository, World Health Organisation,  
<http://apps.who.int/gho/data/node.main.A875?lang=en>

Definice (k dispozici pouze v angličtině):

Age Standardised estimated % Raised blood pressure 2015 (SBP>=140 OR DBP>=90).

## Ženy, 2015



Reference:

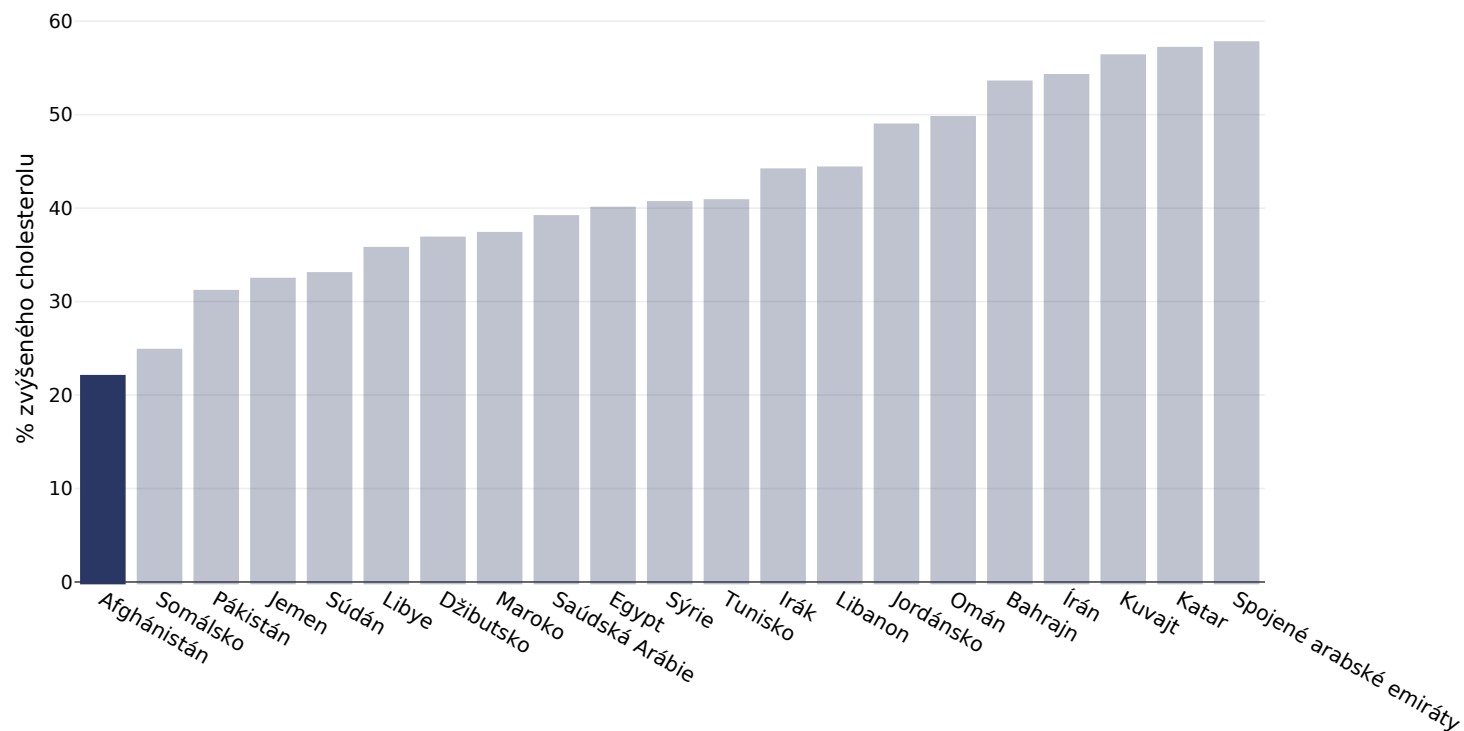
Global Health Observatory data repository, World Health Organisation,  
<http://apps.who.int/gho/data/node.main.A875?lang=en>

Definice (k dispozici pouze v angličtině):

Age Standardised estimated % Raised blood pressure 2015 (SBP>=140 OR DBP>=90).

## Zvýšený cholesterol

### Dospělí, 2008



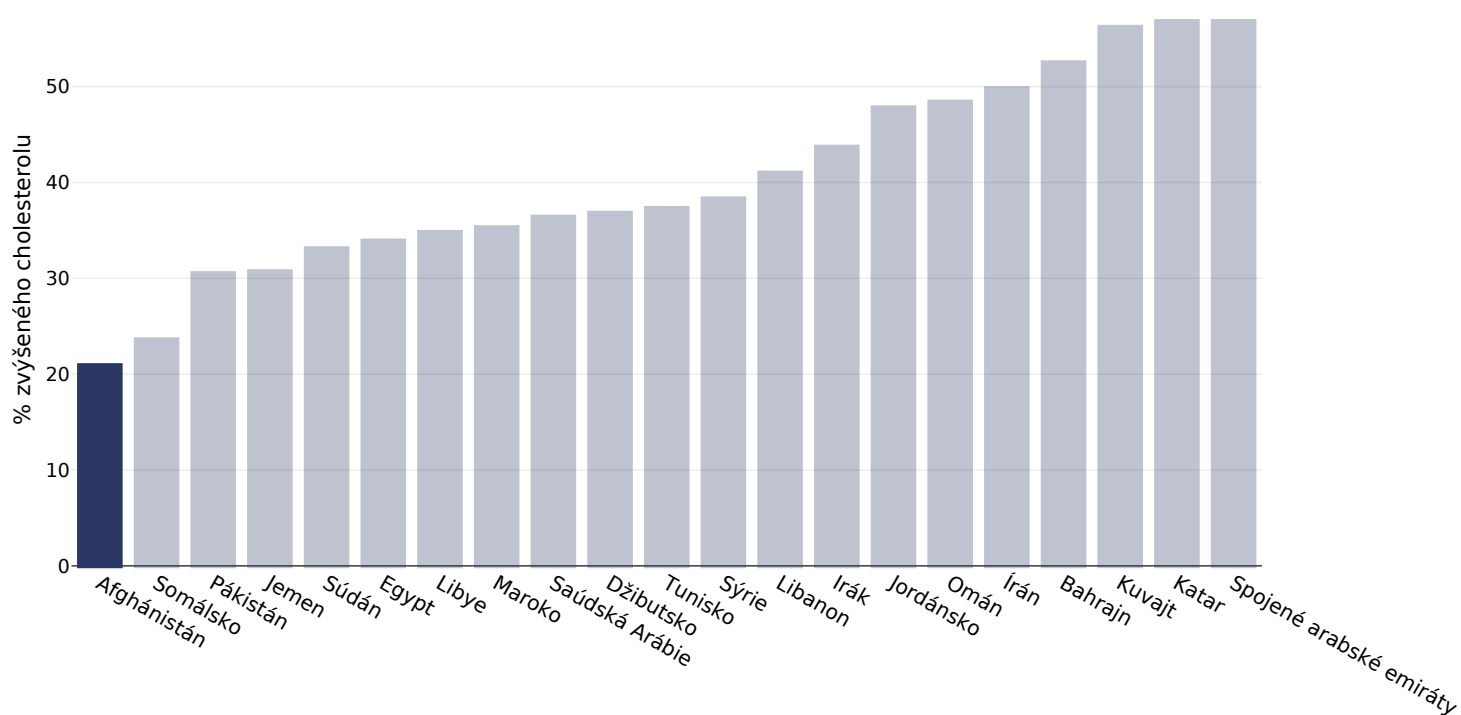
Reference:

Global Health Observatory data repository, World Health Organisation,  
<http://apps.who.int/gho/data/node.main.A885>

Definice (k dispozici pouze v angličtině):

% Raised total cholesterol ( $\geq 5.0$  mmol/L) (age-standardized estimate).

## Muži, 2008



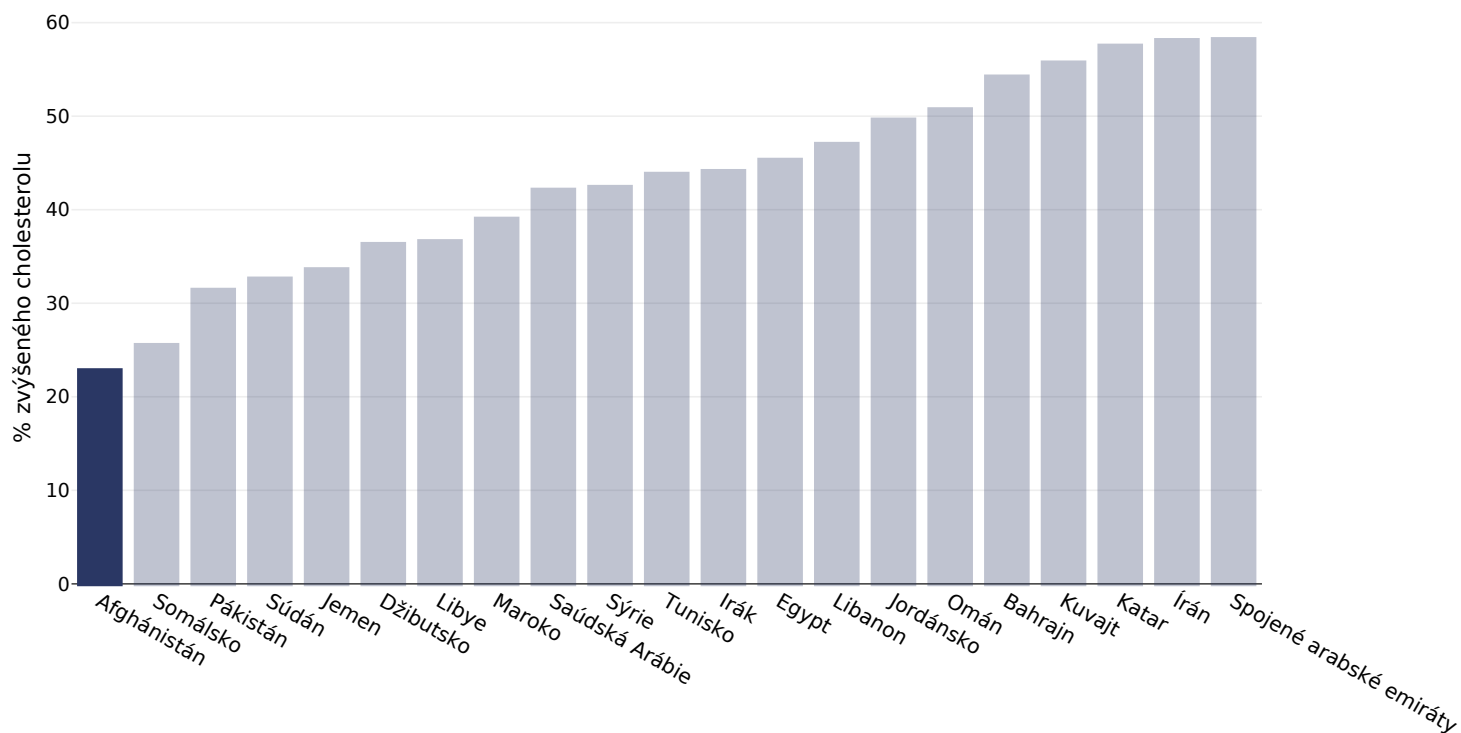
Reference:

Global Health Observatory data repository, World Health Organisation,  
<http://apps.who.int/gho/data/node.main.A885>

Definice (k dispozici pouze v angličtině):

% Raised total cholesterol ( $\geq 5.0$  mmol/L) (age-standardized estimate).

## Ženy, 2008



Reference:

Global Health Observatory data repository, World Health Organisation,  
<http://apps.who.int/gho/data/node.main.A885>

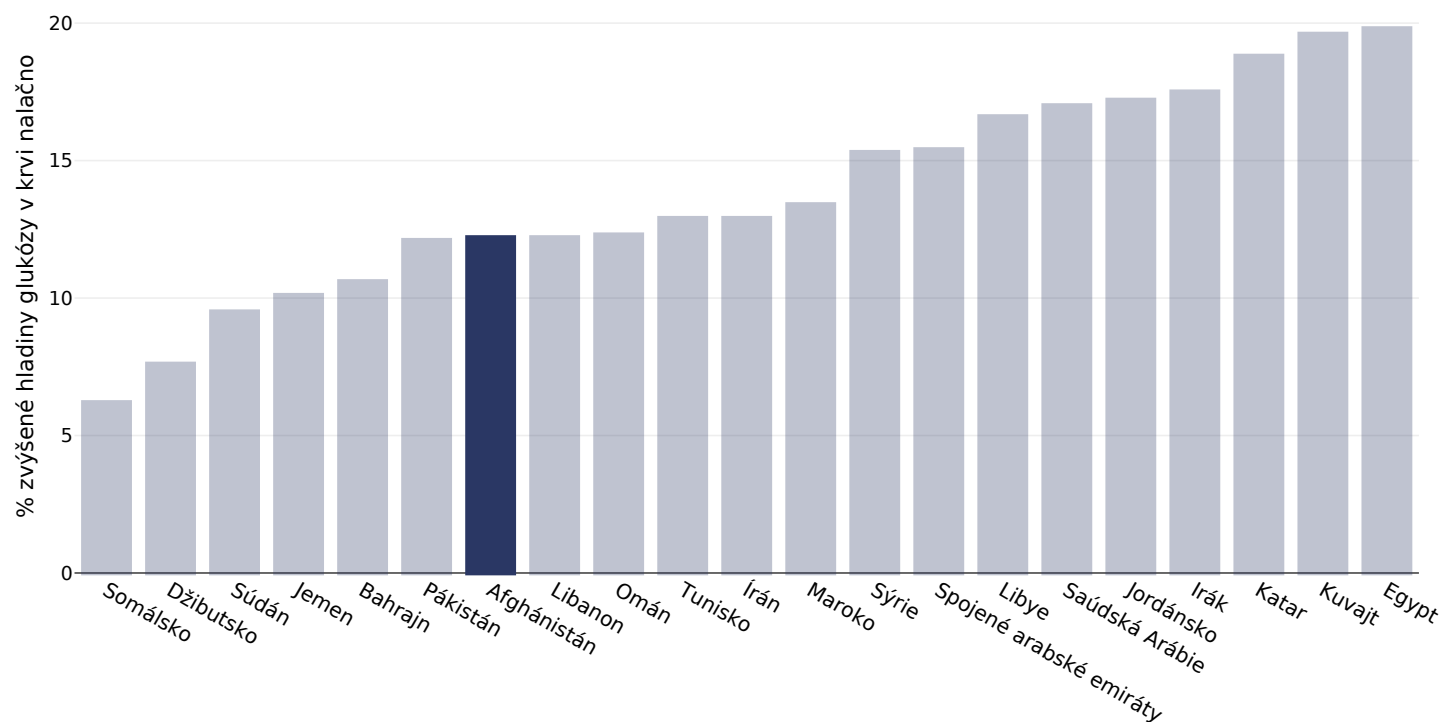
Definice (k dispozici pouze v angličtině):

% Raised total cholesterol ( $\geq 5.0$  mmol/L) (age-standardized estimate).



## Zvýšená hladina glukózy v krvi nalačno

### Muži, 2014



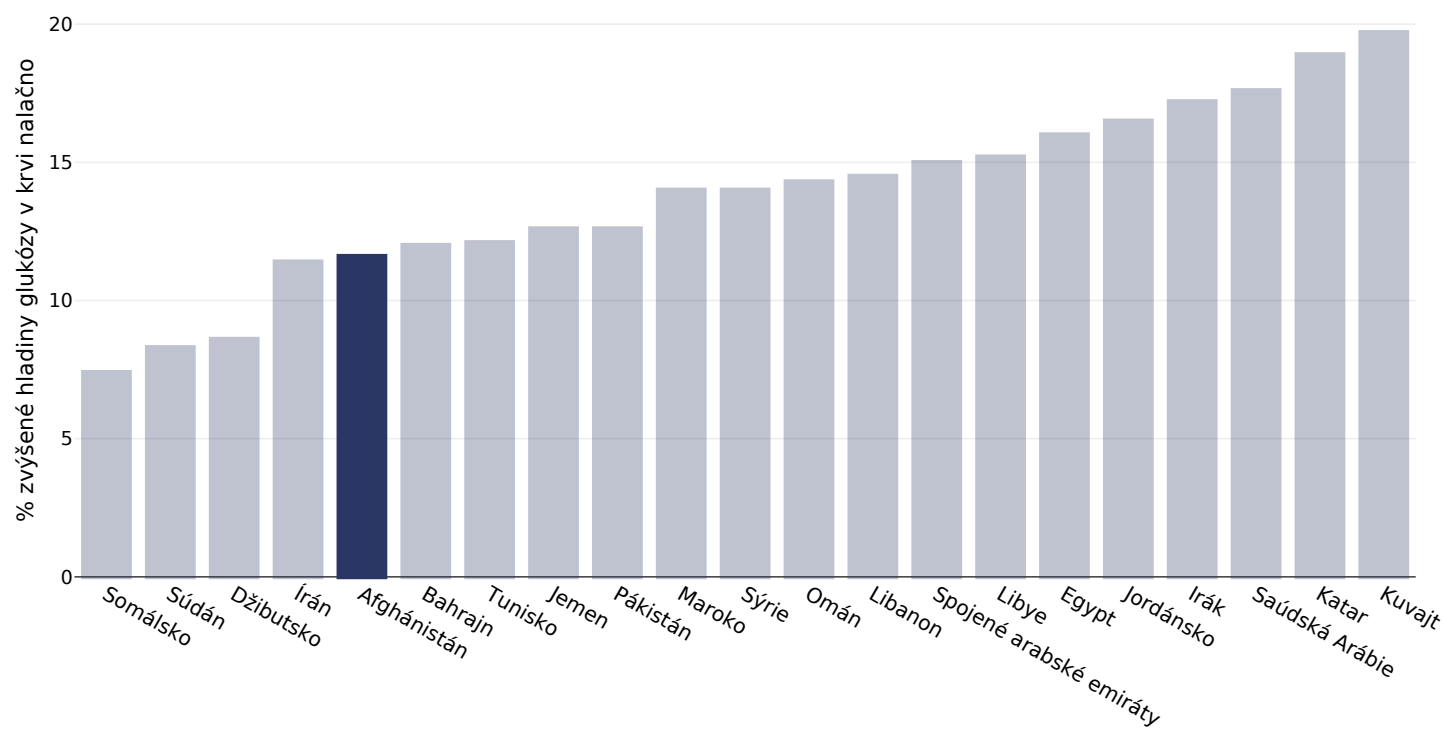
Reference:

Global Health Observatory data repository, World Health Organisation,  
<http://apps.who.int/gho/data/node.main.A869?lang=en>

Definice (k dispozici pouze v angličtině):

Age Standardised % raised fasting blood glucose ( $\geq 7.0$  mmol/L or on medication).

## Ženy, 2014



Reference:

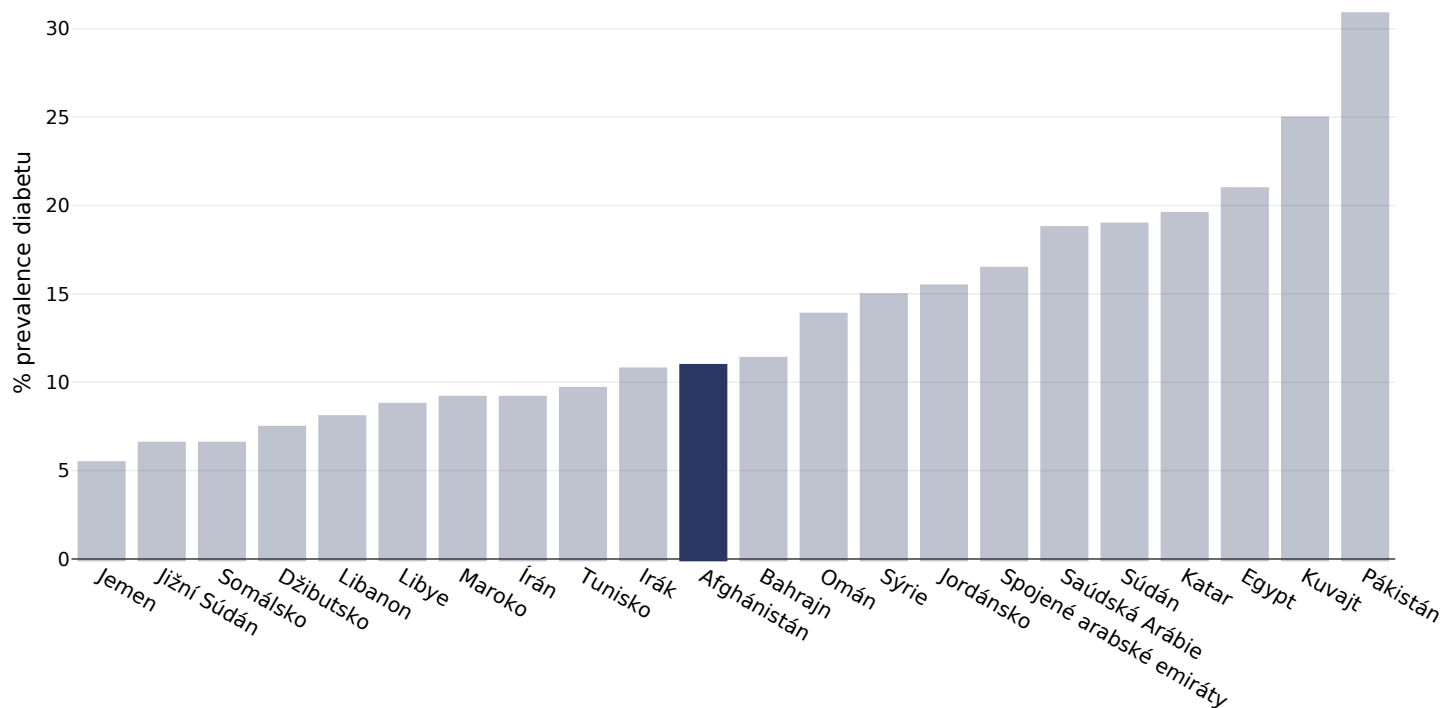
Global Health Observatory data repository, World Health Organisation,  
<http://apps.who.int/gho/data/node.main.A869?lang=en>

Definice (k dispozici pouze v angličtině):

Age Standardised % raised fasting blood glucose ( $\geq 7.0$  mmol/L or on medication).

## Prevalence diabetu

### Dospělí, 2021



Věk: 20-79

Pokrytá oblast: Národní

Reference: Reproduced with kind permission International Diabetes Federation. IDF Diabetes Atlas, 10th edn. Brussels, Belgium:International Diabetes Federation, 2021. <http://www.diabetesatlas.org>

Definice (k dispozici pouze v angličtině): Age-adjusted comparative prevalence of diabetes, %

## Contextual factors

**Disclaimer:** These contextual factors should be interpreted with care. Results are updated as regularly as possible and use very specific criteria. The criteria used and full definitions are available for download at the bottom of this page.



### Labelling

<b>Is there mandatory nutrition labelling?</b>	<b>X</b>
Front-of-package labelling?	X
Back-of-pack nutrition declaration?	X
Color coding?	X
Warning label?	X



## Regulation and marketing

<b>Are there fiscal policies on unhealthy products?</b>	<b>X</b>
Tax on unhealthy foods?	X
Tax on unhealthy drinks?	X
<b>Are there fiscal policies on healthy products?</b>	<b>X</b>
Subsidy on fruits?	X
Subsidy on vegetables?	X
Subsidy on other healthy products?	X
<b>Mandatory limit or ban of trans fat (all settings)?</b>	<b>X</b>
Mandatory limit of trans fats in place (all settings)?	X
Ban on trans-fats or phos in place (all settings)?	X
<b>Are there any mandatory policies/marketing restrictions on the promotion of unhealthy food/drinks to children?</b>	<b>X</b>
Mandatory restriction on broadcast media?	X
Mandatory restriction on non-broadcast media?	X
Voluntary policies/marketing restrictions on the promotion of unhealthy food/drinks to children?	X
<b>Are there mandatory standards for food in schools?</b>	<b>X</b>
<b>Are there any mandatory nutrient limits in any manufactured food products?</b>	<b>X</b>
<b>Nutrition standards for public sector procurement?</b>	<b>X</b>



## Political will and support

<b>National obesity strategy or nutrition and physical activity national strategy?</b>	<b>✗</b>
National obesity strategy?	✗
National childhood obesity strategy?	✗
Comprehensive nutrition strategy?	✓
Comprehensive physical activity strategy?	✗
<b>Evidence-based dietary guidelines and/or RDAs?</b>	✓
<b>National target(s) on reducing obesity?</b>	✓
<b>Guidelines/policy on obesity treatment?</b>	✗
<b>Promotion of breastfeeding?</b>	✓



## Monitoring and surveillance

<b>Monitoring of the prevalence and incidence for the main obesity-related NCDs and risk factors?</b>	✓
Within 5 years?	✓



## Governance and resource

<b>Multi-sectoral national co-ordination mechanism for obesity or nutrition (including obesity)?</b>	✓
--	---

### Key

**Present**    
 **Present (voluntary)**    
 **Incoming**    
 **Absent**    
 **Unknown**

Last updated September 13, 2022

PDF created on April 26, 2024