

Report card

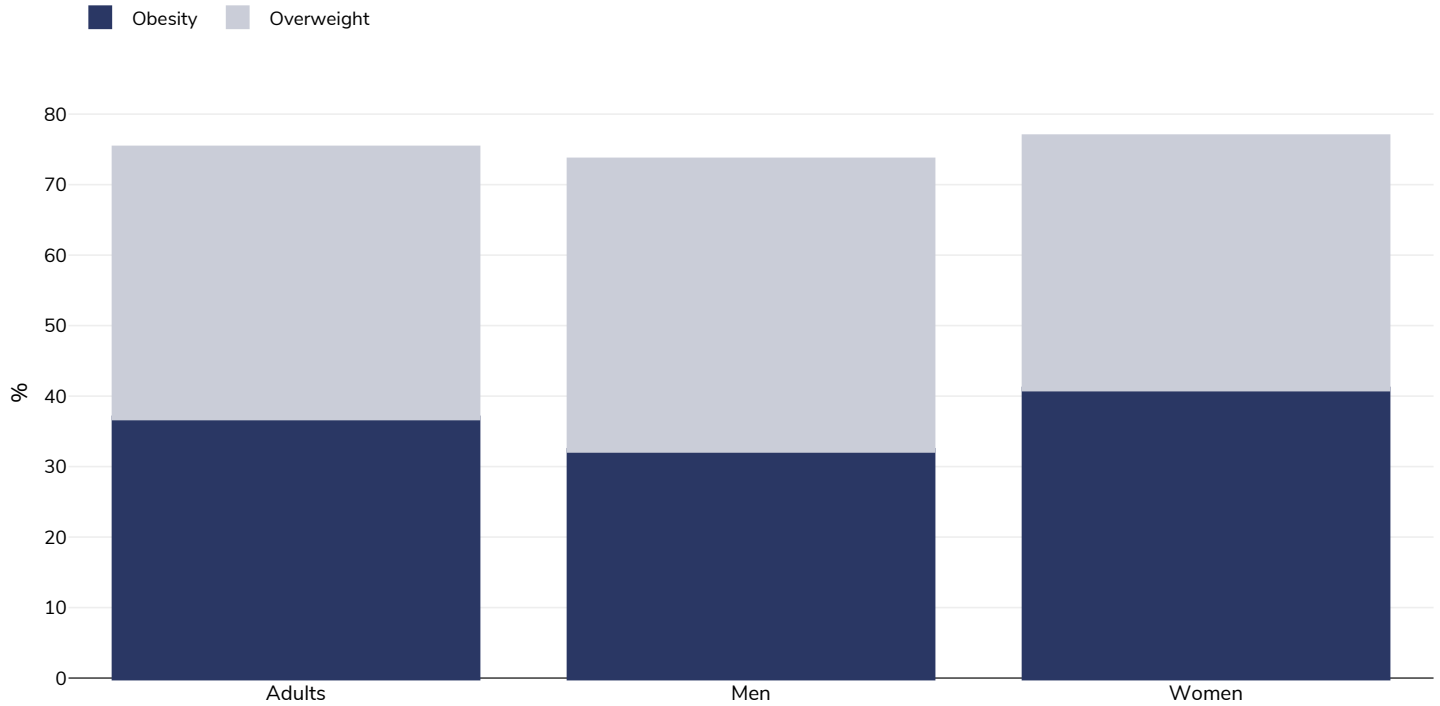
Mexico



Contents	Page
Obesity prevalence	2
Trend: % Children living with overweight or obesity, 2012-2021	4
Trend: % Children living with overweight or obesity, 2012-2021	7
Trend: % Adults living with obesity, 1992-2022	9
Trend: % Adults living with overweight or obesity, 1992-2022	12
Trend: % Adults living with obesity, selected countries, 1960-2022	15
Overweight/obesity by education	17
Overweight/obesity by age	18
Overweight/obesity by region	20
Overweight/obesity by socio-economic group	24
Insufficient physical activity	26
Estimated per capita fruit intake	32
Estimated per-capita processed meat intake	33
Estimated per capita whole grains intake	34
Mental health - depression disorders	35
Mental health - anxiety disorders	36
% Infants exclusively breastfed 0-5 months	37
Oesophageal cancer	38
Breast cancer	40
Colorectal cancer	41
Pancreatic cancer	43
Gallbladder cancer	45
Kidney cancer	47
Cancer of the uterus	49
Raised blood pressure	50
Raised cholesterol	53
Raised fasting blood glucose	56
Diabetes prevalence	58
Contextual factors	59

Obesity prevalence

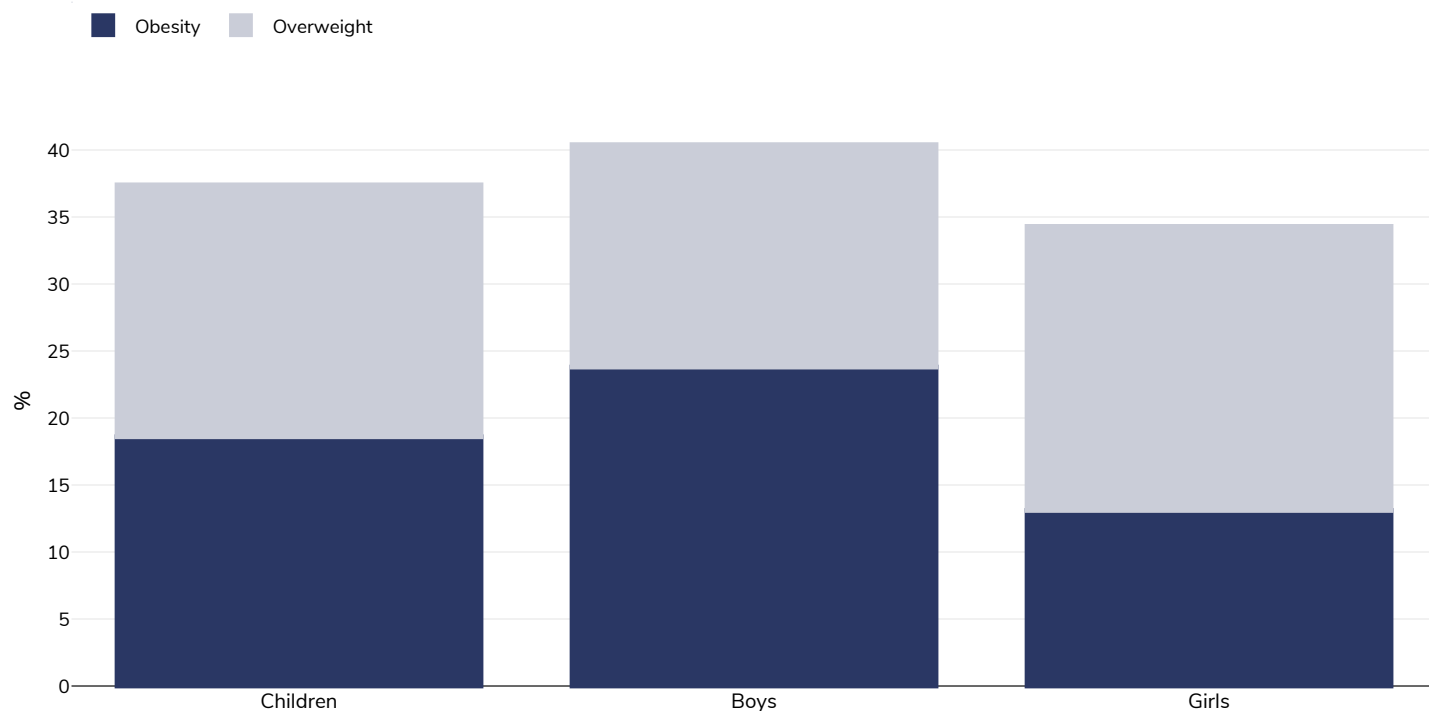
Adults, 2022



Survey type:	Measured
Age:	20+
Sample size:	8563
Area covered:	National
References:	Campos-Nonato I, Galván-Valencia O, Hernández-Barrera L, Oviedo-Solís C, Barquera S. Prevalence of obesity and associated risk factors in Mexican adults: results of the Ensanut 2022. <i>Salud Publica Mex.</i> 2023;65(supl 1): S238-S247. https://doi.org/10.21149/14809 . Available at https://saludpublica.mx/index.php/spm/article/view/14809/12424 (last accessed 11.12.23)

Unless otherwise noted, overweight refers to a BMI between 25kg and 29.9kg/m², obesity refers to a BMI greater than 30kg/m².

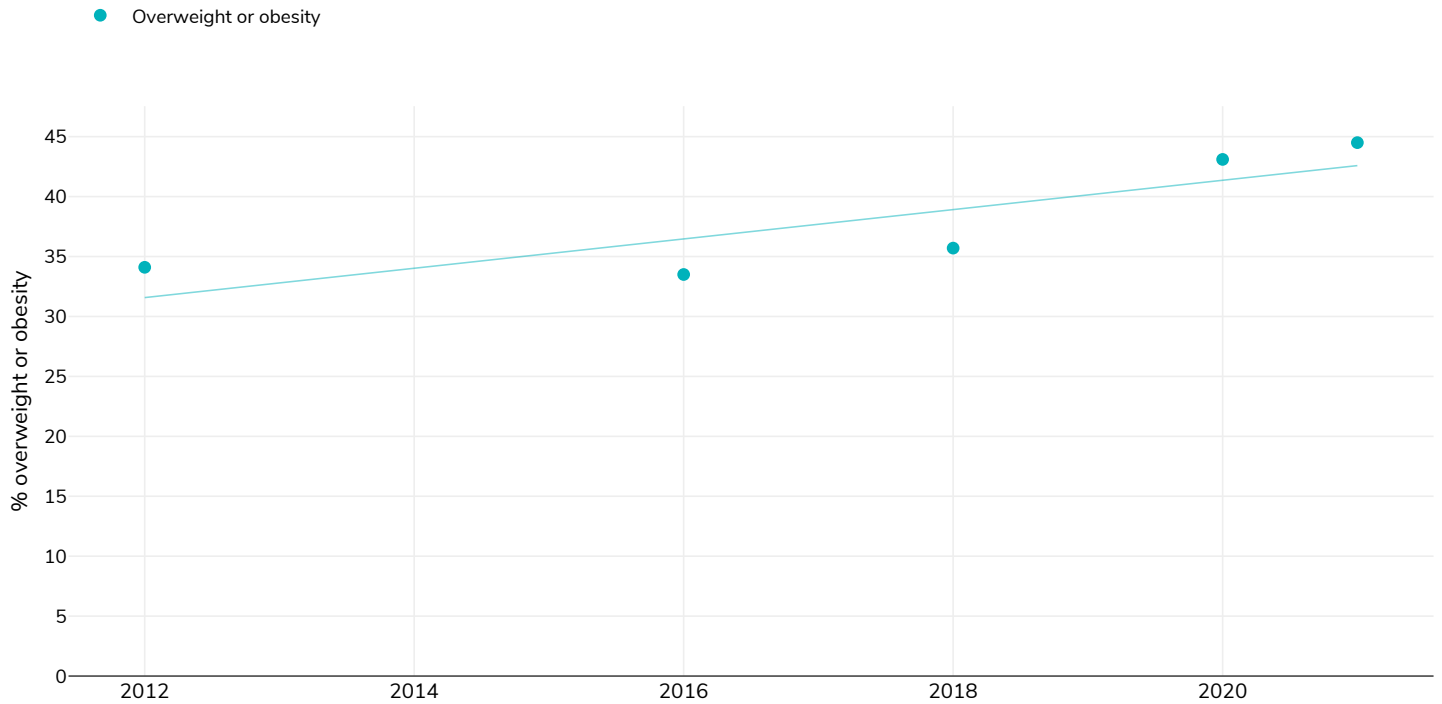
Children, 2021



Survey type:	Measured
Age:	5-11
Sample size:	2569
Area covered:	National
References:	Shamah-Levy T, Romero-Martínez M, Barrientos-Gutiérrez T, Cuevas-Nasu L, Bautista-Arredondo S, Colchero MA, Gaona-Pineda EB, Lazcano-Ponce E, Martínez-Barnetche J, Alpuche-Arana C, Rivera-Dommarco J. Encuesta Nacional de Salud y Nutrición 2021 sobre Covid-19. Resultados nacionales. Cuernavaca, México: Instituto Nacional de Salud Pública, 2022. https://ensanut.insp.mx/encuestas/ensanutcontinua2021/informes.php (Accessed 03.01.2023)
Cutoffs:	WHO

% Children living with overweight or obesity, 2012-2021

Boys



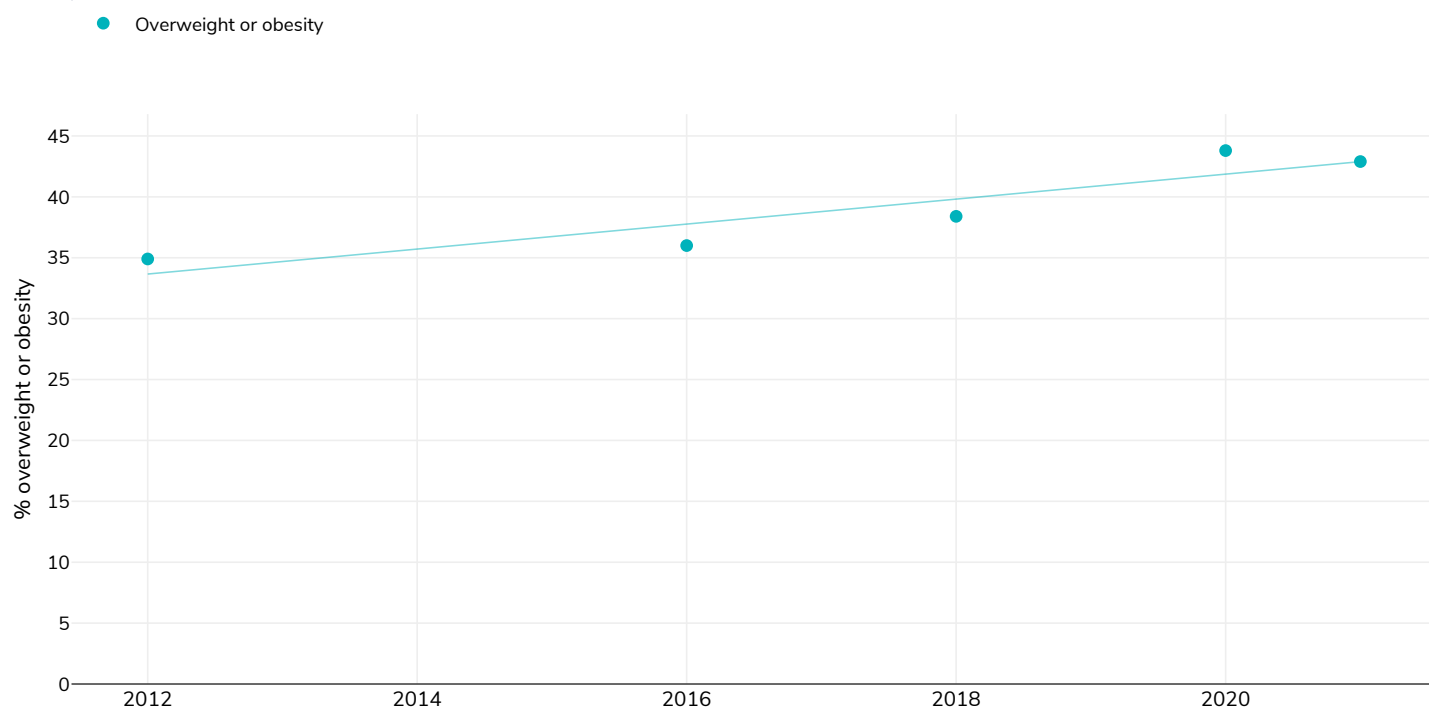
Survey type: Measured

References: For full details of references visit <https://data.worldobesity.org/>

Notes: Aged 12-19

Different methodologies may have been used to collect this data and so data from different surveys may not be strictly comparable. Please check with original data sources for methodologies used.

Boys and girls



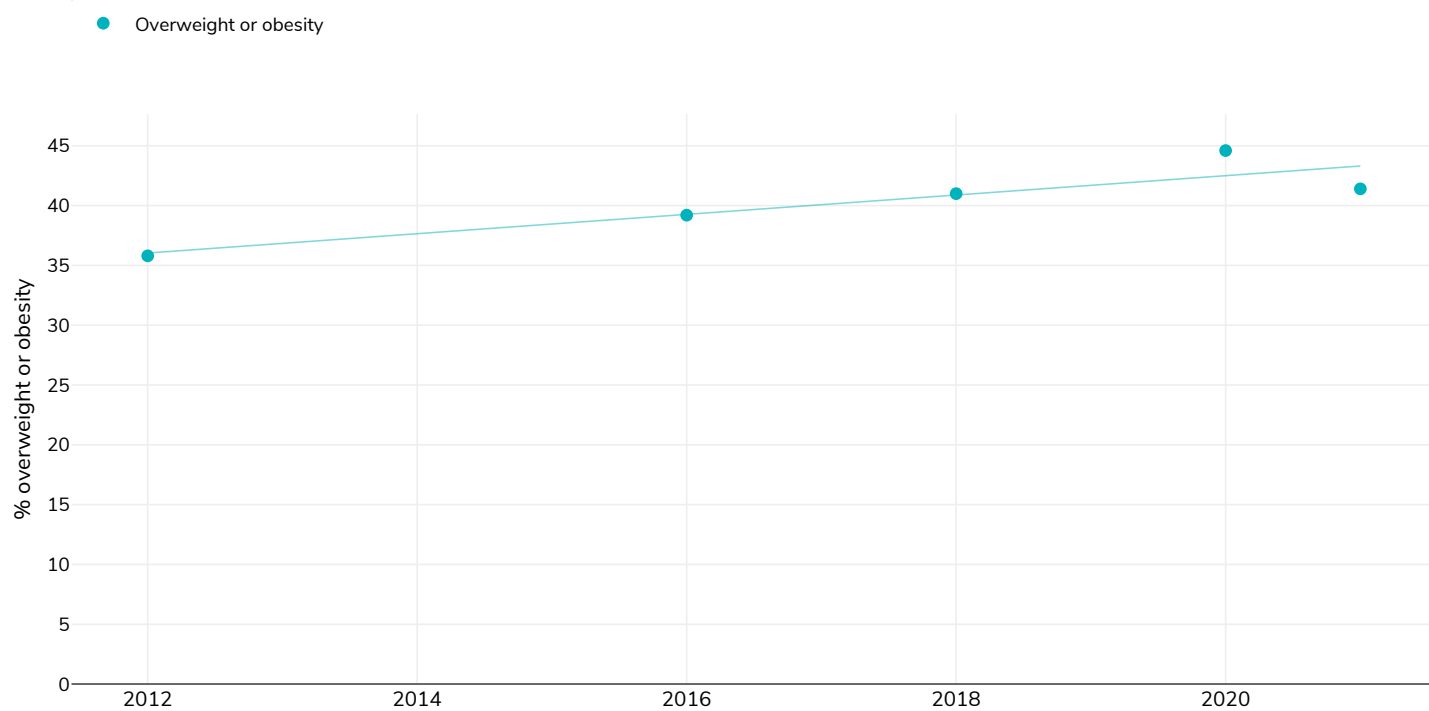
Survey type: Measured

References: For full details of references visit <https://data.worldobesity.org/>

Notes: Aged 12-19

Different methodologies may have been used to collect this data and so data from different surveys may not be strictly comparable. Please check with original data sources for methodologies used.

Girls



Survey type: Measured

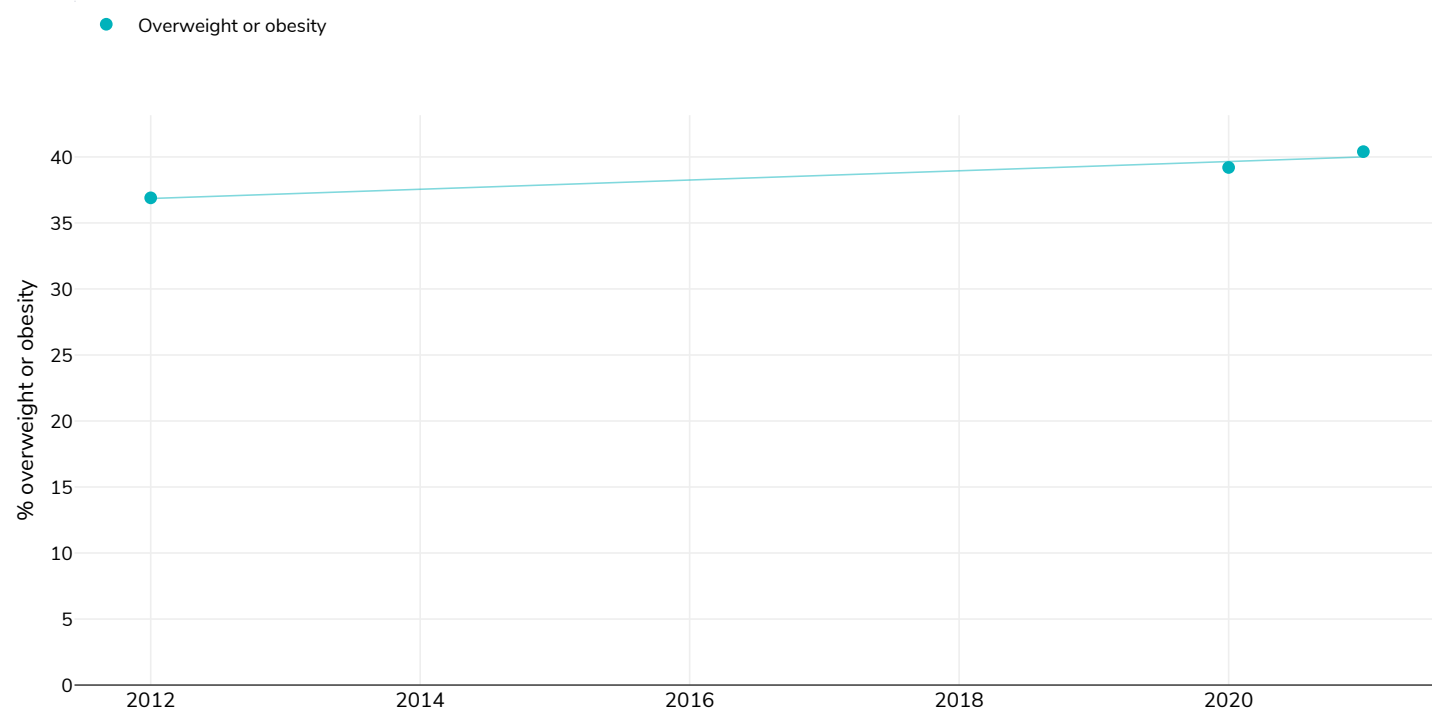
References: For full details of references visit <https://data.worldobesity.org/>

Notes: Aged 12-19

Different methodologies may have been used to collect this data and so data from different surveys may not be strictly comparable. Please check with original data sources for methodologies used.

% Children living with overweight or obesity, 2012-2021

Boys



Survey type: Measured

References: 2012: ENSANUT 2012 <http://ensanut.insp.mx/informes/ENSANUT2012ResultadosNacionales.pdf> accessed 25th June 2014

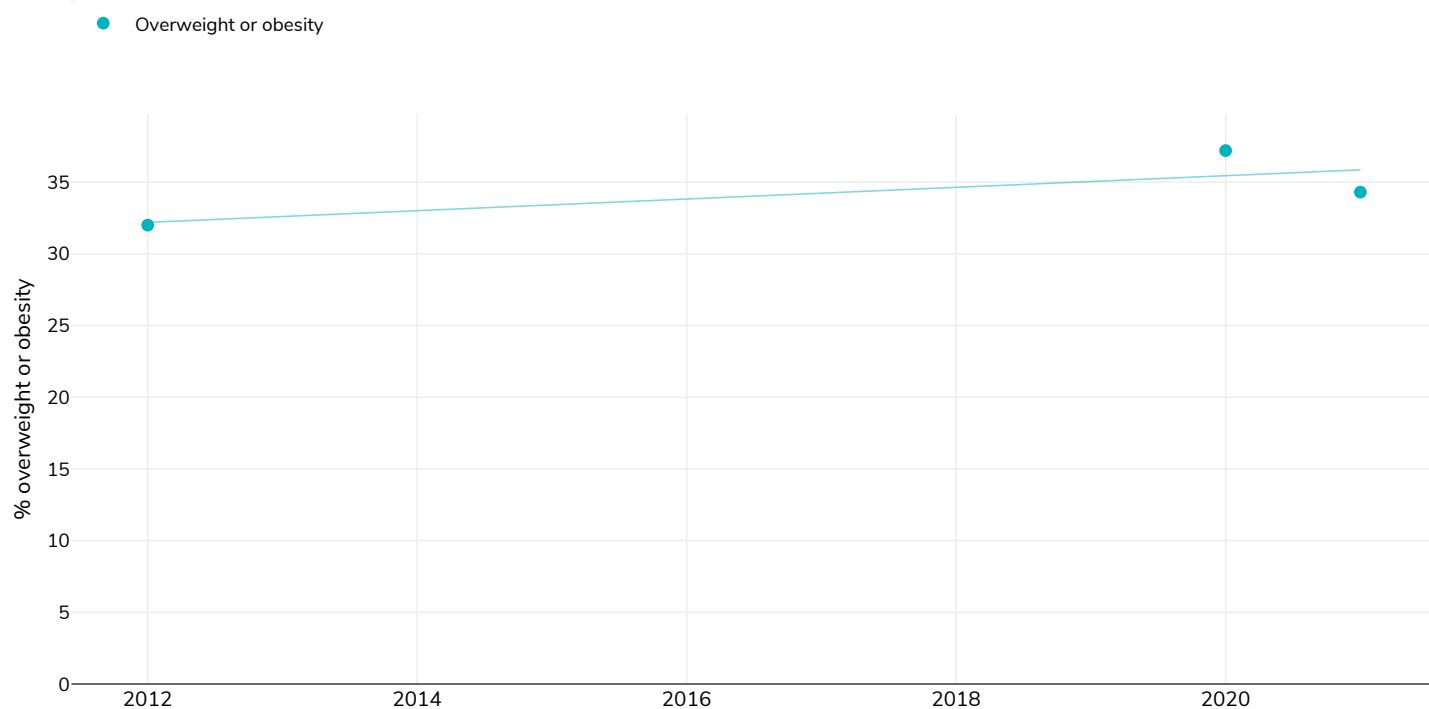
2020: Shamah-Levy T, Romero-Martínez M, Barrientos-Gutiérrez T, Cuevas-Nasu L, Bautista-Arredondo S, Colchero MA, Gaona-Pineda EB, Lazcano-Ponce E, Martínez-Barnetche J, Alpuche-Arana C, Rivera-Dommarco J. Encuesta Nacional de Salud y Nutrición 2020 sobre Covid-19. Resultados nacionales. Cuernavaca, México: Instituto Nacional de Salud Pública, 2021. <https://ensanut.insp.mx/encuestas/ensanutcontinua2020/doctos/informes/ensanutCovid19ResultadosNacionales.pdf> (Accessed 11.01.2022)

2021: Shamah-Levy T, Romero-Martínez M, Barrientos-Gutiérrez T, Cuevas-Nasu L, Bautista-Arredondo S, Colchero MA, Gaona-Pineda EB, Lazcano-Ponce E, Martínez-Barnetche J, Alpuche-Arana C, Rivera-Dommarco J. Encuesta Nacional de Salud y Nutrición 2021 sobre Covid-19. Resultados nacionales. Cuernavaca, México: Instituto Nacional de Salud Pública, 2022. <https://ensanut.insp.mx/encuestas/ensanutcontinua2021/informes.php> (Accessed 03.01.2023)

Notes: Aged 5-11

Different methodologies may have been used to collect this data and so data from different surveys may not be strictly comparable. Please check with original data sources for methodologies used.

Girls



Survey type:

Measured

References:

2012: ENSANUT 2012 <http://ensanut.insp.mx/informes/ENSANUT2012ResultadosNacionales.pdf> accessed 25th June 2014

2020: Shamah-Levy T, Romero-Martínez M, Barrientos-Gutiérrez T, Cuevas-Nasu L, Bautista-Arredondo S, Colchero MA, GaonaPineda EB, Lazcano-Ponce E, Martínez-Barnetche J, Alpuche-Arana C, Rivera-Dommarco J. Encuesta Nacional de Salud y Nutrición 2020 sobre Covid-19. Resultados nacionales. Cuernavaca, México: Instituto Nacional de Salud Pública, 2021. <https://ensanut.insp.mx/encuestas/ensanutcontinua2020/doctos/informes/ensanutCovid19ResultadosNacionales.pdf> (Accessed 11.01.2022)

2021: Shamah-Levy T, Romero-Martínez M, Barrientos-Gutiérrez T, Cuevas-Nasu L, Bautista-Arredondo S, Colchero MA, Gaona-Pineda EB, Lazcano-Ponce E, Martínez-Barnetche J, Alpuche-Arana C, Rivera-Dommarco J. Encuesta Nacional de Salud y Nutrición 2021 sobre Covid-19. Resultados nacionales. Cuernavaca, México: Instituto Nacional de Salud Pública, 2022. <https://ensanut.insp.mx/encuestas/ensanutcontinua2021/informes.php> (Accessed 03.01.2023)

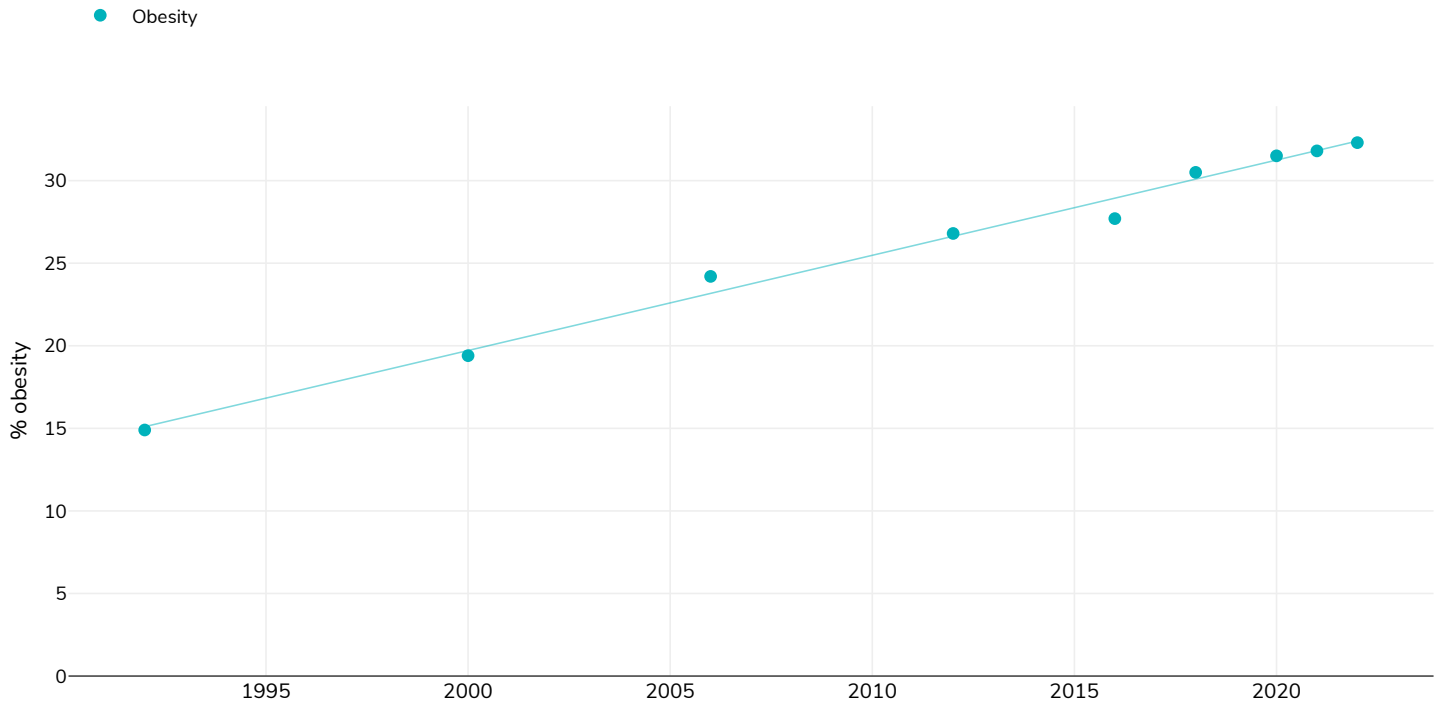
Notes:

Aged 5-11

Different methodologies may have been used to collect this data and so data from different surveys may not be strictly comparable. Please check with original data sources for methodologies used.

% Adults living with obesity, 1992-2022

Men



Survey type:

Measured

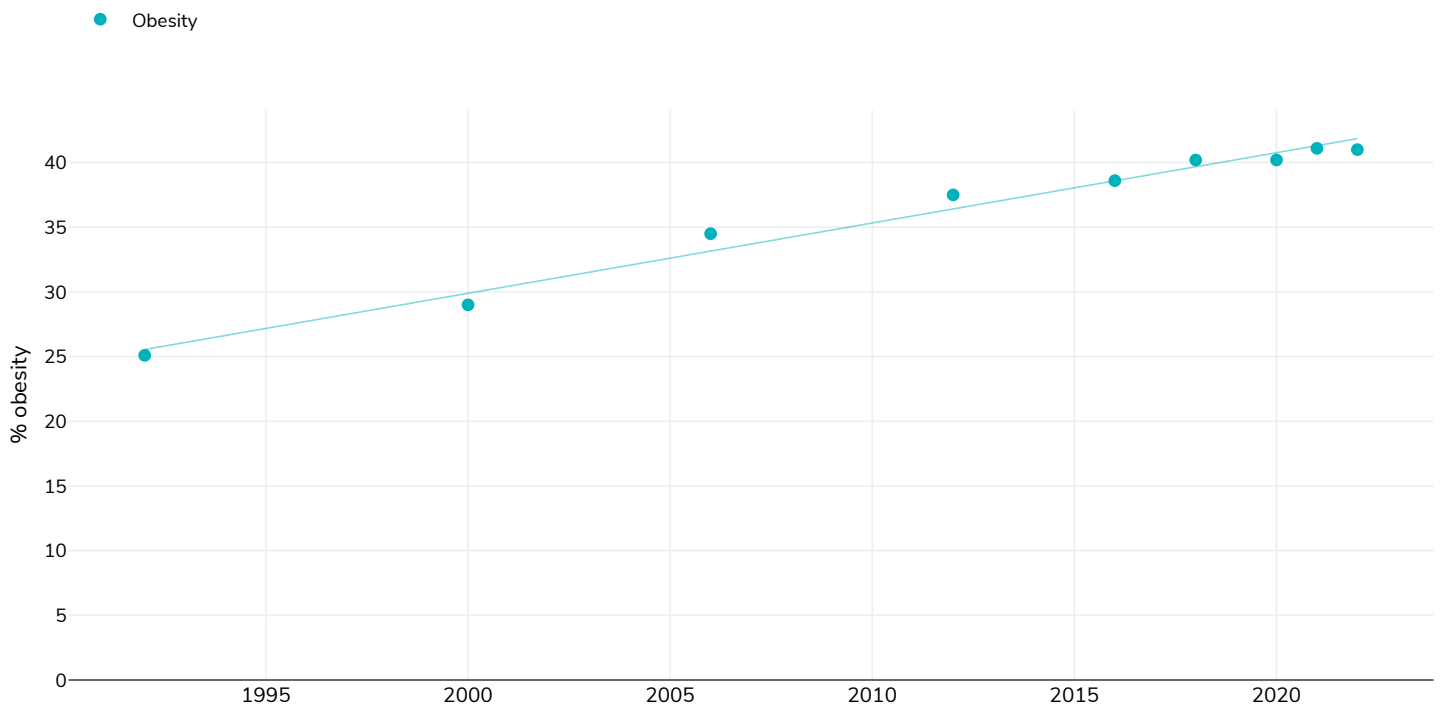
References:

For full details of references visit <https://data.worldobesity.org/>

Unless otherwise noted, overweight refers to a BMI between 25kg and 29.9kg/m², obesity refers to a BMI greater than 30kg/m².

Different methodologies may have been used to collect this data and so data from different surveys may not be strictly comparable. Please check with original data sources for methodologies used.

Women



Survey type:

Measured

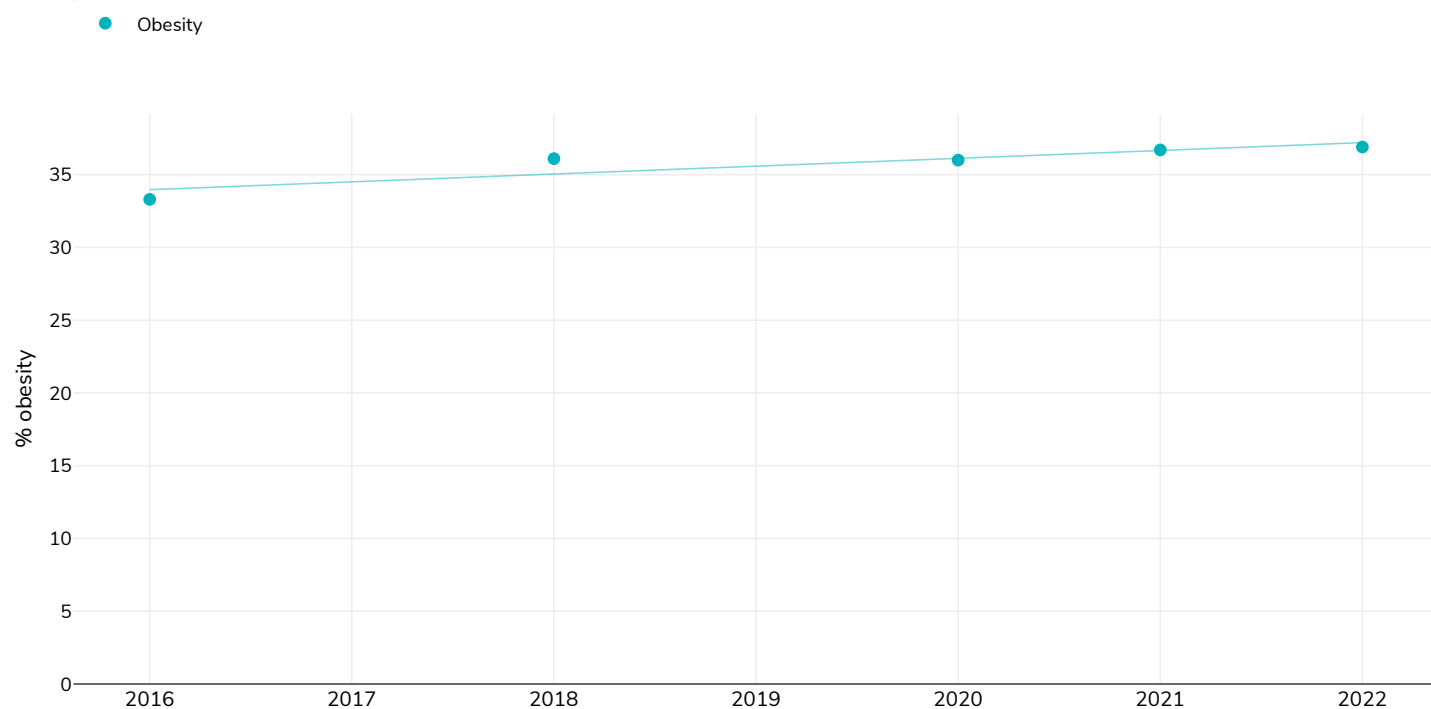
References:

For full details of references visit <https://data.worldobesity.org/>

Unless otherwise noted, overweight refers to a BMI between 25kg and 29.9kg/m², obesity refers to a BMI greater than 30kg/m².

Different methodologies may have been used to collect this data and so data from different surveys may not be strictly comparable. Please check with original data sources for methodologies used.

Men and women



Survey type:

Measured

References:

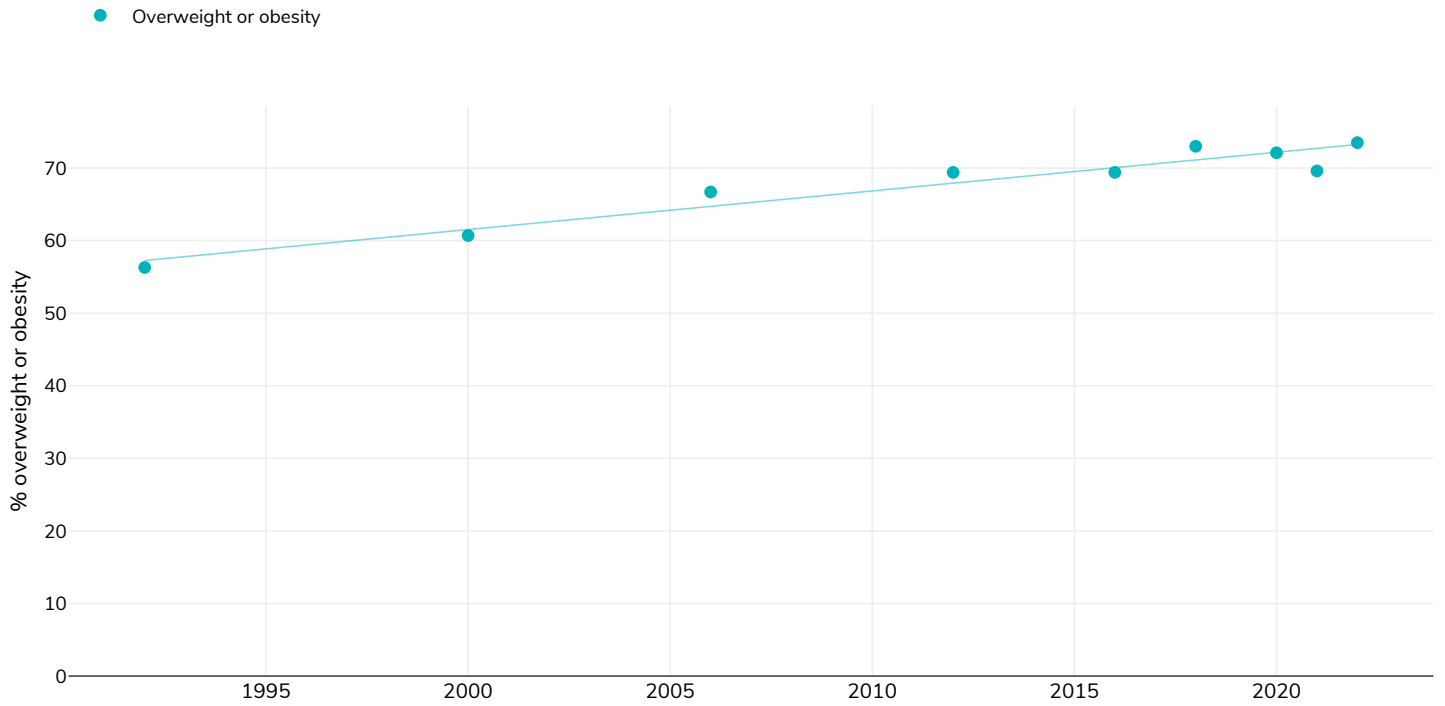
For full details of references visit <https://data.worldobesity.org/>

Unless otherwise noted, overweight refers to a BMI between 25kg and 29.9kg/m², obesity refers to a BMI greater than 30kg/m².

Different methodologies may have been used to collect this data and so data from different surveys may not be strictly comparable. Please check with original data sources for methodologies used.

% Adults living with overweight or obesity, 1992-2022

Men



Survey type:

Measured

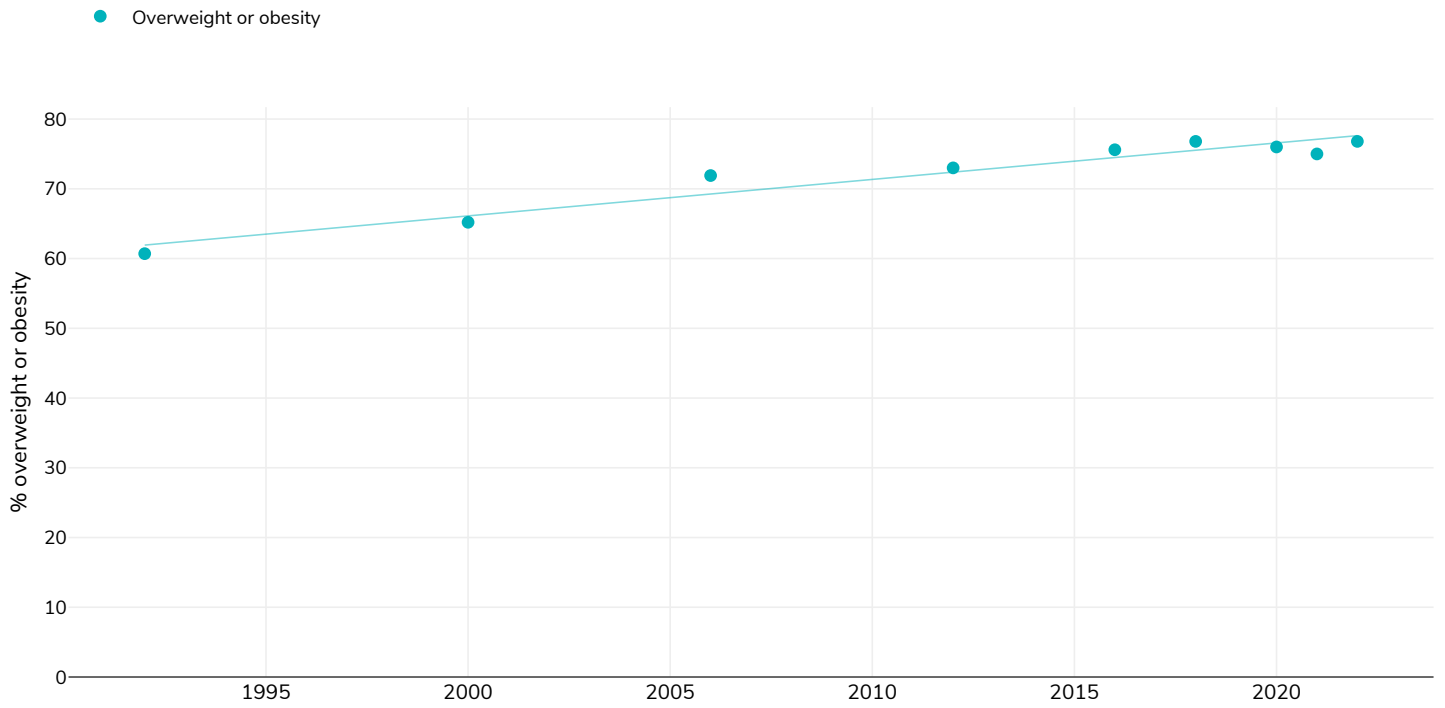
References:

For full details of references visit <https://data.worldobesity.org/>

Unless otherwise noted, overweight refers to a BMI between 25kg and 29.9kg/m², obesity refers to a BMI greater than 30kg/m².

Different methodologies may have been used to collect this data and so data from different surveys may not be strictly comparable. Please check with original data sources for methodologies used.

Women



Survey type:

Measured

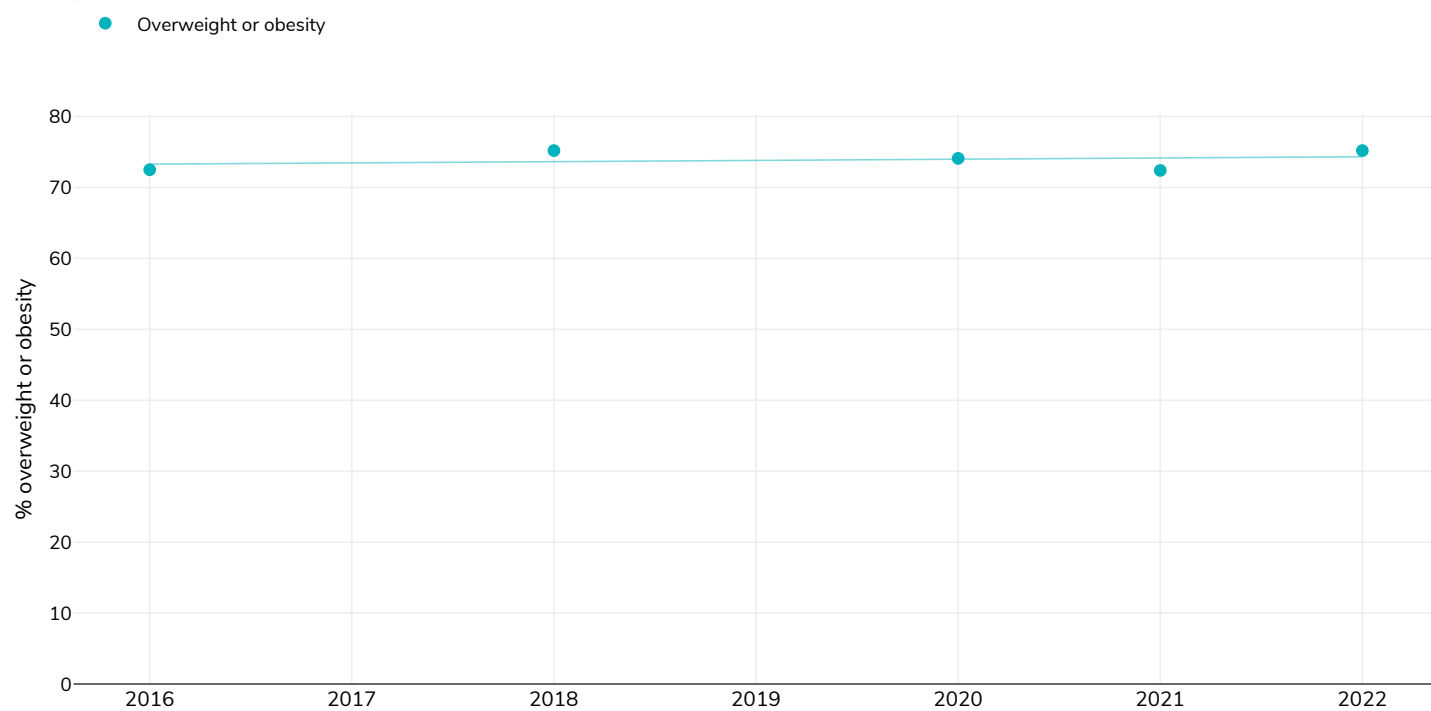
References:

For full details of references visit <https://data.worldobesity.org/>

Unless otherwise noted, overweight refers to a BMI between 25kg and 29.9kg/m², obesity refers to a BMI greater than 30kg/m².

Different methodologies may have been used to collect this data and so data from different surveys may not be strictly comparable. Please check with original data sources for methodologies used.

Men and women



Survey type:

Measured

References:

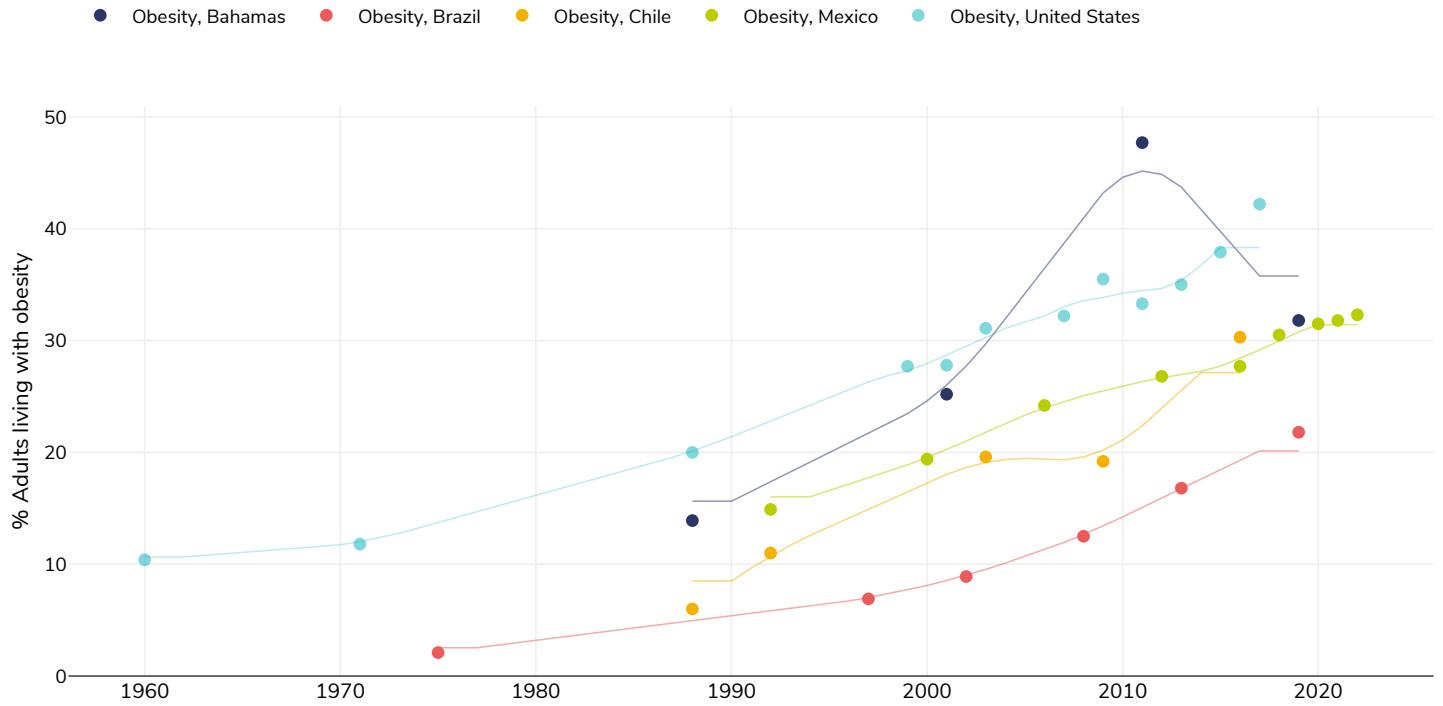
For full details of references visit <https://data.worldobesity.org/>

Unless otherwise noted, overweight refers to a BMI between 25kg and 29.9kg/m², obesity refers to a BMI greater than 30kg/m².

Different methodologies may have been used to collect this data and so data from different surveys may not be strictly comparable. Please check with original data sources for methodologies used.

% Adults living with obesity, selected countries, 1960-2022

Men

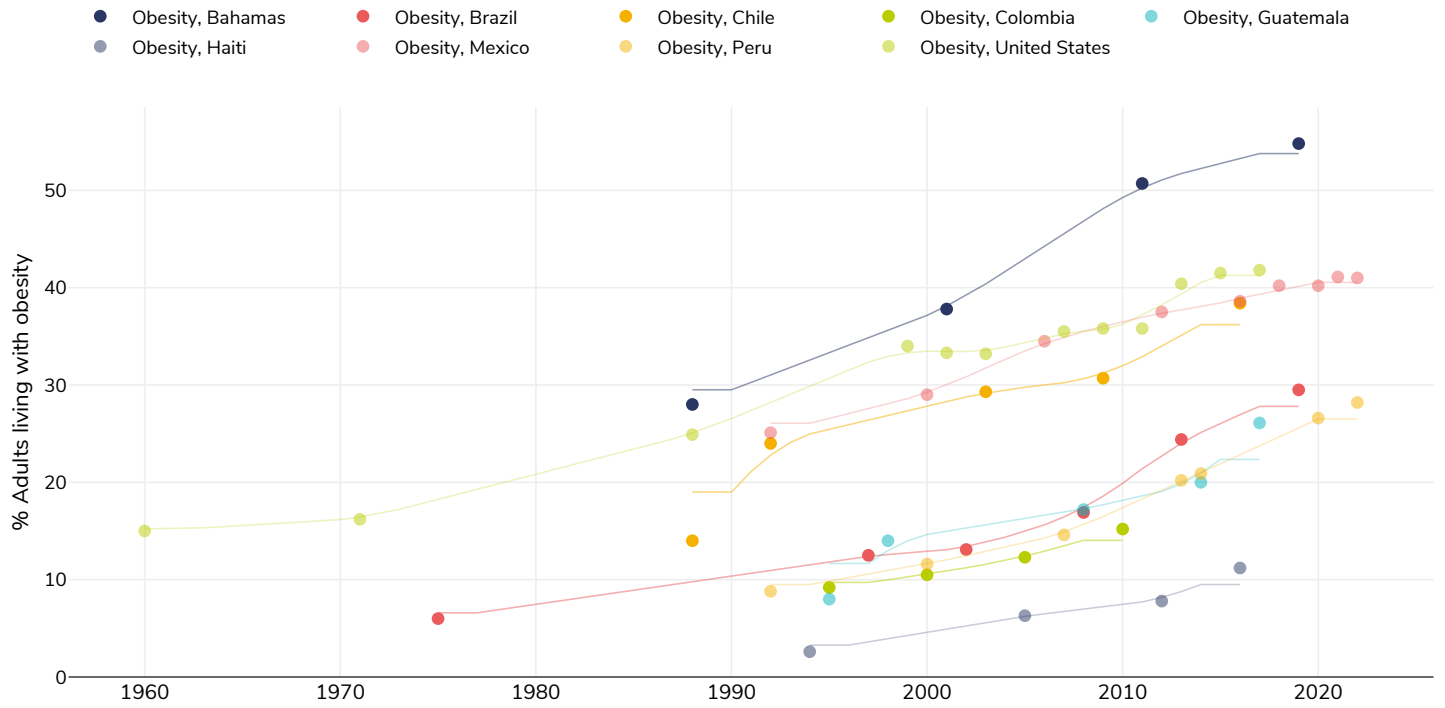


References:

For full details of references visit
<https://data.worldobesity.org/>

Different methodologies may have been used to collect this data and so data from different surveys may not be strictly comparable. Please check with original data sources for methodologies used.

Women



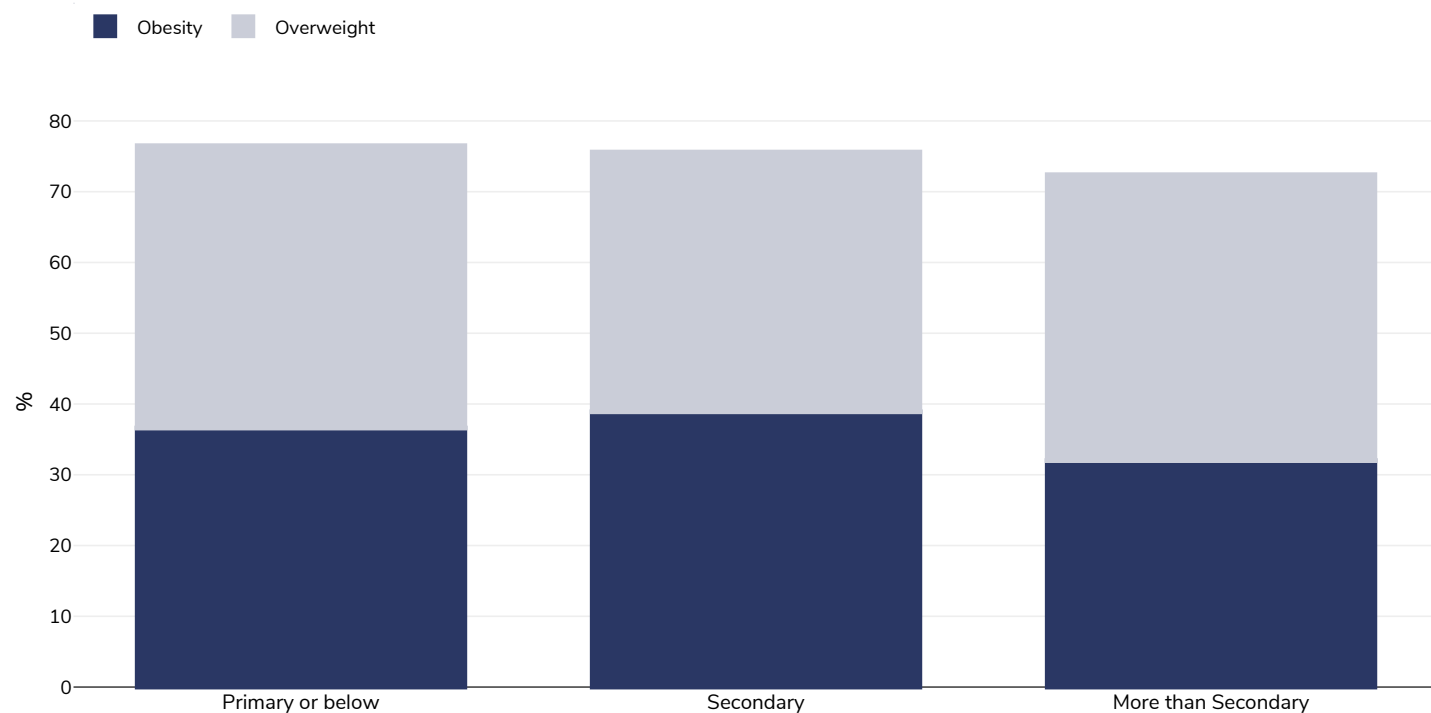
References:

For full details of references visit
<https://data.worldobesity.org/>

Different methodologies may have been used to collect this data and so data from different surveys may not be strictly comparable. Please check with original data sources for methodologies used.

Overweight/obesity by education

Adults, 2022

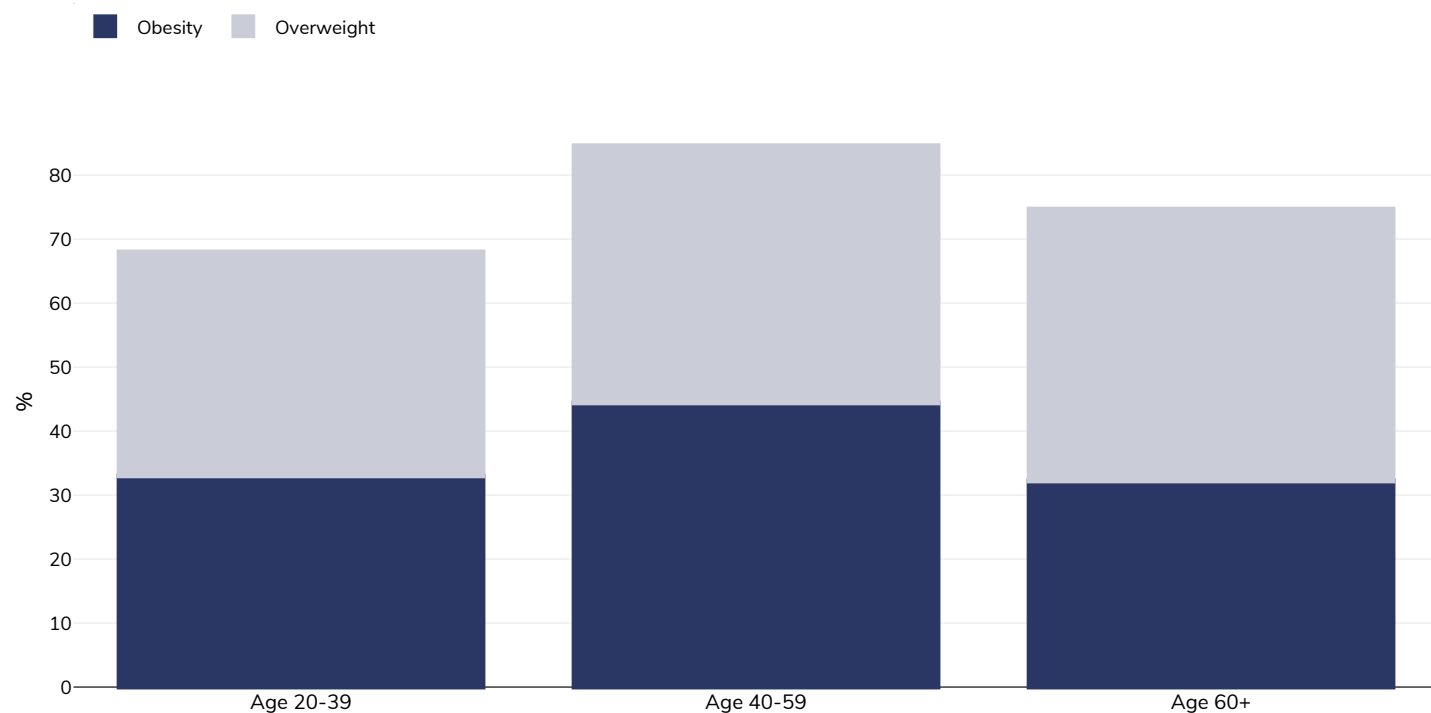


Survey type:	Measured
Age:	20+
Sample size:	8563
Area covered:	National
References:	Campos-Nonato I, Galván-Valencia O, Hernández-Barrera L, Oviedo-Solís C, Barquera S. Prevalence of obesity and associated risk factors in Mexican adults: results of the Ensanut 2022. <i>Salud Publica Mex.</i> 2023;65(supl 1): S238-S247. https://doi.org/10.21149/14809 . Available at https://saludpublica.mx/index.php/spm/article/view/14809/12424 (last accessed 11.12.23)

Unless otherwise noted, overweight refers to a BMI between 25kg and 29.9kg/m², obesity refers to a BMI greater than 30kg/m².

Overweight/obesity by age

Adults, 2022



Survey type: Measured

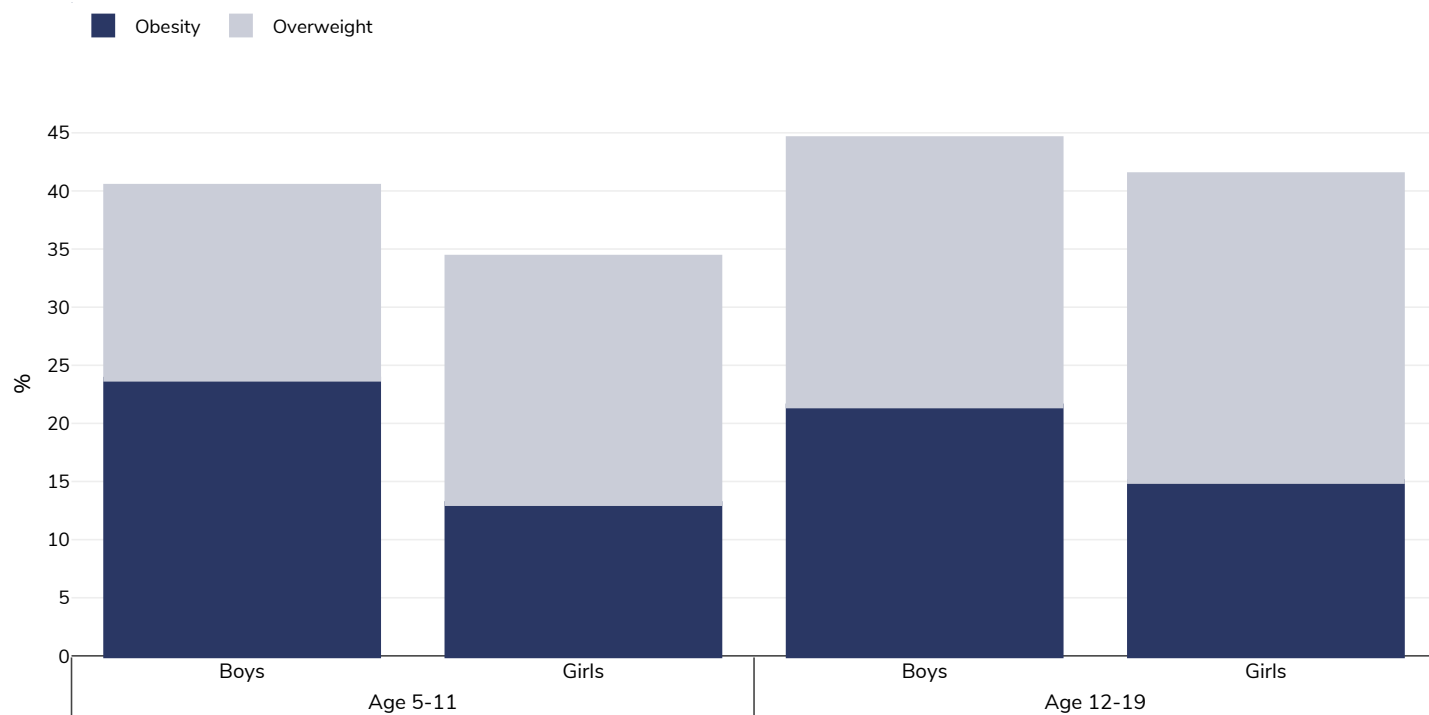
Sample size: 8563

Area covered: National

References: Campos-Nonato I, Galván-Valencia O, Hernández-Barrera L, Oviedo-Solís C, Barquera S. Prevalence of obesity and associated risk factors in Mexican adults: results of the Ensanut 2022. *Salud Publica Mex.* 2023;65(supl 1): S238-S247. <https://doi.org/10.21149/14809>. Available at <https://saludpublica.mx/index.php/spm/article/view/14809/12424> (last accessed 11.12.23)

Unless otherwise noted, overweight refers to a BMI between 25kg and 29.9kg/m², obesity refers to a BMI greater than 30kg/m².

Children, 2021



Survey type: Measured

Sample size: 4889

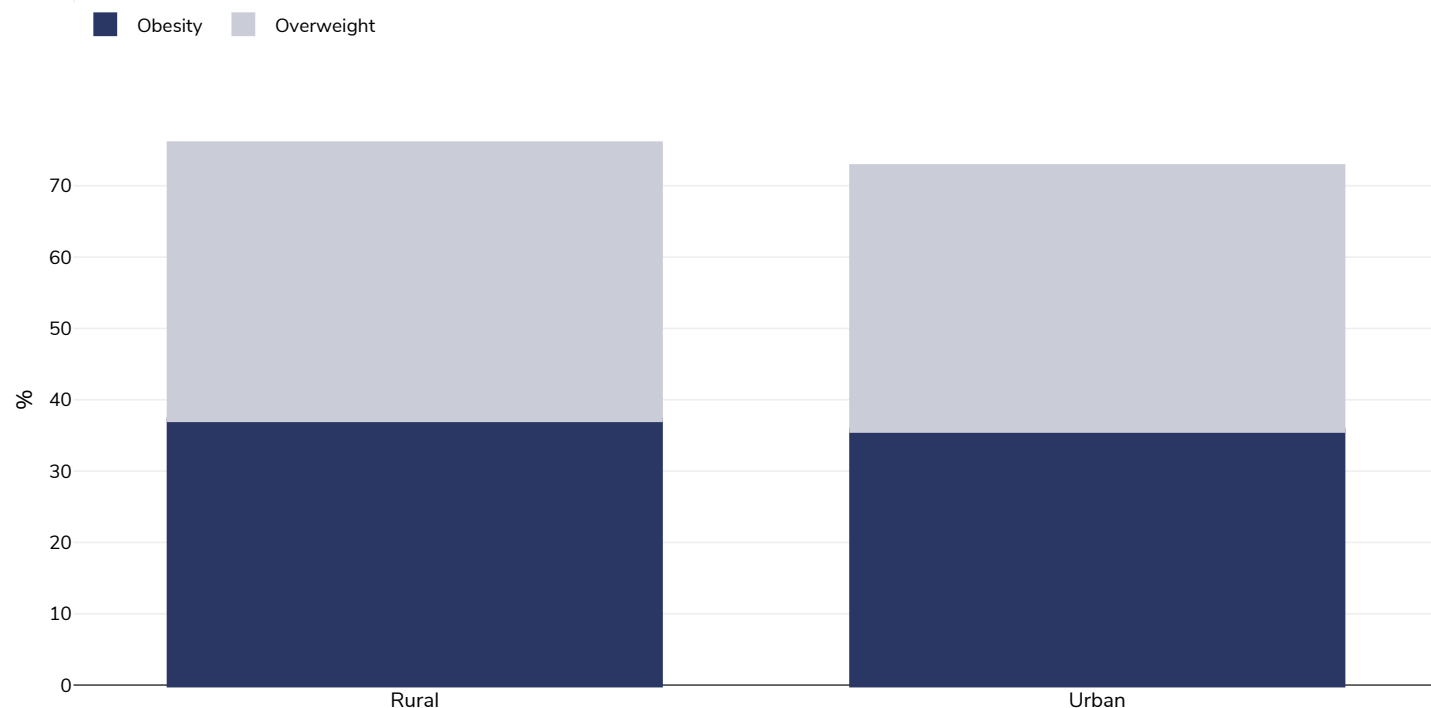
Area covered: National

References: Shamah-Levy T, Romero-Martínez M, Barrientos-Gutiérrez T, Cuevas-Nasu L, Bautista-Arredondo S, Colchero MA, Gaona-Pineda EB, Lazcano-Ponce E, Martínez-Barnetche J, Alpuche-Arana C, Rivera-Dommarco J. Encuesta Nacional de Salud y Nutrición 2021 sobre Covid-19. Resultados nacionales. Cuernavaca, México: Instituto Nacional de Salud Pública, 2022. <https://ensanut.insp.mx/encuestas/ensanutcontinua2021/informes.php> (Accessed 03.01.2023)

Cutoffs: WHO

Overweight/obesity by region

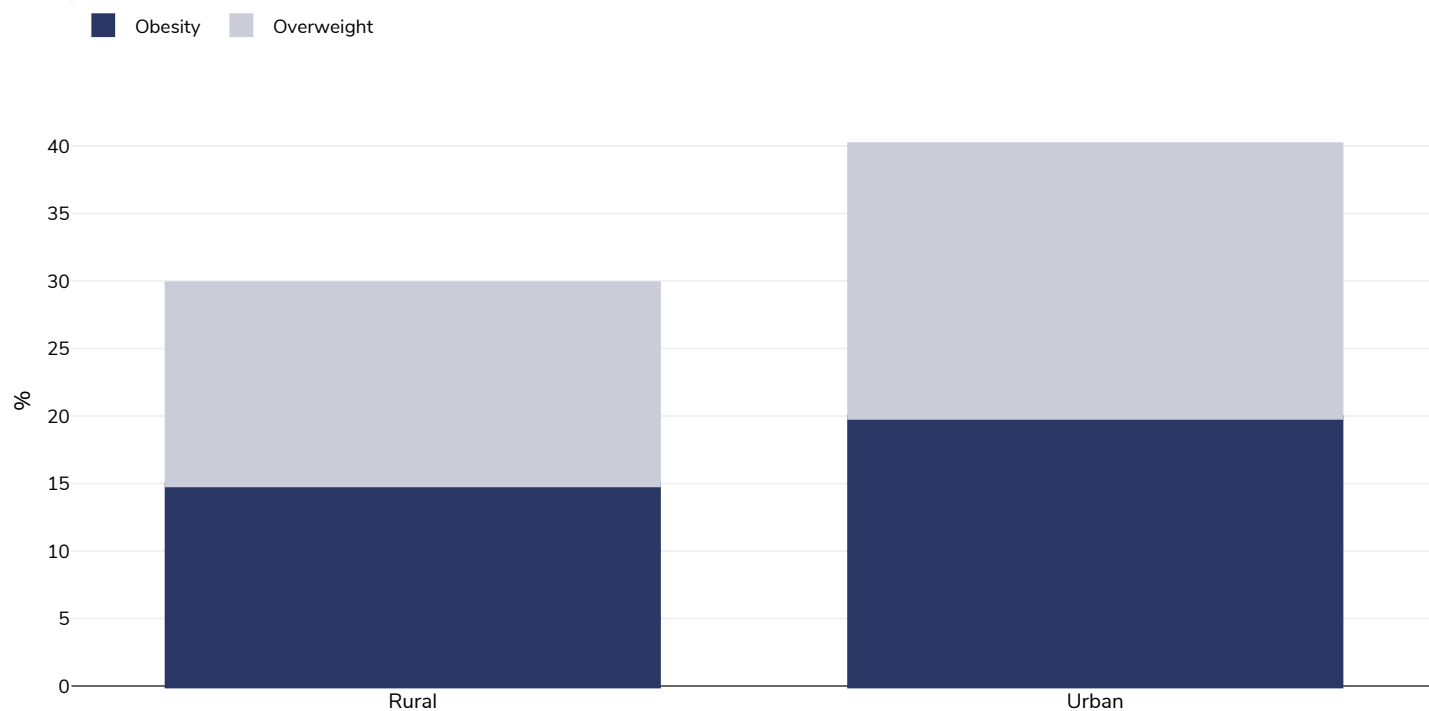
Adults, 2022



Survey type:	Measured
Age:	20+
Sample size:	8563
Area covered:	National
References:	Campos-Nonato I, Galván-Valencia O, Hernández-Barrera L, Oviedo-Solís C, Barquera S. Prevalence of obesity and associated risk factors in Mexican adults: results of the Ensanut 2022. <i>Salud Publica Mex.</i> 2023;65(supl 1): S238-S247. https://doi.org/10.21149/14809 . Available at https://saludpublica.mx/index.php/spm/article/view/14809/12424 (last accessed 11.12.23)

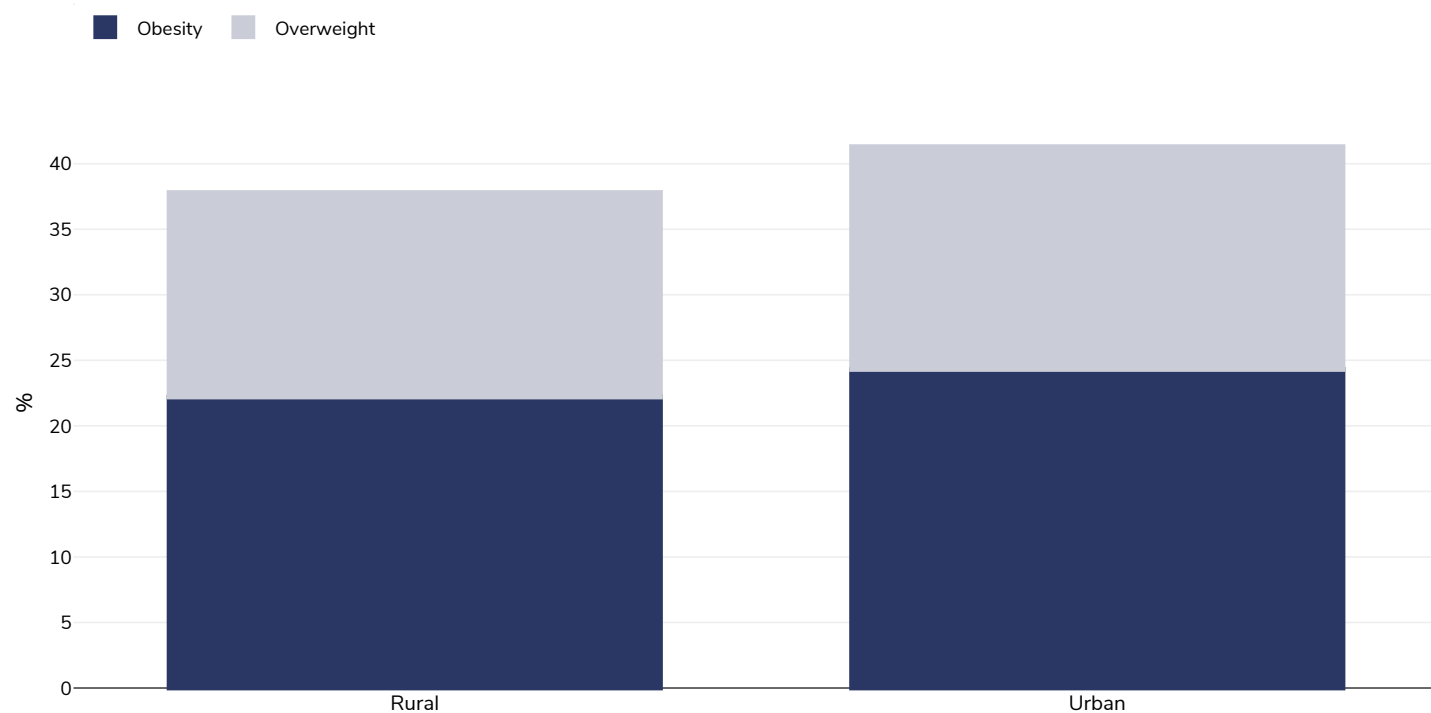
Unless otherwise noted, overweight refers to a BMI between 25kg and 29.9kg/m², obesity refers to a BMI greater than 30kg/m².

Children, 2021



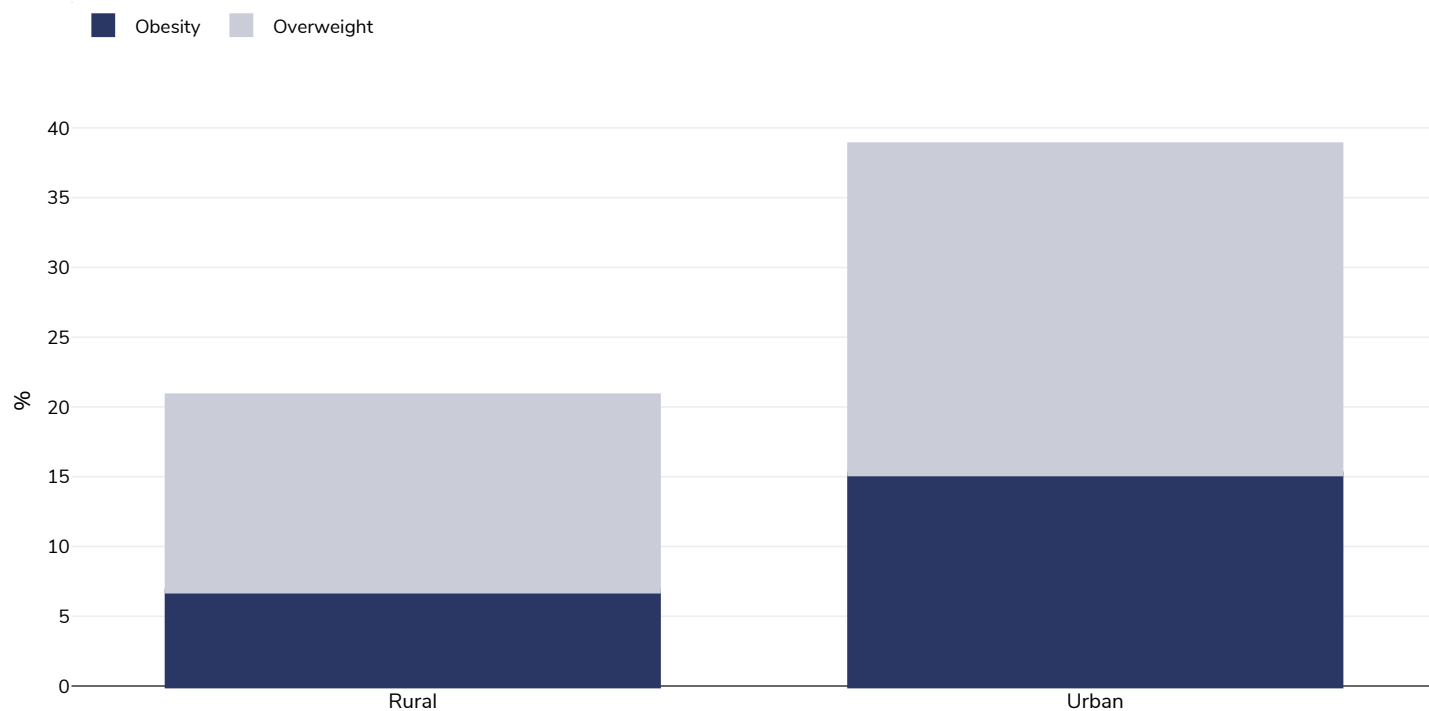
Survey type:	Measured
Age:	5-11
Sample size:	2569
Area covered:	National
References:	Shamah-Levy T, Romero-Martínez M, Barrientos-Gutiérrez T, Cuevas-Nasu L, Bautista-Arredondo S, Colchero MA, Gaona-Pineda EB, Lazcano-Ponce E, Martínez-Barnetche J, Alpuche-Arana C, Rivera-Dommarco J. Encuesta Nacional de Salud y Nutrición 2021 sobre Covid-19. Resultados nacionales. Cuernavaca, México: Instituto Nacional de Salud Pública, 2022. https://ensanut.insp.mx/encuestas/ensanutcontinua2021/informes.php (Accessed 03.01.2023)
Cutoffs:	WHO

Boys, 2021



Survey type:	Measured
Age:	5-11
Sample size:	2569
Area covered:	National
References:	Shamah-Levy T, Romero-Martínez M, Barrientos-Gutiérrez T, Cuevas-Nasu L, Bautista-Arredondo S, Colchero MA, Gaona-Pineda EB, Lazcano-Ponce E, Martínez-Barnetche J, Alpuche-Arana C, Rivera-Dommarco J. Encuesta Nacional de Salud y Nutrición 2021 sobre Covid-19. Resultados nacionales. Cuernavaca, México: Instituto Nacional de Salud Pública, 2022. https://ensanut.insp.mx/encuestas/ensanutcontinua2021/informes.php (Accessed 03.01.2023)
Cutoffs:	WHO

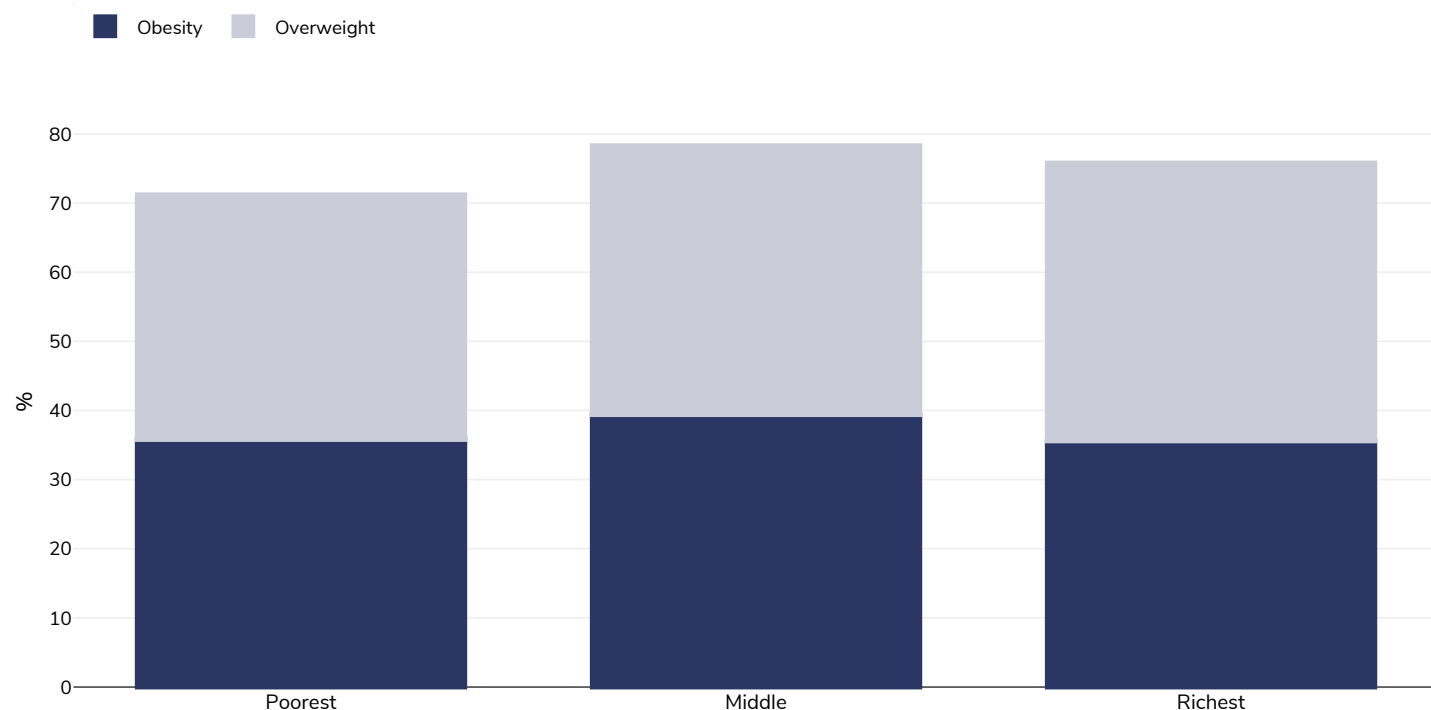
Girls, 2021



Survey type:	Measured
Age:	5-11
Sample size:	2569
Area covered:	National
References:	Shamah-Levy T, Romero-Martínez M, Barrientos-Gutiérrez T, Cuevas-Nasu L, Bautista-Arredondo S, Colchero MA, Gaona-Pineda EB, Lazcano-Ponce E, Martínez-Barnetche J, Alpuche-Arana C, Rivera-Dommarco J. Encuesta Nacional de Salud y Nutrición 2021 sobre Covid-19. Resultados nacionales. Cuernavaca, México: Instituto Nacional de Salud Pública, 2022. https://ensanut.insp.mx/encuestas/ensanutcontinua2021/informes.php (Accessed 03.01.2023)
Cutoffs:	WHO

Overweight/obesity by socio-economic group

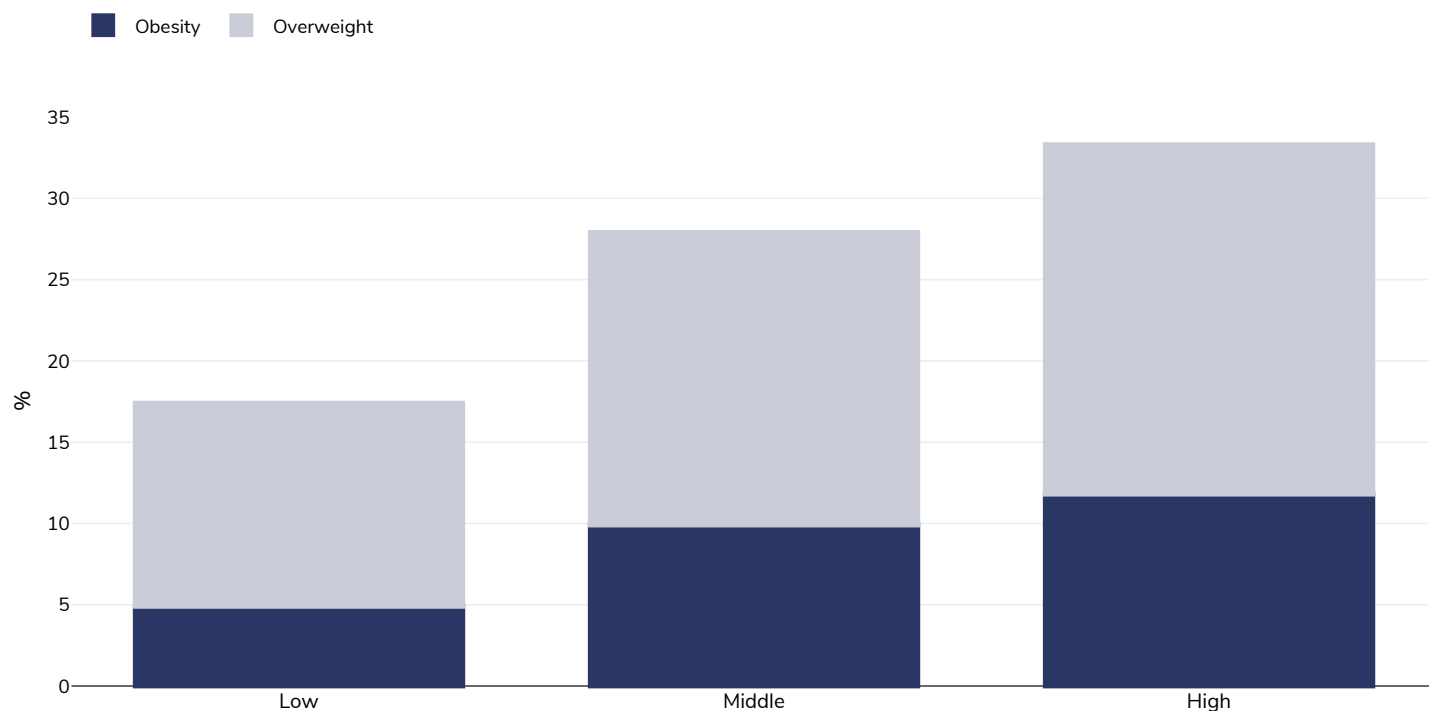
Adults, 2022



Survey type:	Measured
Age:	20+
Sample size:	8563
Area covered:	National
References:	Campos-Nonato I, Galván-Valencia O, Hernández-Barrera L, Oviedo-Solís C, Barquera S. Prevalence of obesity and associated risk factors in Mexican adults: results of the Ensanut 2022. <i>Salud Publica Mex.</i> 2023;65(supl 1): S238-S247. https://doi.org/10.21149/14809 . Available at https://saludpublica.mx/index.php/spm/article/view/14809/12424 (last accessed 11.12.23)

Unless otherwise noted, overweight refers to a BMI between 25kg and 29.9kg/m², obesity refers to a BMI greater than 30kg/m².

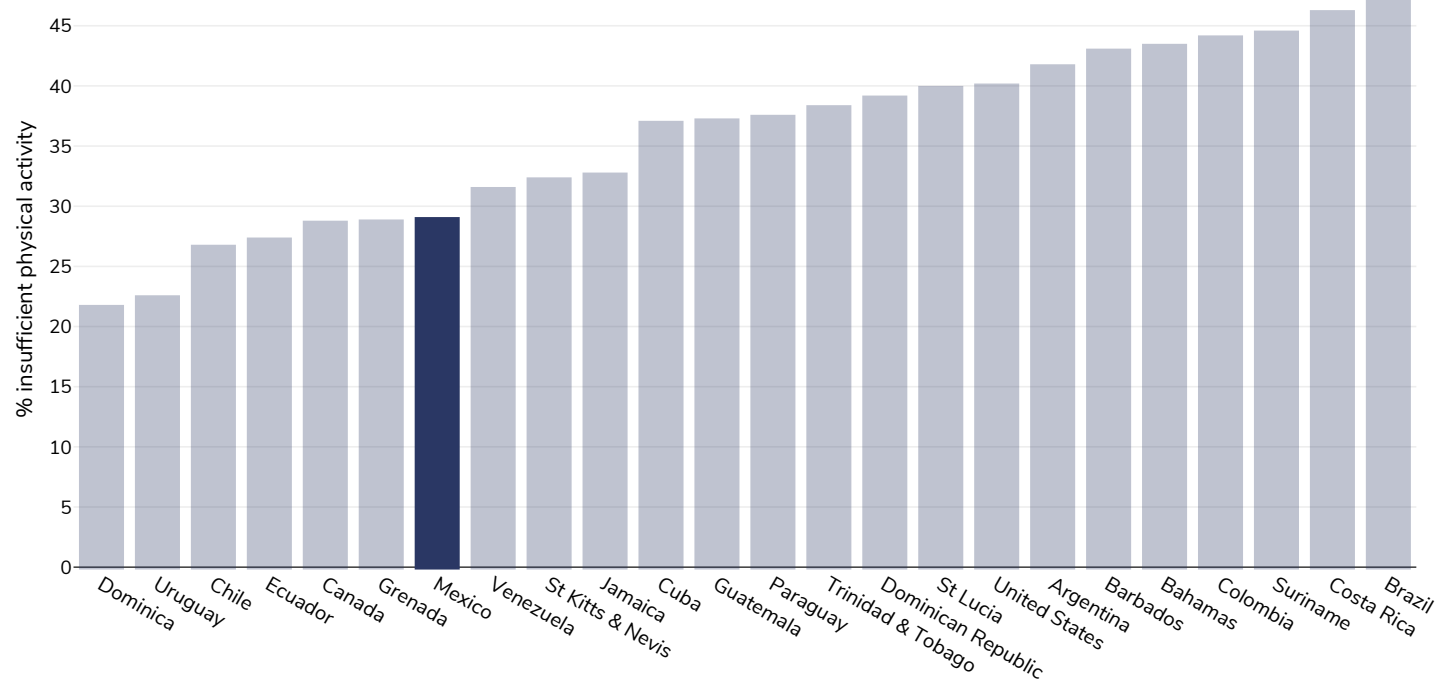
Children, 2006



Survey type:	Measured
Age:	5-11
Sample size:	Children aged 5-11yr: n=15111
Area covered:	National: Mexican National Health and Nutrition Survey 2006 (ENSANUT 2006)
References:	Bonvecchio A, Safdie M, Monterrubio EA, Gust T, Villalpando S, Rivera JA. Overweight and obesity trends in Mexican children 2 to 18 years of age from 1988 to 2006. <i>Salud Publica Mex</i> 2009;51 suppl 4:S586-S594.
Notes:	Prevalence of overweight and obesity by Socioeconomic Level. Overweight and obesity were classified according to IOTF criteria, based on BMI measurements, with cutoff points for BMI based on an international reference population drafted from seven countries, specific for age and sex. Said cutoff points are a projection of the criteria proposed by WHO for diagnosing overweight (BMI of 25-29.9) and obesity (BMI of 30 or more) in adults.
Cutoffs:	IOTF

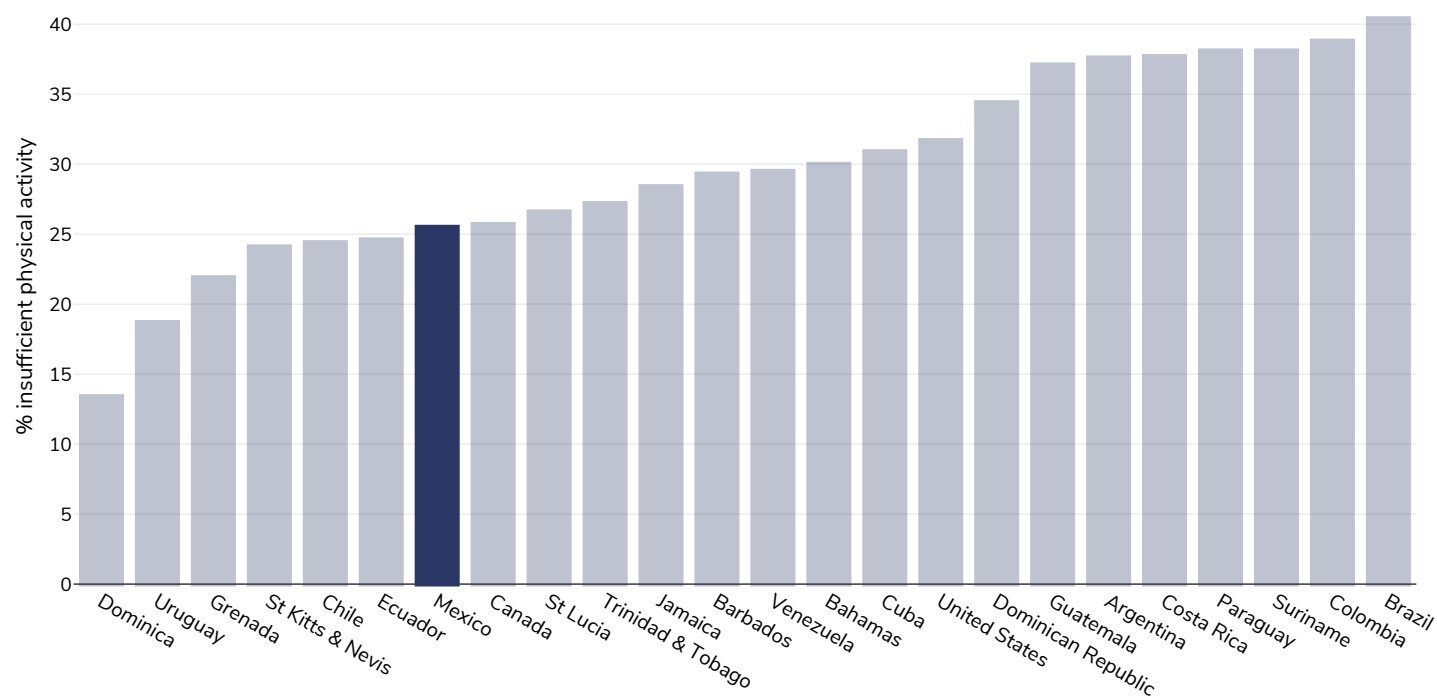
Insufficient physical activity

Adults, 2016



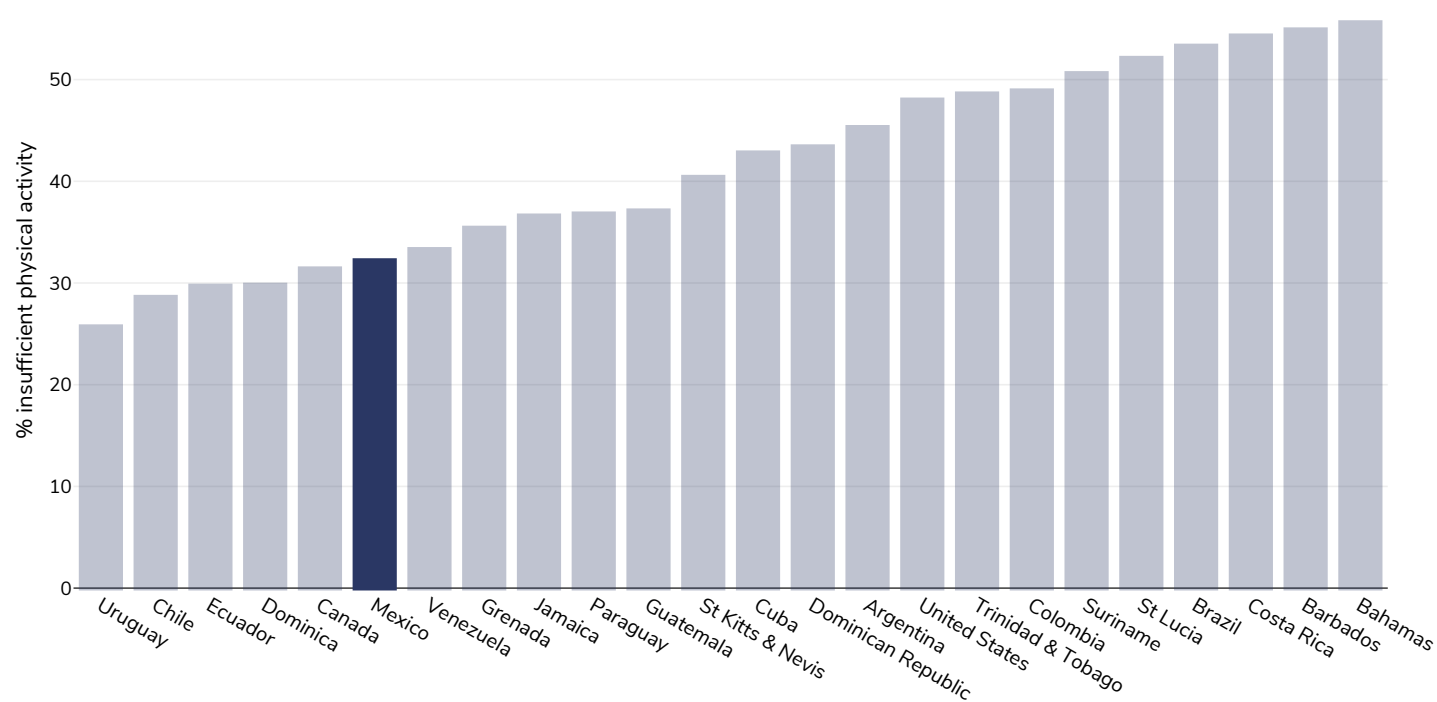
References: Guthold R, Stevens GA, Riley LM, Bull FC. Worldwide trends in insufficient physical activity from 2001 to 2016: a pooled analysis of 358 population-based surveys with 1.9 million participants. Lancet 2018 [http://dx.doi.org/10.1016/S2214-109X\(18\)30357-7](http://dx.doi.org/10.1016/S2214-109X(18)30357-7)

Men, 2016



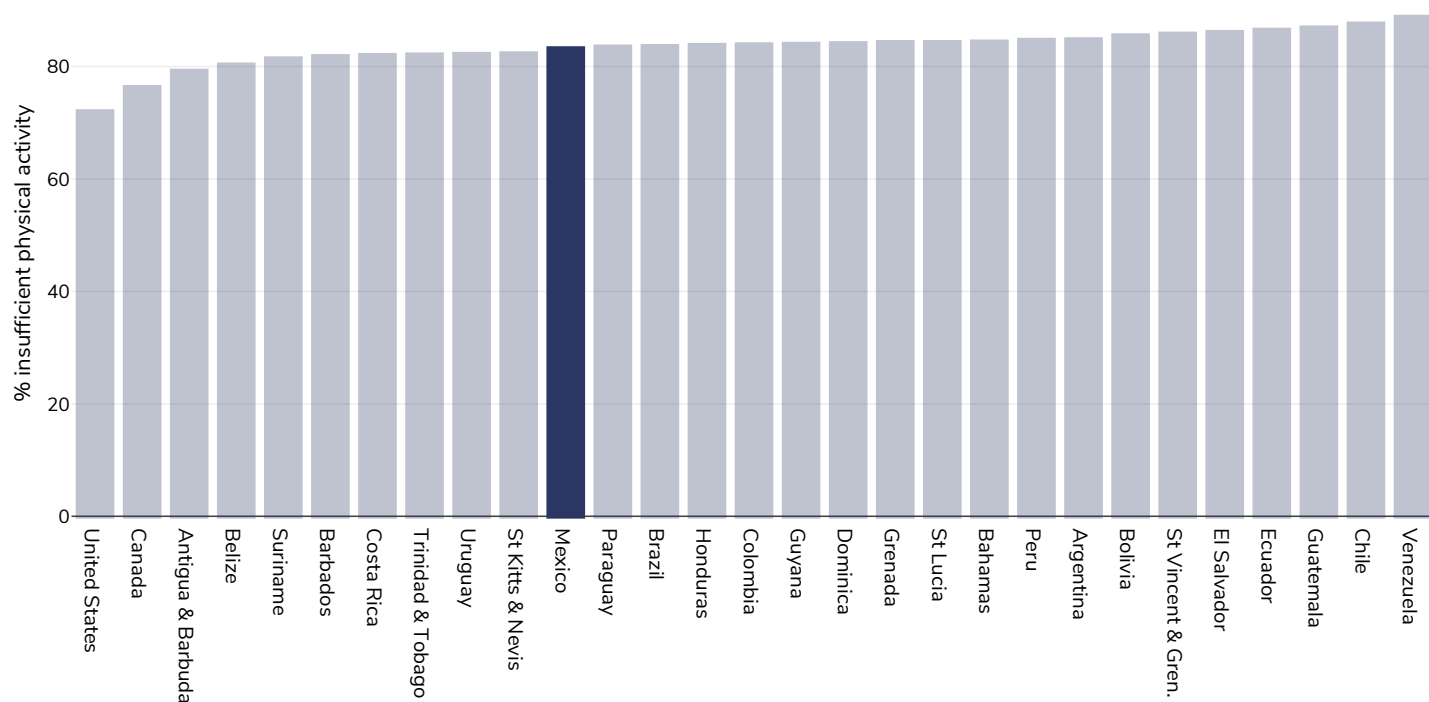
References: Guthold R, Stevens GA, Riley LM, Bull FC. Worldwide trends in insufficient physical activity from 2001 to 2016: a pooled analysis of 358 population-based surveys with 1.9 million participants. Lancet 2018 [http://dx.doi.org/10.1016/S2214-109X\(18\)30357-7](http://dx.doi.org/10.1016/S2214-109X(18)30357-7)

Women, 2016



References: Guthold R, Stevens GA, Riley LM, Bull FC. Worldwide trends in insufficient physical activity from 2001 to 2016: a pooled analysis of 358 population-based surveys with 1.9 million participants. Lancet 2018 [http://dx.doi.org/10.1016/S2214-109X\(18\)30357-7](http://dx.doi.org/10.1016/S2214-109X(18)30357-7)

Children, 2016



Survey type: Self-reported

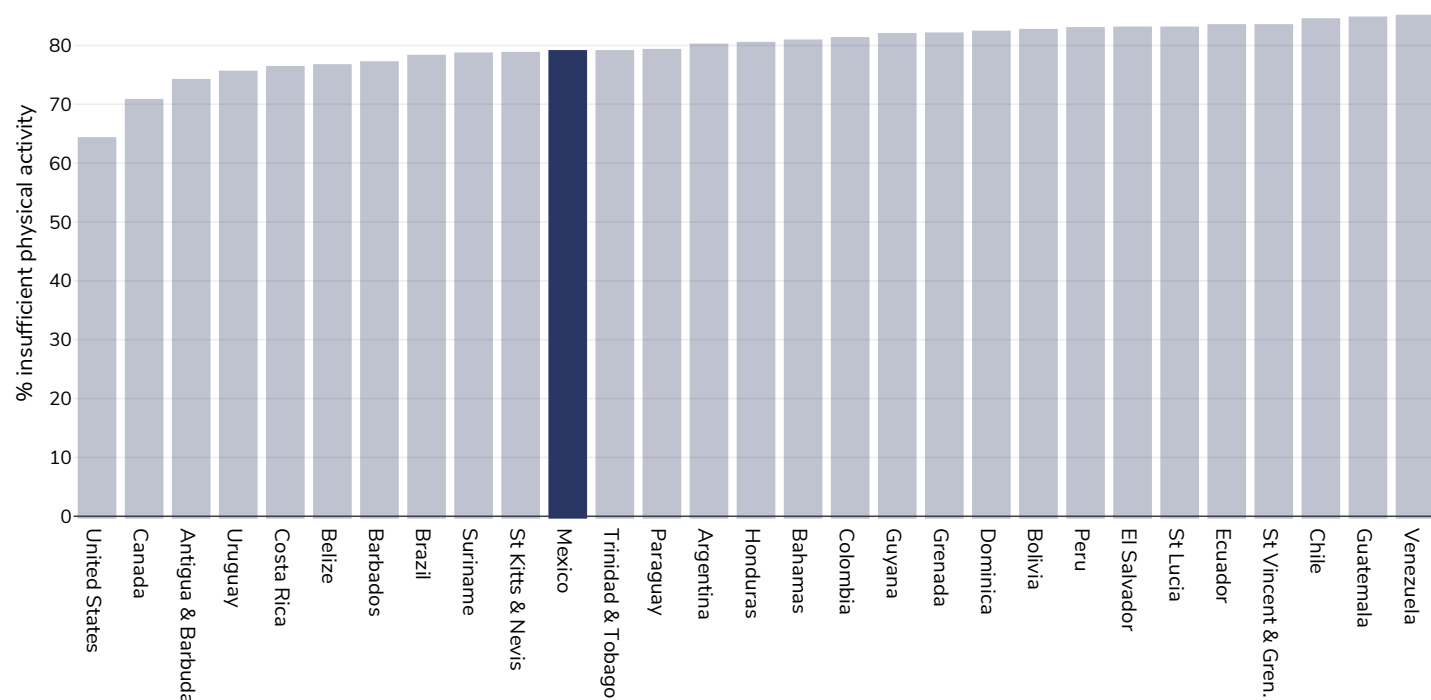
Age: 11-17

References: Global Health Observatory data repository, World Health Organisation, <https://apps.who.int/gho/data/node.main.A893ADO?lang=en> (last accessed 16.03.21)

Notes: % of school going adolescents not meeting WHO recommendations on Physical Activity for Health, i.e. doing less than 60 minutes of moderate- to vigorous-intensity physical activity daily.

Definitions: % Adolescents insufficiently active (age standardised estimate)

Boys, 2016



Survey type: Self-reported

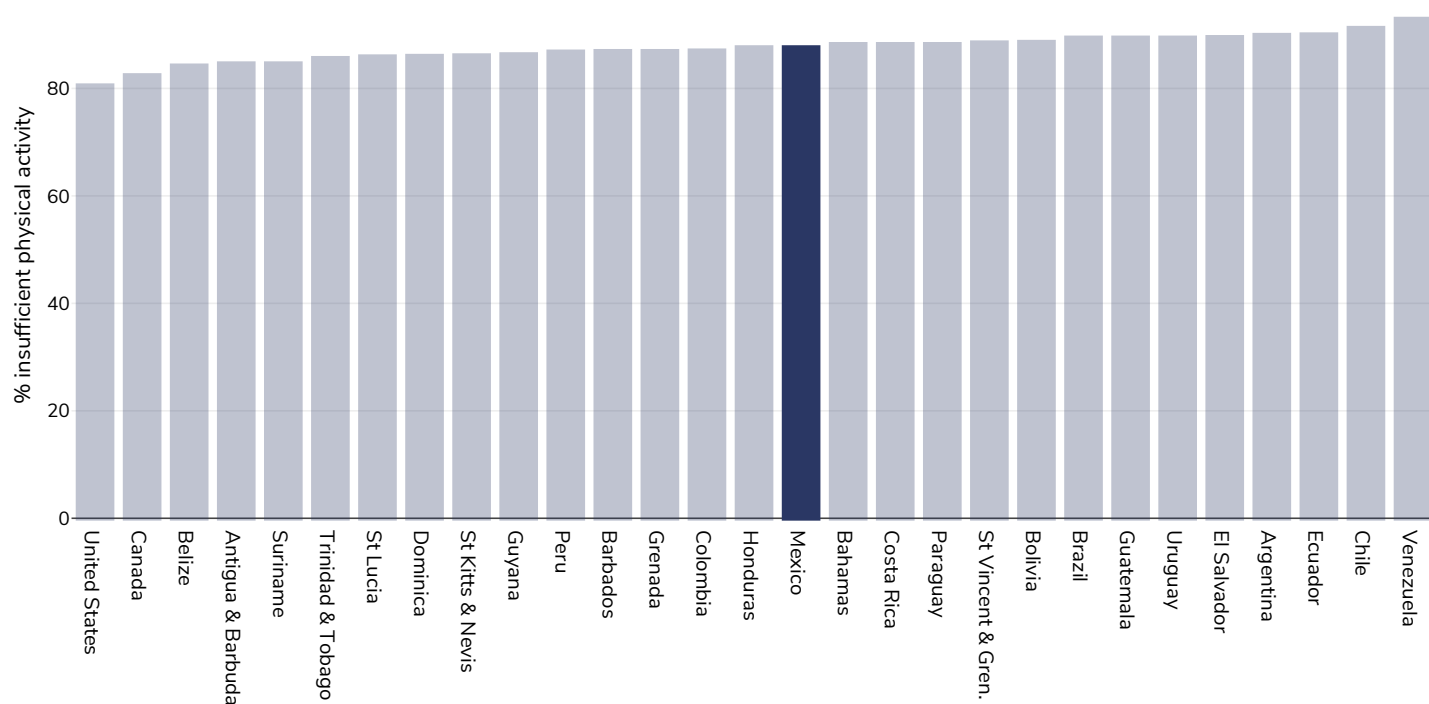
Age: 11-17

References: Global Health Observatory data repository, World Health Organisation, <https://apps.who.int/gho/data/node.main.A893ADO?lang=en> (last accessed 16.03.21)

Notes: % of school going adolescents not meeting WHO recommendations on Physical Activity for Health, i.e. doing less than 60 minutes of moderate- to vigorous-intensity physical activity daily.

Definitions: % Adolescents insufficiently active (age standardised estimate)

Girls, 2016



Survey type:

Self-reported

Age:

11-17

References:

Global Health Observatory data repository, World Health Organisation, <https://apps.who.int/gho/data/node.main.A893ADO?lang=en> (last accessed 16.03.21)

Notes:

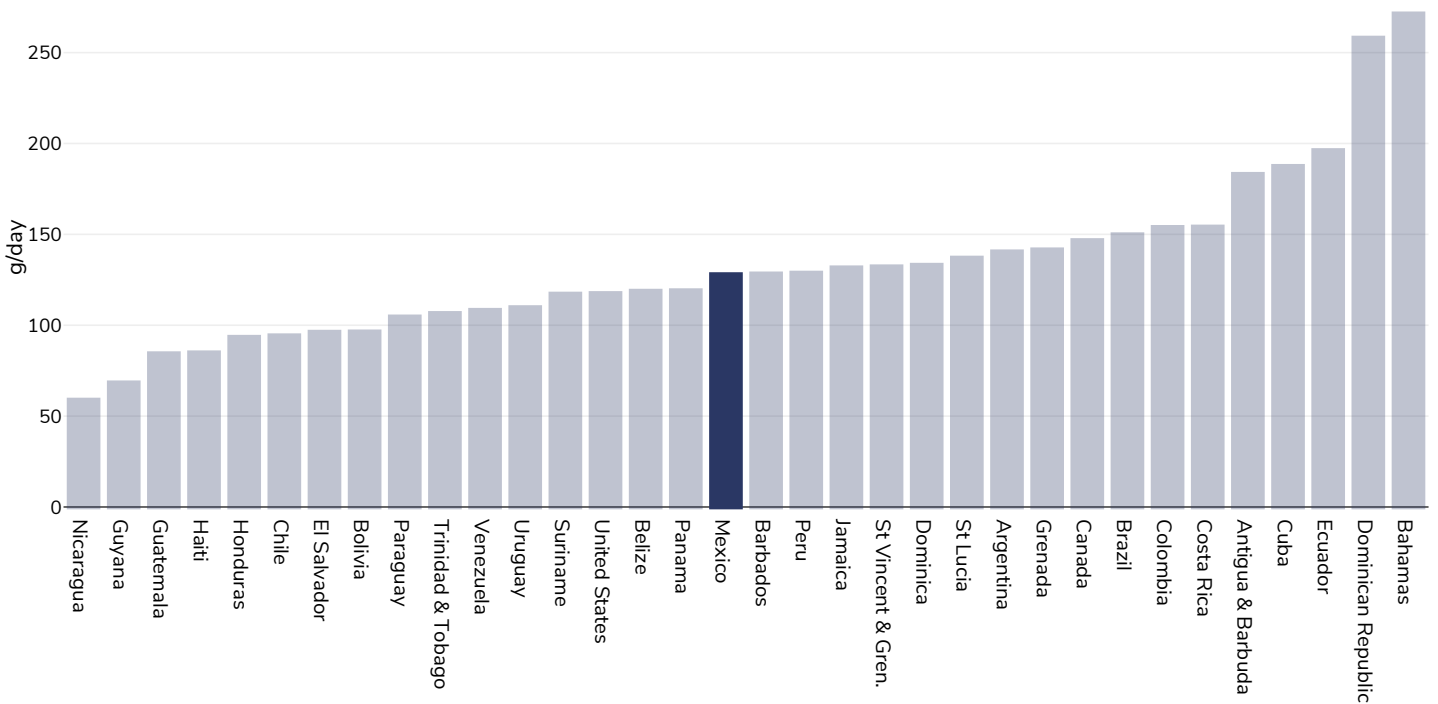
% of school going adolescents not meeting WHO recommendations on Physical Activity for Health, i.e. doing less than 60 minutes of moderate- to vigorous-intensity physical activity daily.

Definitions:

% Adolescents insufficiently active (age standardised estimate)

Estimated per capita fruit intake

Adults, 2017



Survey type:

Measured

Age:

25+

References:

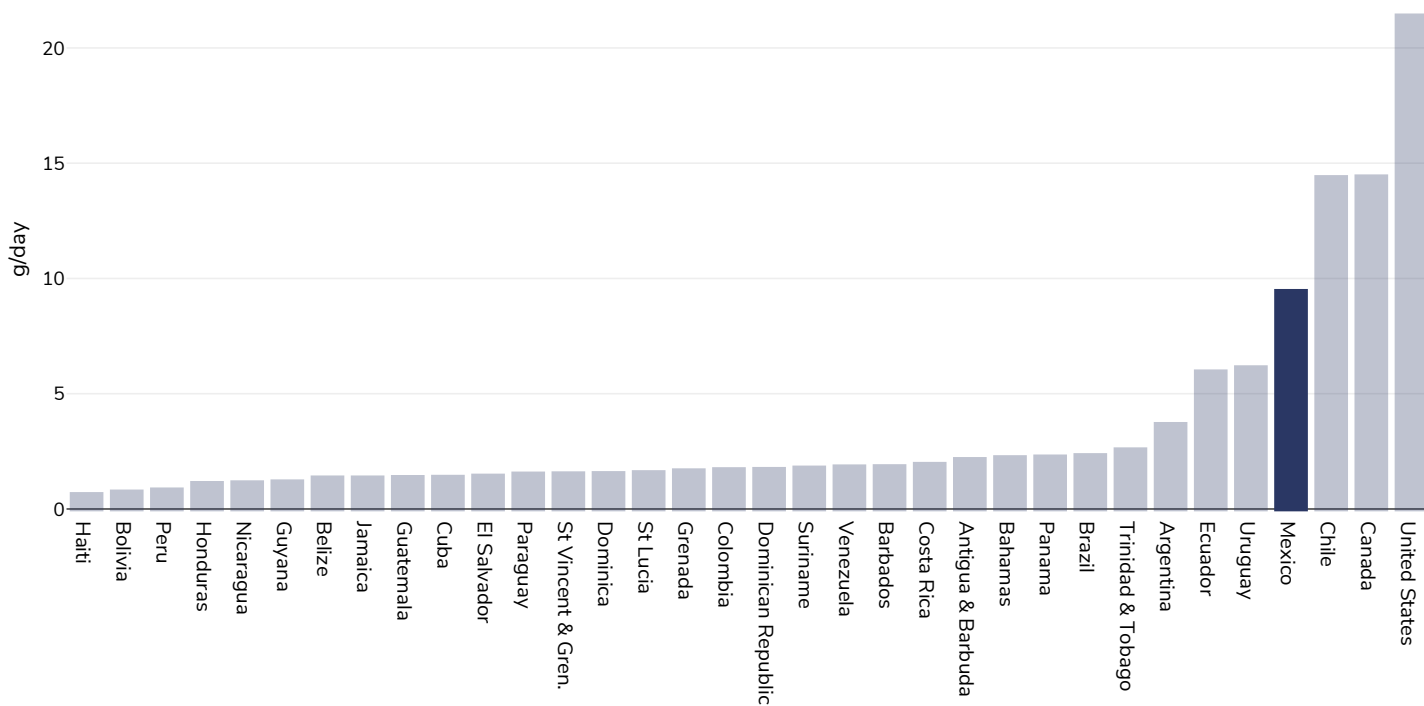
Global Burden of Disease, the Institute for Health Metrics and Evaluation <http://ghdx.healthdata.org/>

Definitions:

Estimated per-capita fruit intake (g/day)

Estimated per-capita processed meat intake

Adults, 2017



Survey type:

Measured

Age:

25+

References:

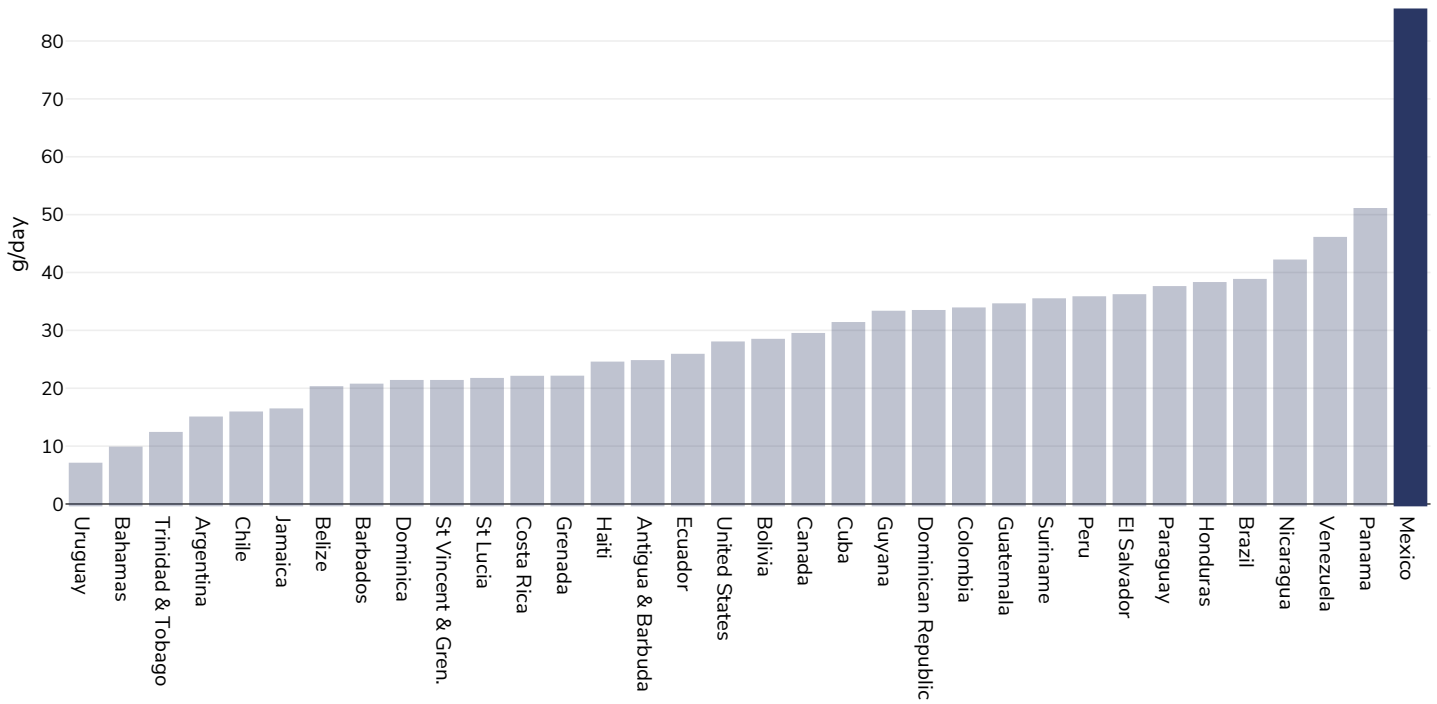
Global Burden of Disease, the Institute for Health Metrics and Evaluation <http://ghdx.healthdata.org/>

Definitions:

Estimated per-capita processed meat intake (g per day)

Estimated per capita whole grains intake

Adults, 2017



Survey type:

Measured

Age:

25+

References:

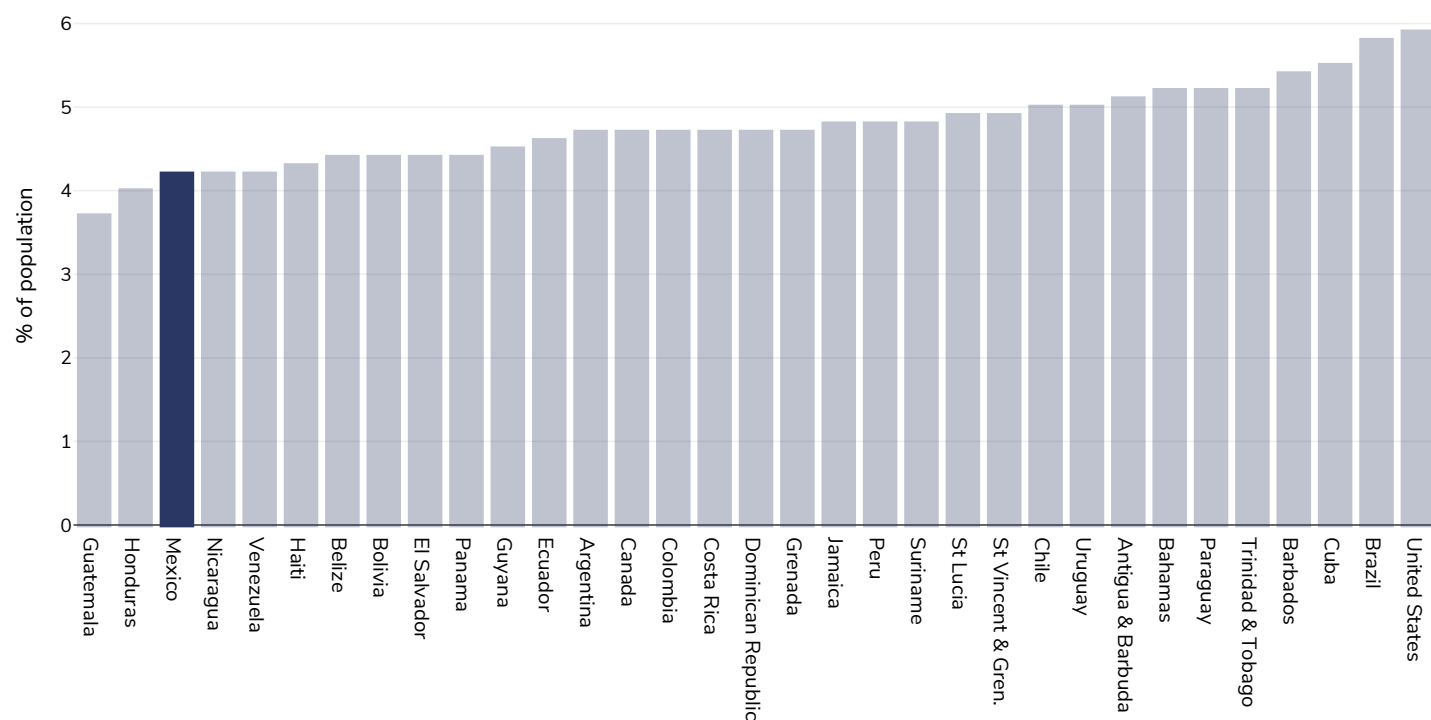
Global Burden of Disease, the Institute for Health Metrics and Evaluation <http://ghdx.healthdata.org/>

Definitions:

Estimated per-capita whole grains intake (g/day)

Mental health - depression disorders

Adults, 2015

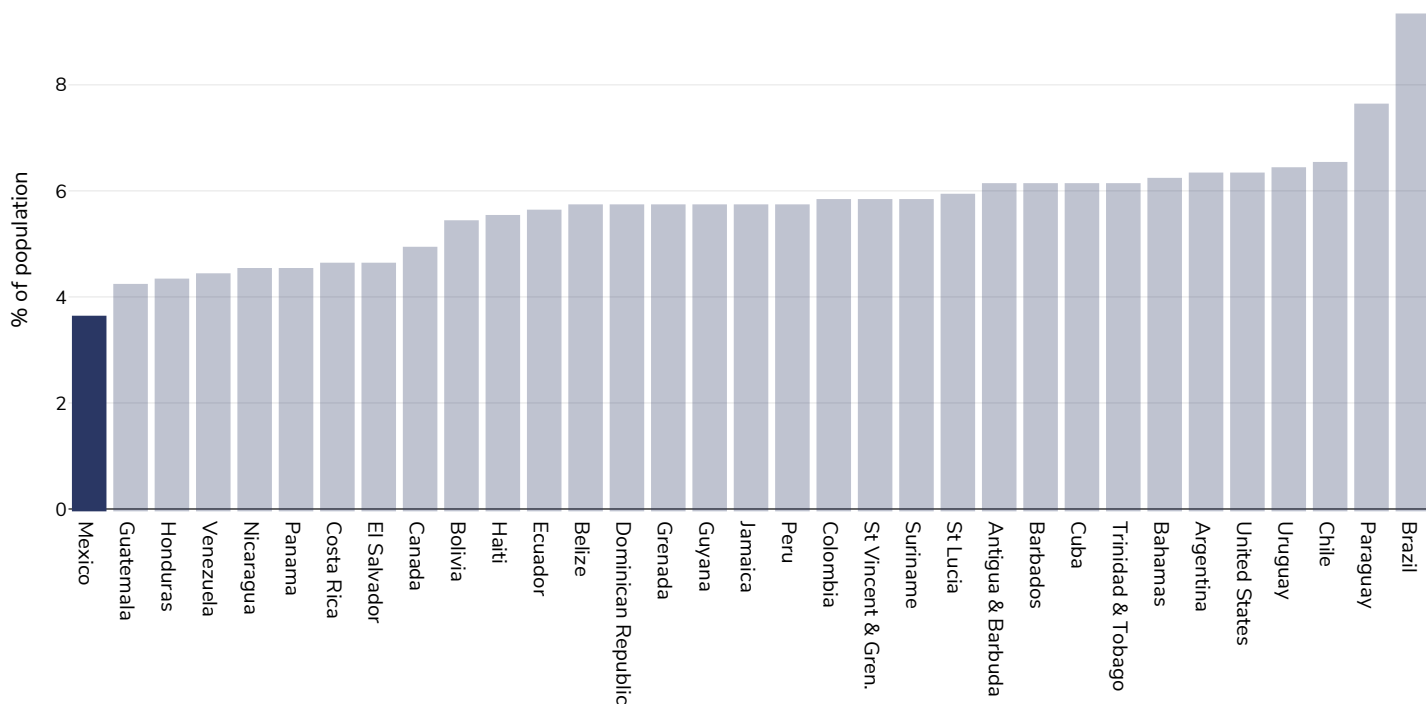


References: Prevalence data from Global Burden of Disease study 2015 (<http://ghdx.healthdata.org>) published in: Depression and Other Common Mental Disorders: Global Health Estimates. Geneva:World Health Organization; 2017. Licence: CC BY-NC-SA 3.0 IGO.

Definitions: % of population with depression disorders

Mental health - anxiety disorders

Adults, 2015

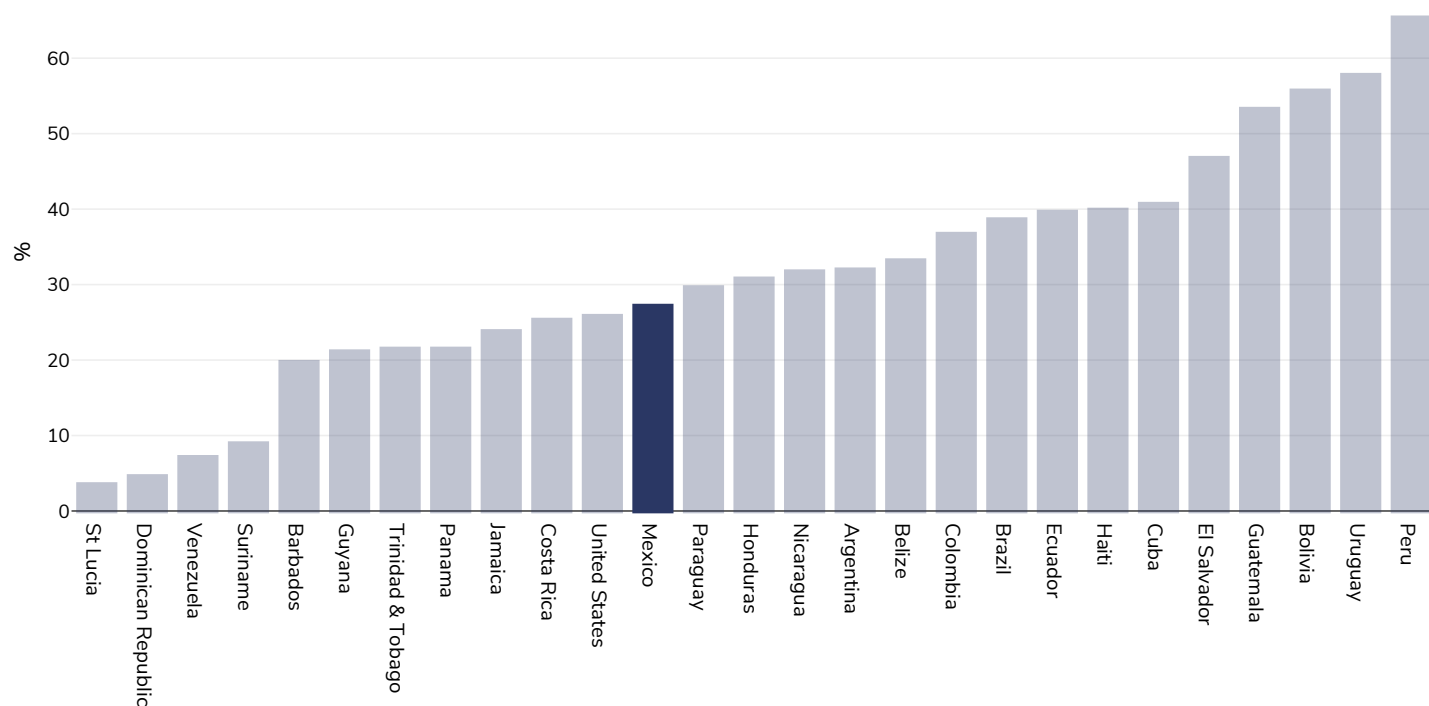


References: Prevalence data from Global Burden of Disease study 2015 (<http://ghdx.healthdata.org>) published in: Depression and Other Common Mental Disorders: Global Health Estimates. Geneva:World Health Organization; 2017. Licence: CC BY-NC-SA 3.0 IGO.

Definitions: % of population with anxiety disorders

% Infants exclusively breastfed 0-5 months

Children, 1998-2019



Area covered:

National

References:

Encuesta nacional de salud y nutrición 2018. Cuernavaca, México: Instituto Nacional de Salud Pública, 2019

Notes:

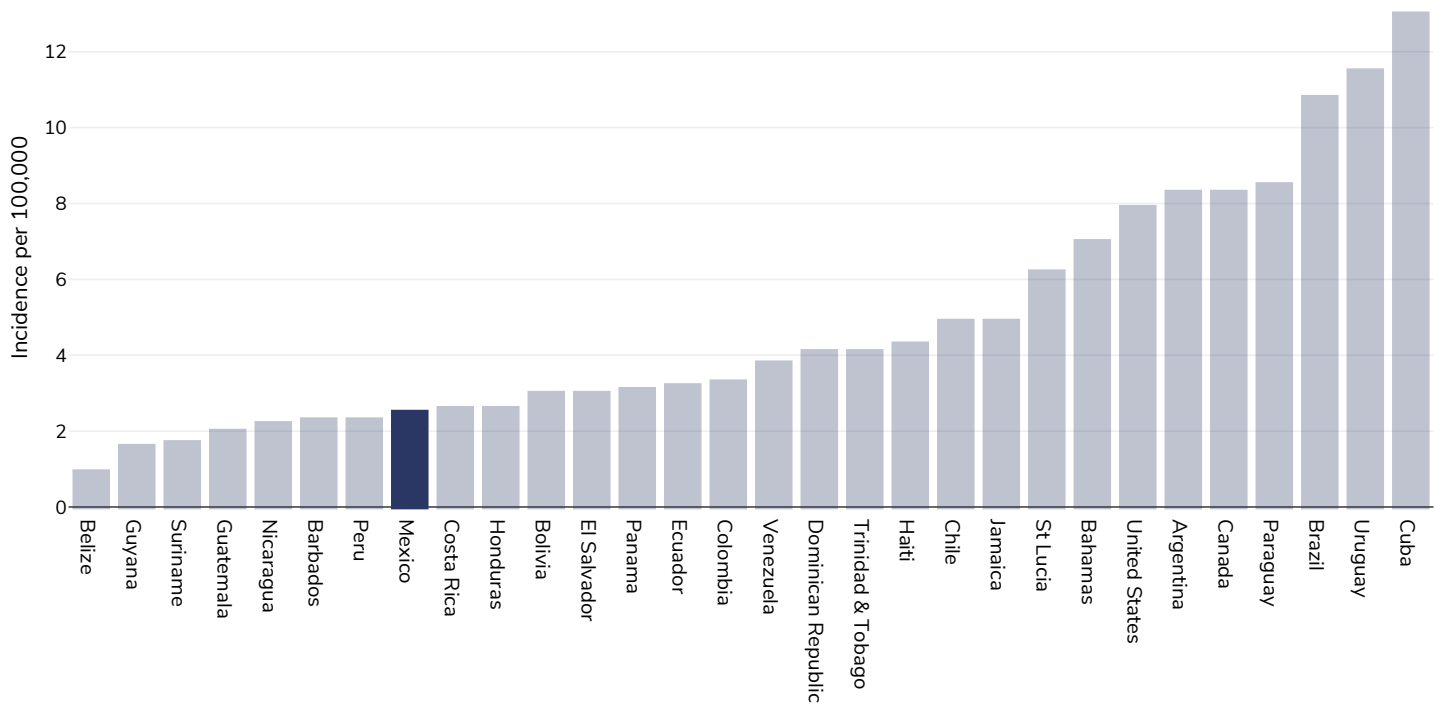
See UNICEF website for further survey information. Available at : <https://data.unicef.org/resources/dataset/infant-young-child-feeding/> (last accessed 28.9.21) Citation: United Nations Children’s Fund, Division of Data, Analysis, Planning and Monitoring (2021). Global UNICEF Global Databases: Infant and Young Child Feeding: Exclusive breastfeeding, New York, September 2021.

Definitions:

% exclusively breastfed 0-5 months

Oesophageal cancer

Men, 2020



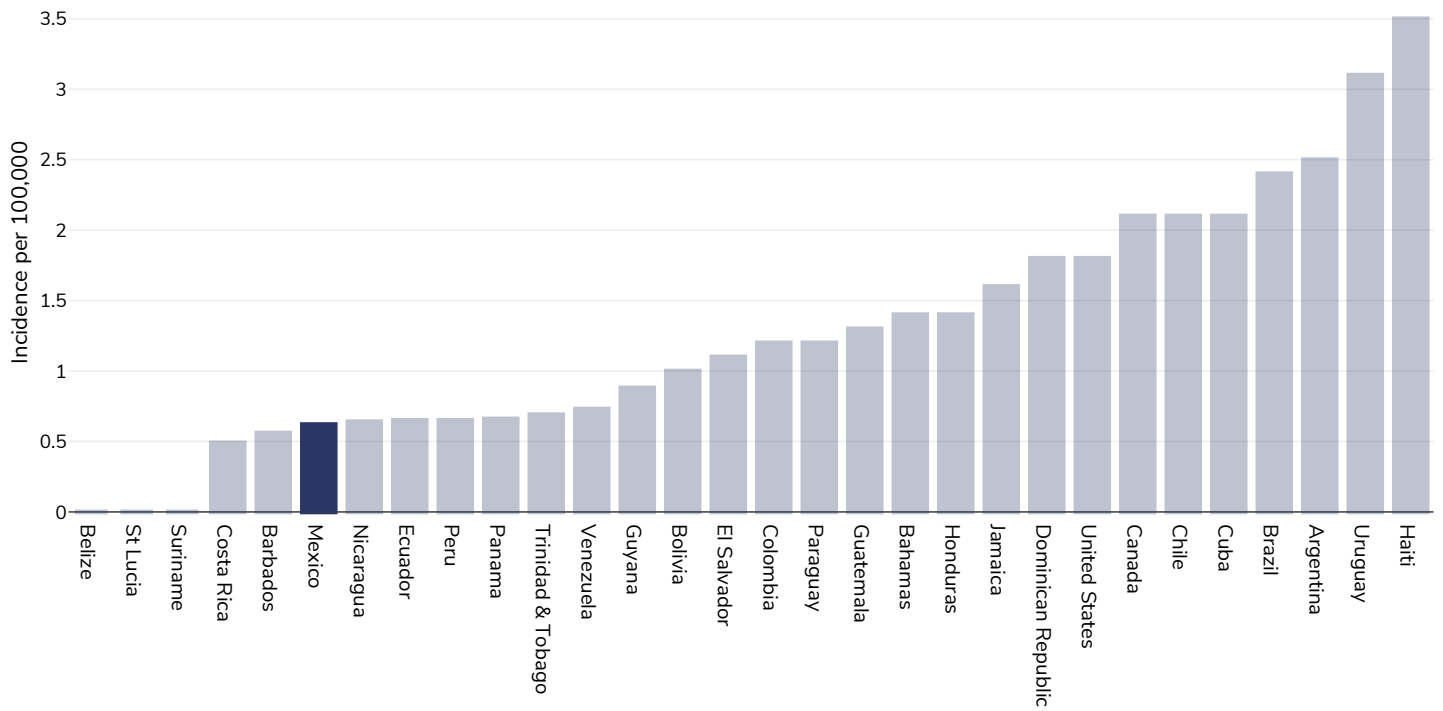
Age: 20+

Area covered: National

References: Ferlay J, Ervik M, Lam F, Colombet M, Mery L, Piñeros M, Znaor A, Soerjomataram I, Bray F (2020). Global Cancer Observatory: Cancer Today. Lyon, France: International Agency for Research on Cancer. Available from: <https://gco.iarc.fr/today>, accessed 10.01.2243

Definitions: Age-standardized incidence rates per 100 000

Women, 2020



Age: 20+

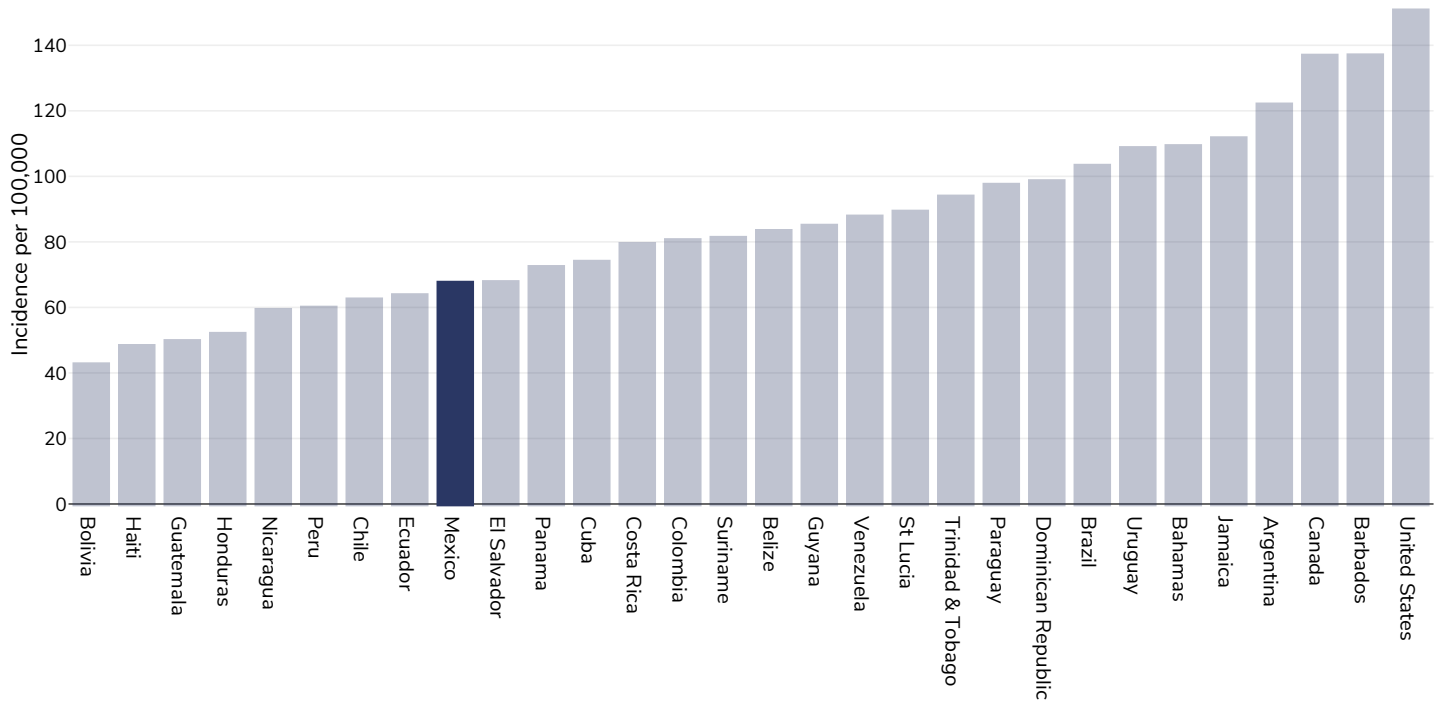
Area covered: National

References: Ferlay J, Ervik M, Lam F, Colombet M, Mery L, Piñeros M, Znaor A, Soerjomataram I, Bray F (2020). Global Cancer Observatory: Cancer Today. Lyon, France: International Agency for Research on Cancer. Available from: <https://gco.iarc.fr/today>, accessed 10.01.2243

Definitions: Age-standardized incidence rates per 100 000

Breast cancer

Women, 2020



Age: 20+

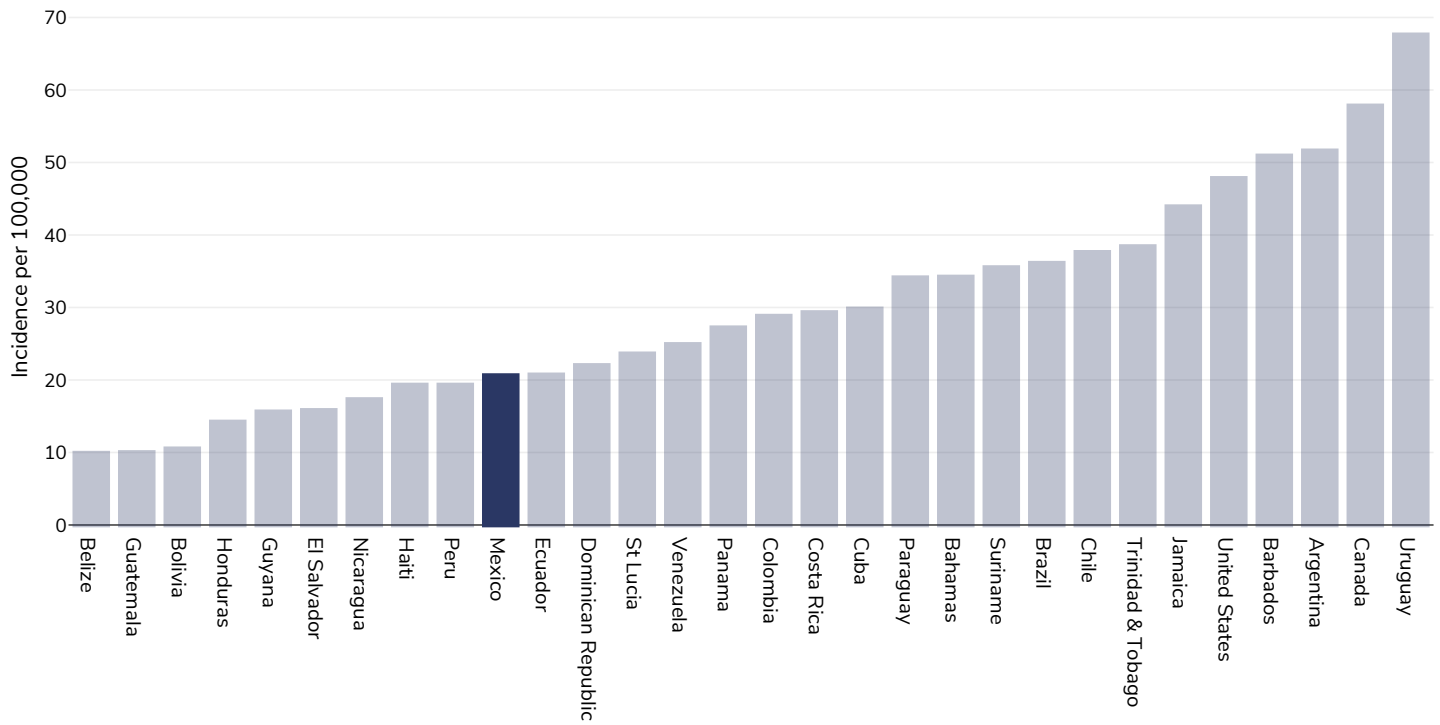
Area covered: National

References: Ferlay J, Ervik M, Lam F, Colombet M, Mery L, Piñeros M, Znaor A, Soerjomataram I, Bray F (2020). Global Cancer Observatory: Cancer Today. Lyon, France: International Agency for Research on Cancer. Available from: <https://gco.iarc.fr/today>, accessed 10.01.2243

Definitions: Age-standardized incidence rates per 100 000

Colorectal cancer

Men, 2020



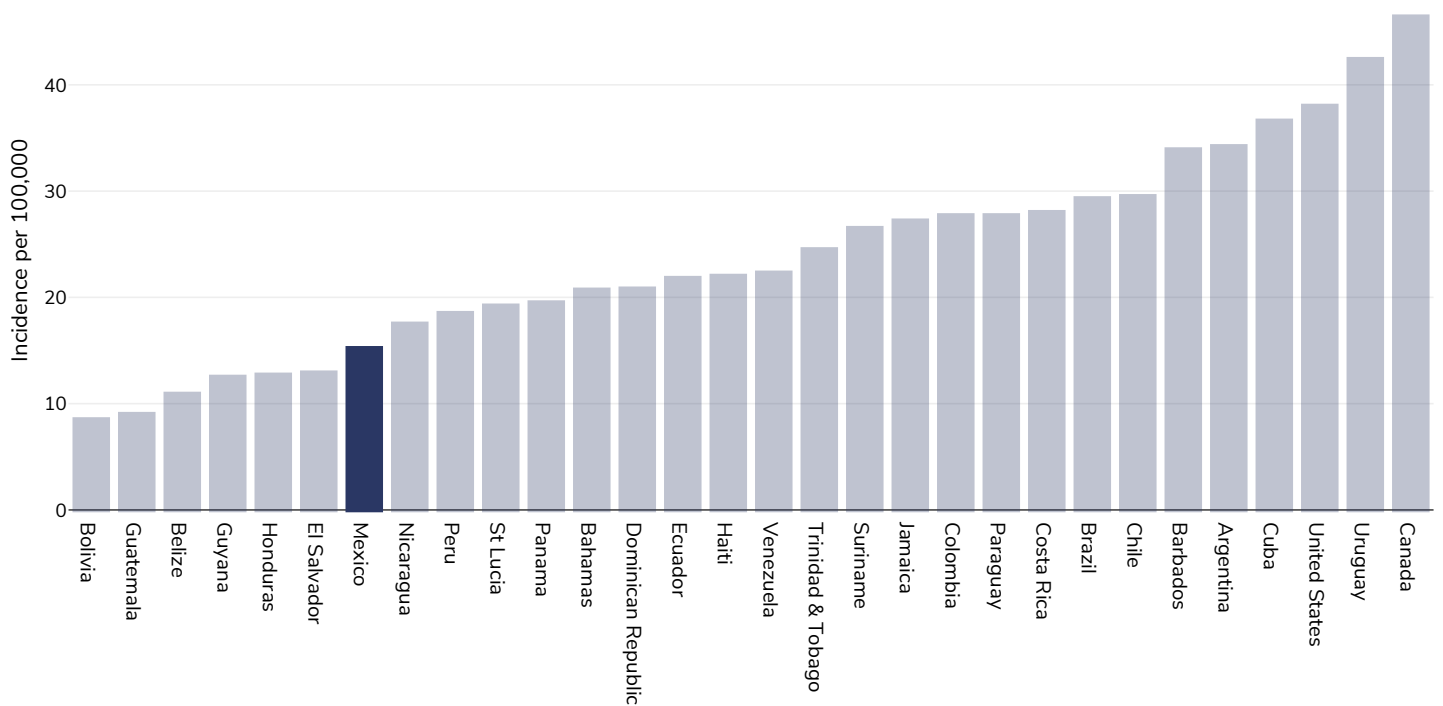
Age: 20+

Area covered: National

References: Ferlay J, Ervik M, Lam F, Colombet M, Mery L, Piñeros M, Znaor A, Soerjomataram I, Bray F (2020). Global Cancer Observatory: Cancer Today. Lyon, France: International Agency for Research on Cancer. Available from: <https://gco.iarc.fr/today>, accessed 10.01.2243

Definitions: Age-standardized incidence rates per 100 000

Women, 2020



Age: 20+

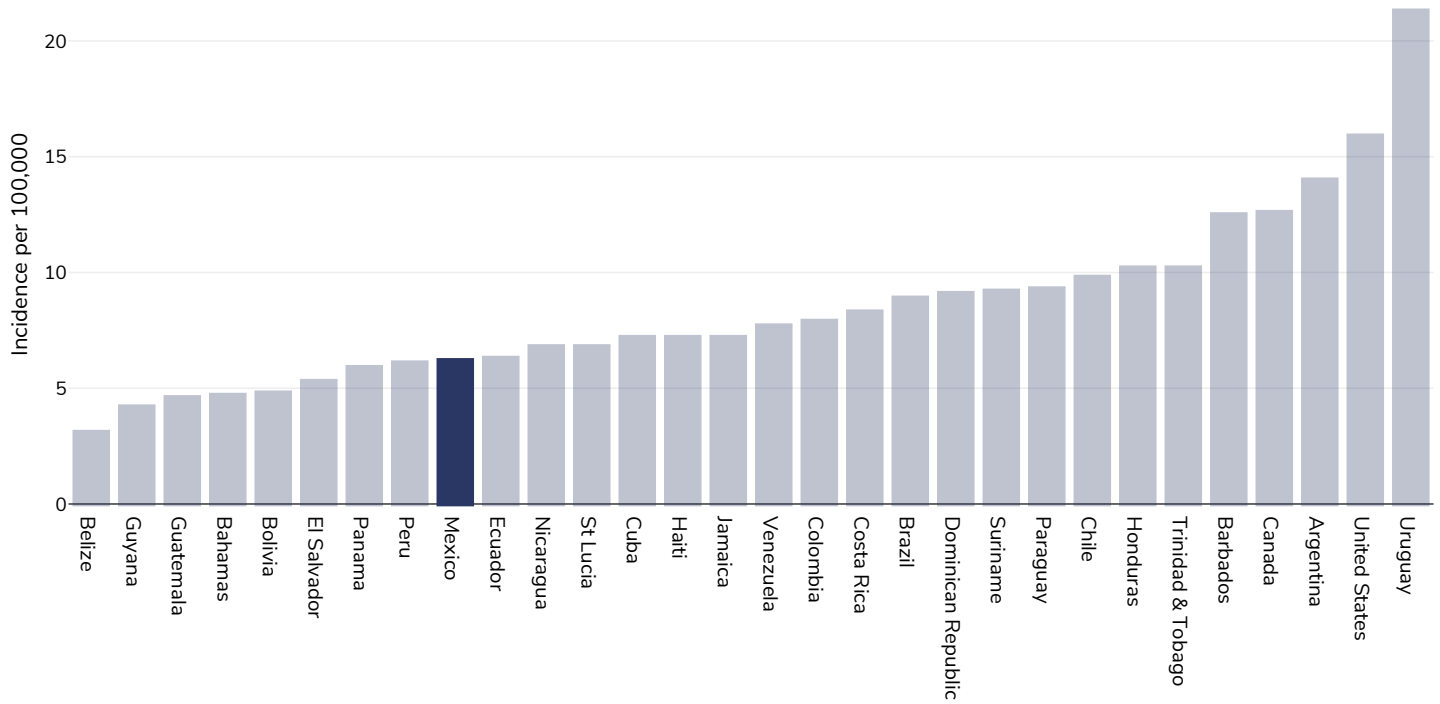
Area covered: National

References: Ferlay J, Ervik M, Lam F, Colombet M, Mery L, Piñeros M, Znaor A, Soerjomataram I, Bray F (2020). Global Cancer Observatory: Cancer Today. Lyon, France: International Agency for Research on Cancer. Available from: <https://gco.iarc.fr/today>, accessed 10.01.2243

Definitions: Age-standardized incidence rates per 100 000

Pancreatic cancer

Men, 2020



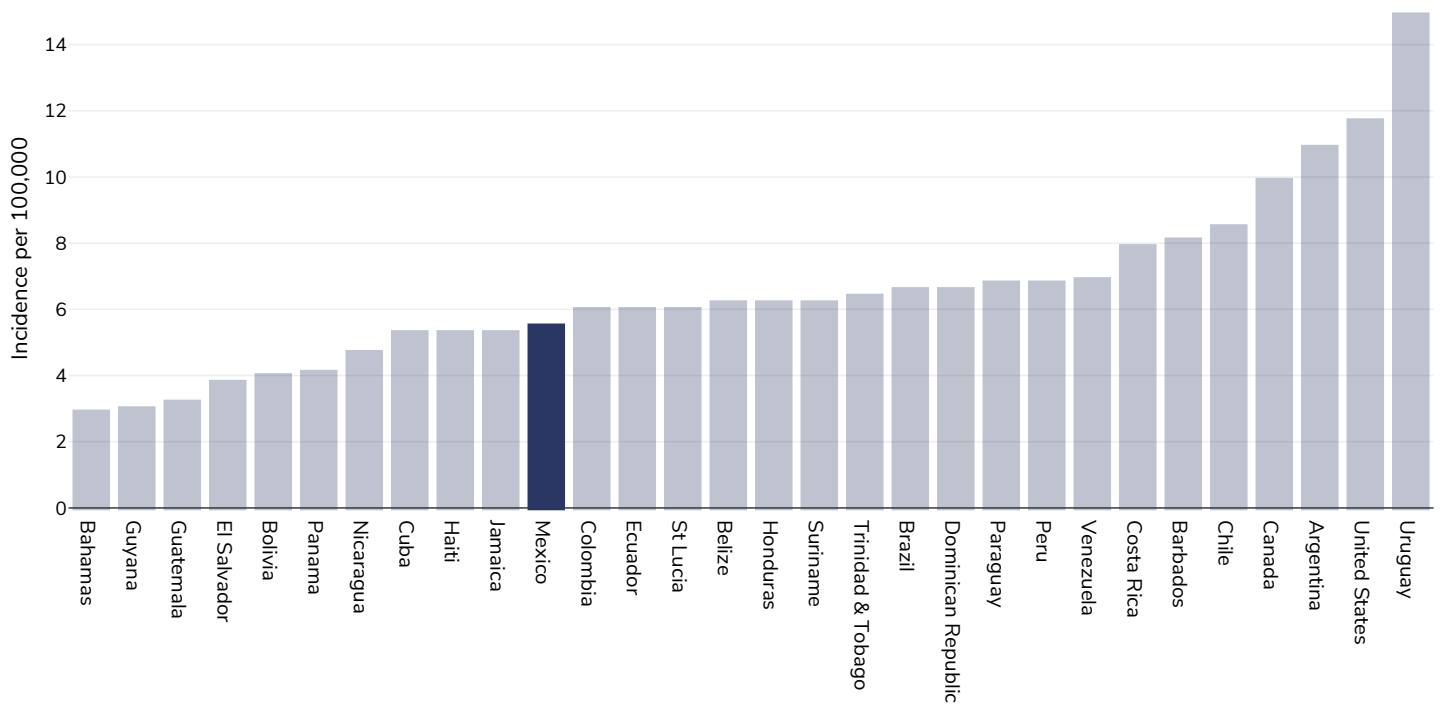
Age: 20+

Area covered: National

References: Ferlay J, Ervik M, Lam F, Colombet M, Mery L, Piñeros M, Znaor A, Soerjomataram I, Bray F (2020). Global Cancer Observatory: Cancer Today. Lyon, France: International Agency for Research on Cancer. Available from: <https://gco.iarc.fr/today>, accessed 10.01.2243

Definitions: Age-standardized incidence rates per 100 000

Women, 2020



Age: 20+

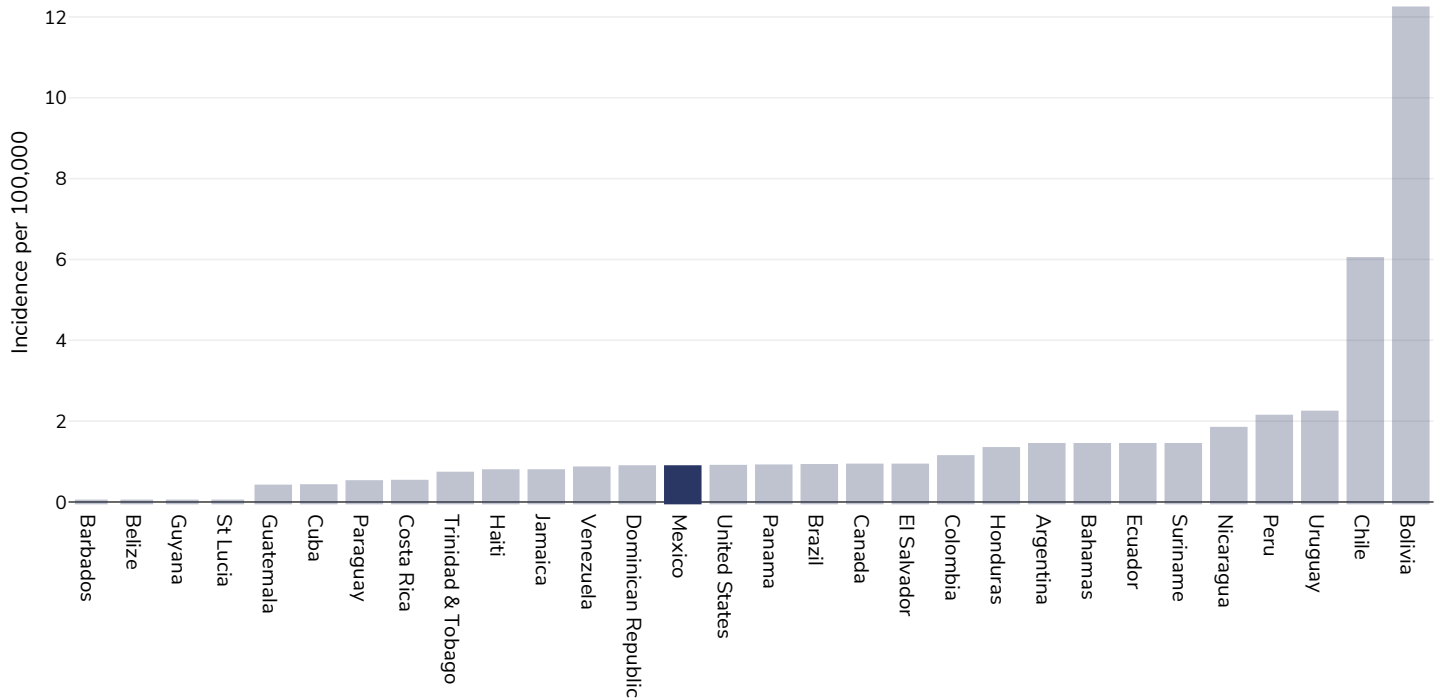
Area covered: National

References: Ferlay J, Ervik M, Lam F, Colombet M, Mery L, Piñeros M, Znaor A, Soerjomataram I, Bray F (2020). Global Cancer Observatory: Cancer Today. Lyon, France: International Agency for Research on Cancer. Available from: <https://gco.iarc.fr/today>, accessed 10.01.2243

Definitions: Age-standardized incidence rates per 100 000

Gallbladder cancer

Men, 2020



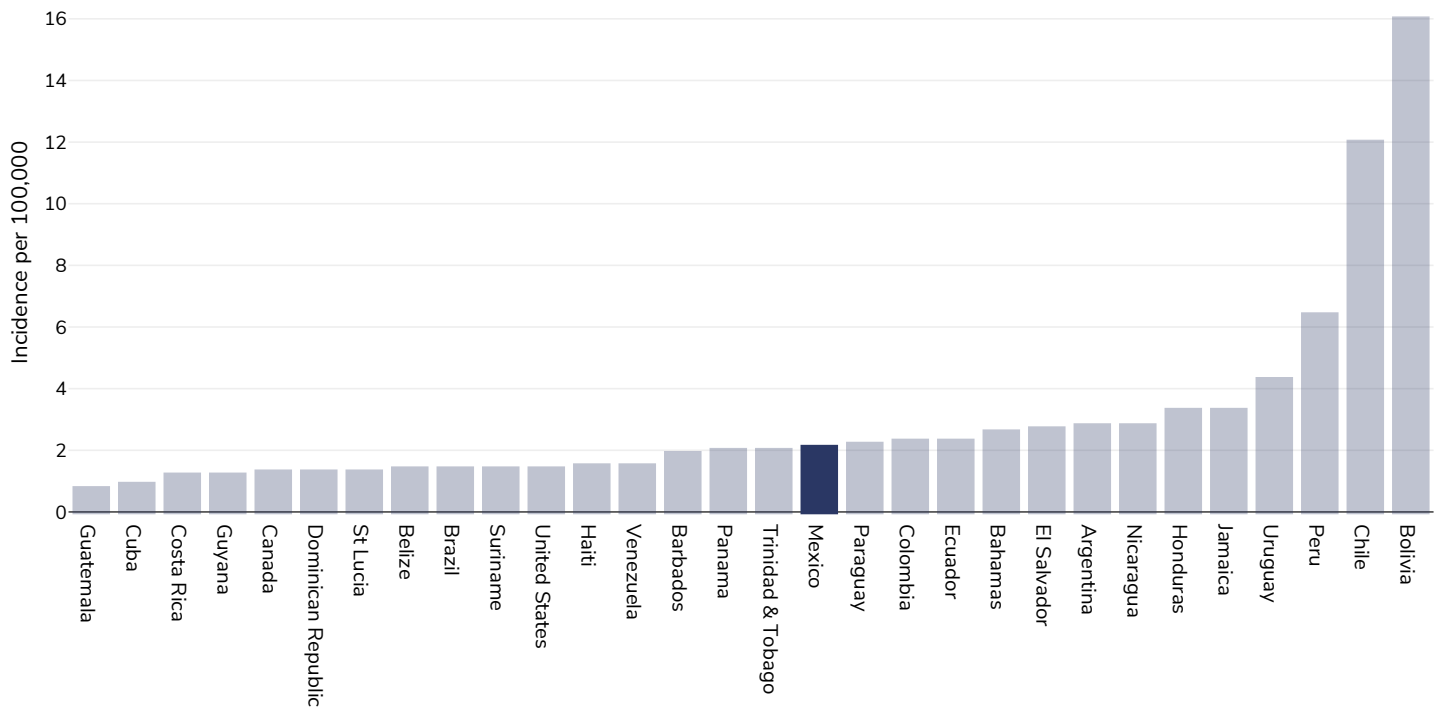
Age: 20+

Area covered: National

References: Ferlay J, Ervik M, Lam F, Colombet M, Mery L, Piñeros M, Znaor A, Soerjomataram I, Bray F (2020). Global Cancer Observatory: Cancer Today. Lyon, France: International Agency for Research on Cancer. Available from: <https://gco.iarc.fr/today>, accessed 10.01.2243

Definitions: Age-standardized incidence rates per 100 000

Women, 2020



Age: 20+

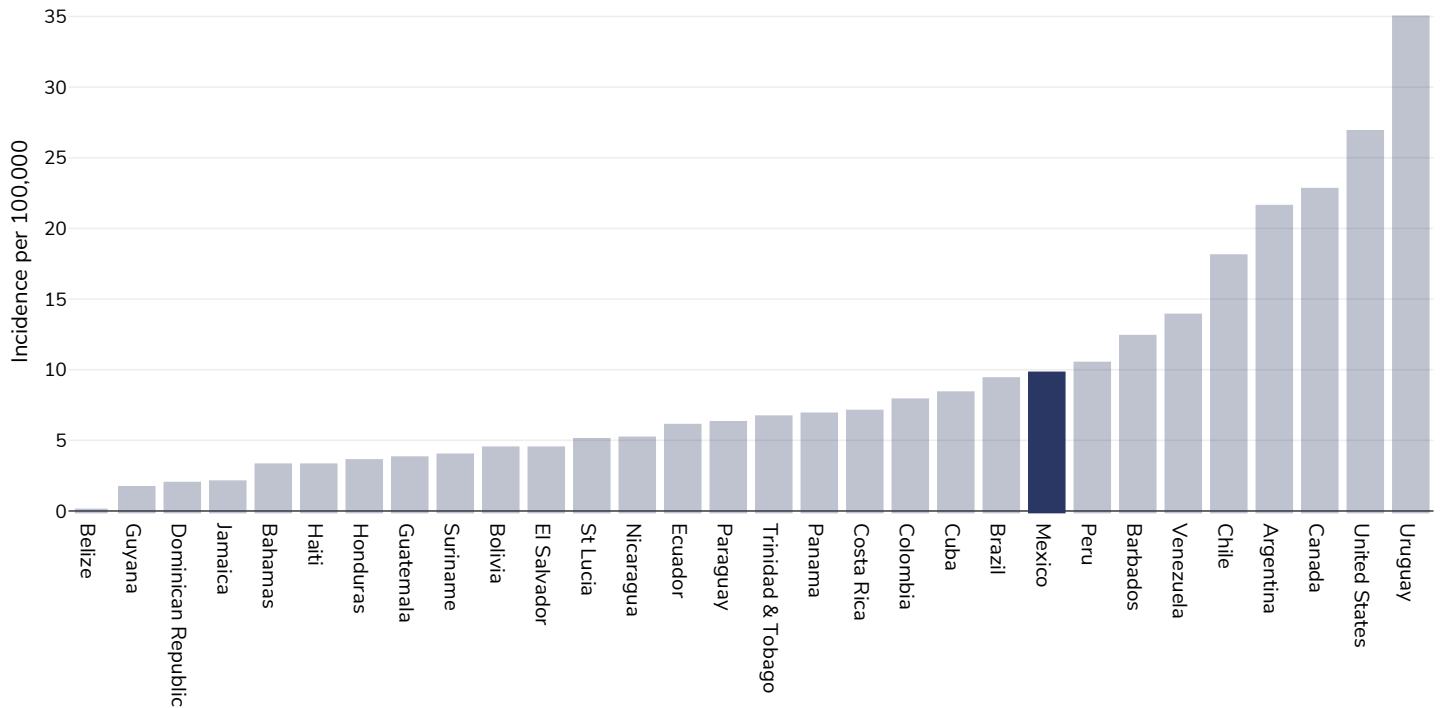
Area covered: National

References: Ferlay J, Ervik M, Lam F, Colombet M, Mery L, Piñeros M, Znaor A, Soerjomataram I, Bray F (2020). Global Cancer Observatory: Cancer Today. Lyon, France: International Agency for Research on Cancer. Available from: <https://gco.iarc.fr/today>, accessed 10.01.2243

Definitions: Age-standardized incidence rates per 100 000

Kidney cancer

Men, 2020



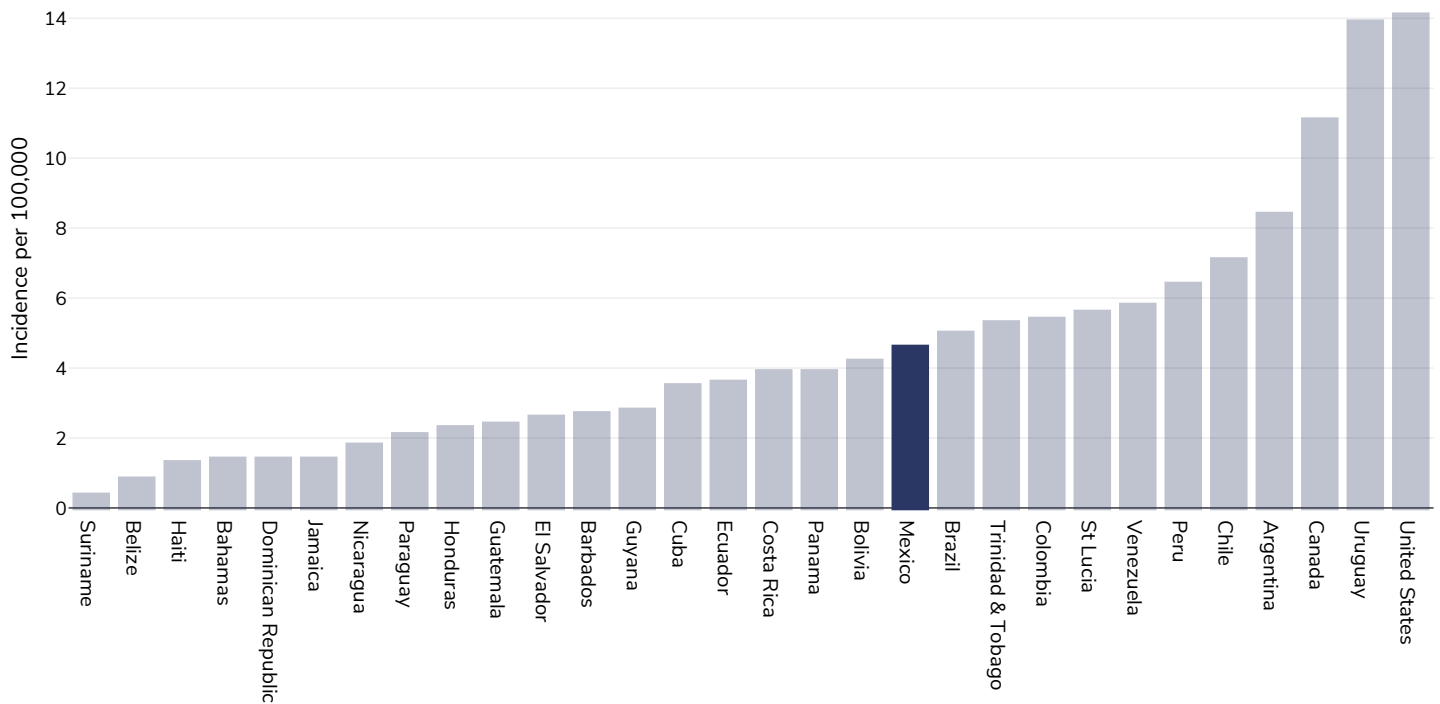
Age: 20+

Area covered: National

References: Ferlay J, Ervik M, Lam F, Colombet M, Mery L, Piñeros M, Znaor A, Soerjomataram I, Bray F (2020). Global Cancer Observatory: Cancer Today. Lyon, France: International Agency for Research on Cancer. Available from: <https://gco.iarc.fr/today>, accessed 10.01.2243

Definitions: Age-standardized incidence rates per 100 000

Women, 2020



Age: 20+

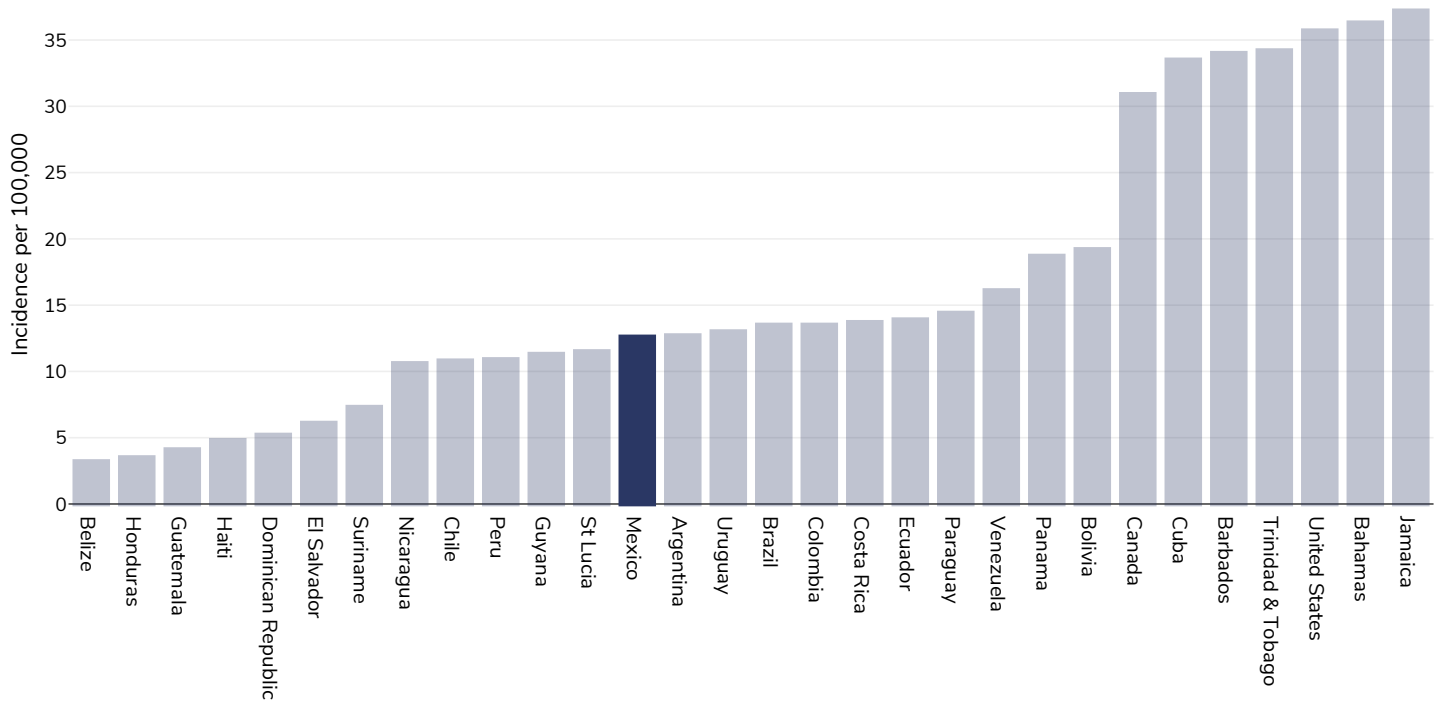
Area covered: National

References: Ferlay J, Ervik M, Lam F, Colombet M, Mery L, Piñeros M, Znaor A, Soerjomataram I, Bray F (2020). Global Cancer Observatory: Cancer Today. Lyon, France: International Agency for Research on Cancer. Available from: <https://gco.iarc.fr/today>, accessed 10.01.2243

Definitions: Age-standardized incidence rates per 100 000

Cancer of the uterus

Women, 2020



Age: 20+

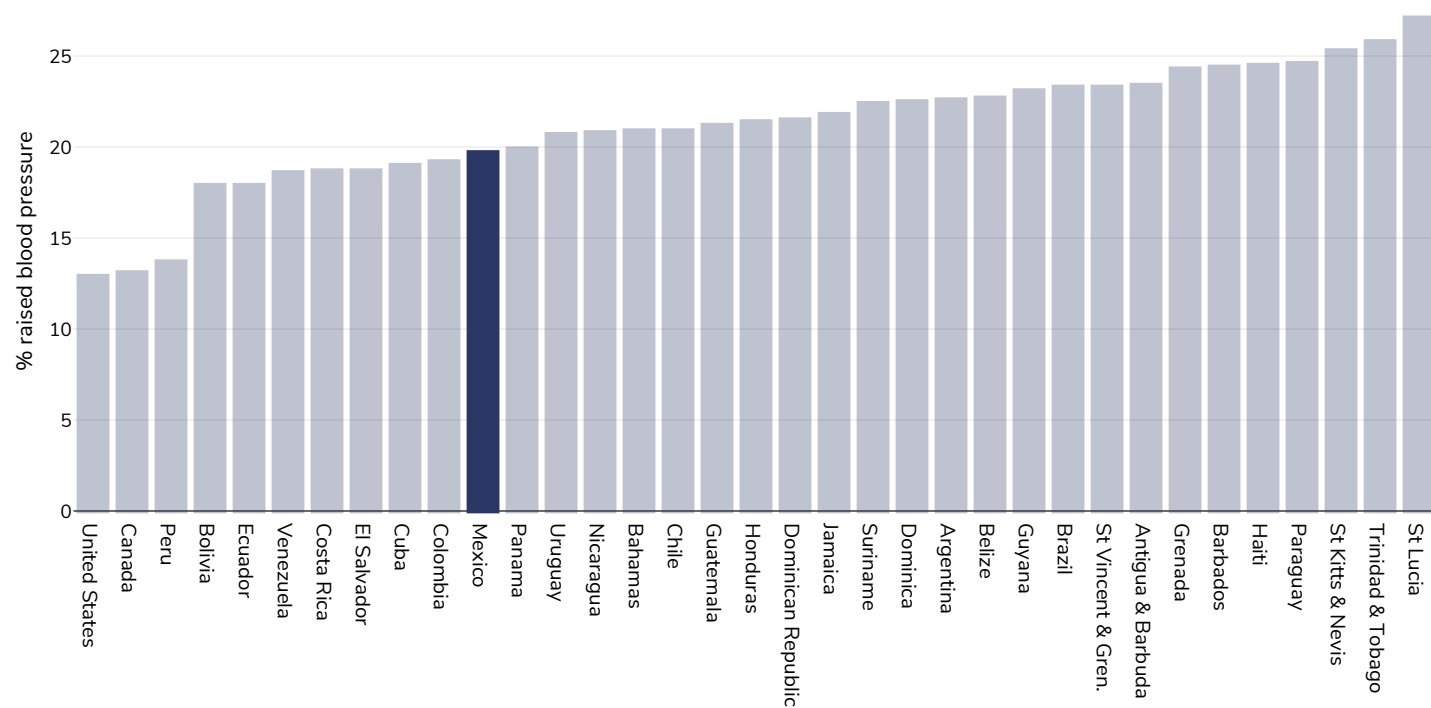
Area covered: National

References: Ferlay J, Ervik M, Lam F, Colombet M, Mery L, Piñeros M, Znaor A, Soerjomataram I, Bray F (2020). Global Cancer Observatory: Cancer Today. Lyon, France: International Agency for Research on Cancer. Available from: <https://gco.iarc.fr/today>, accessed 10.01.2243

Definitions: Age-standardized incidence rates per 100 000

Raised blood pressure

Adults, 2015



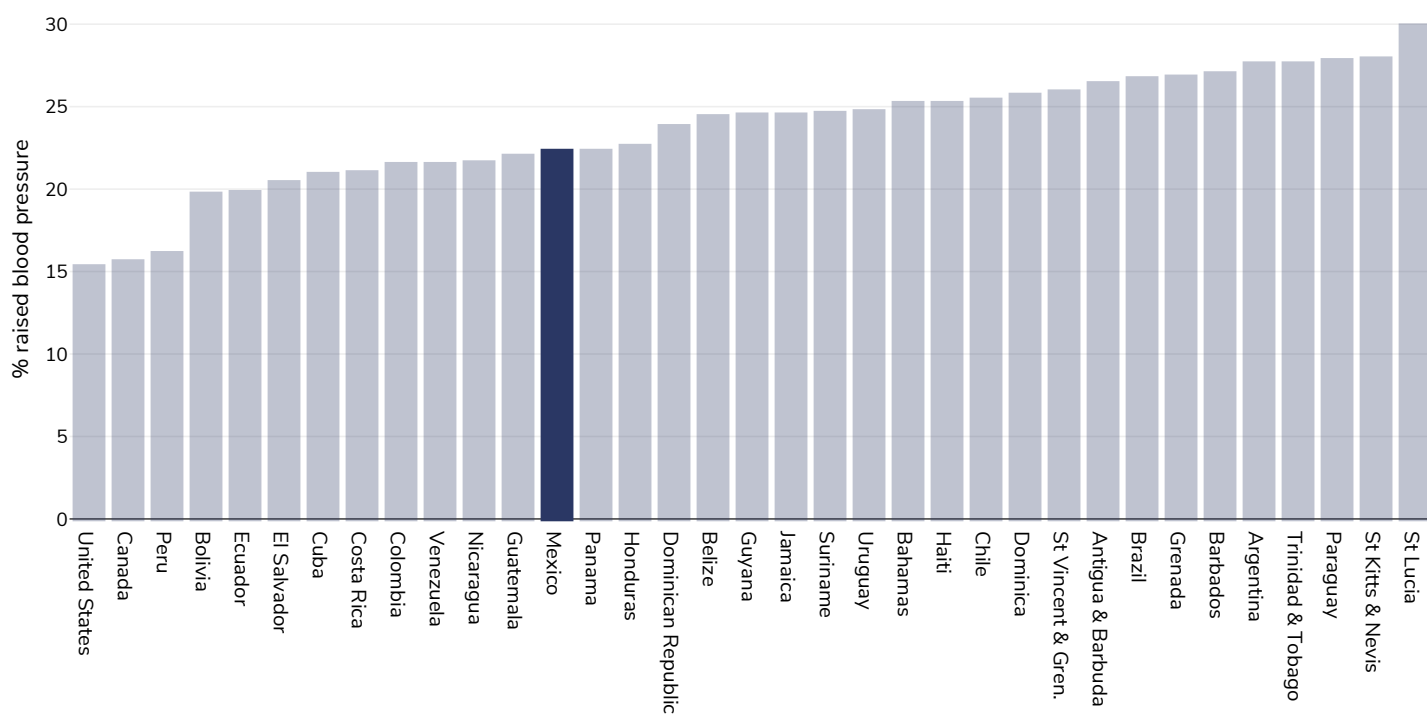
References:

Global Health Observatory data repository, World Health Organisation,
<http://apps.who.int/gho/data/node.main.A875?lang=en>

Definitions:

Age Standardised estimated % Raised blood pressure 2015 (SBP \geq 140 OR DBP \geq 90).

Men, 2015



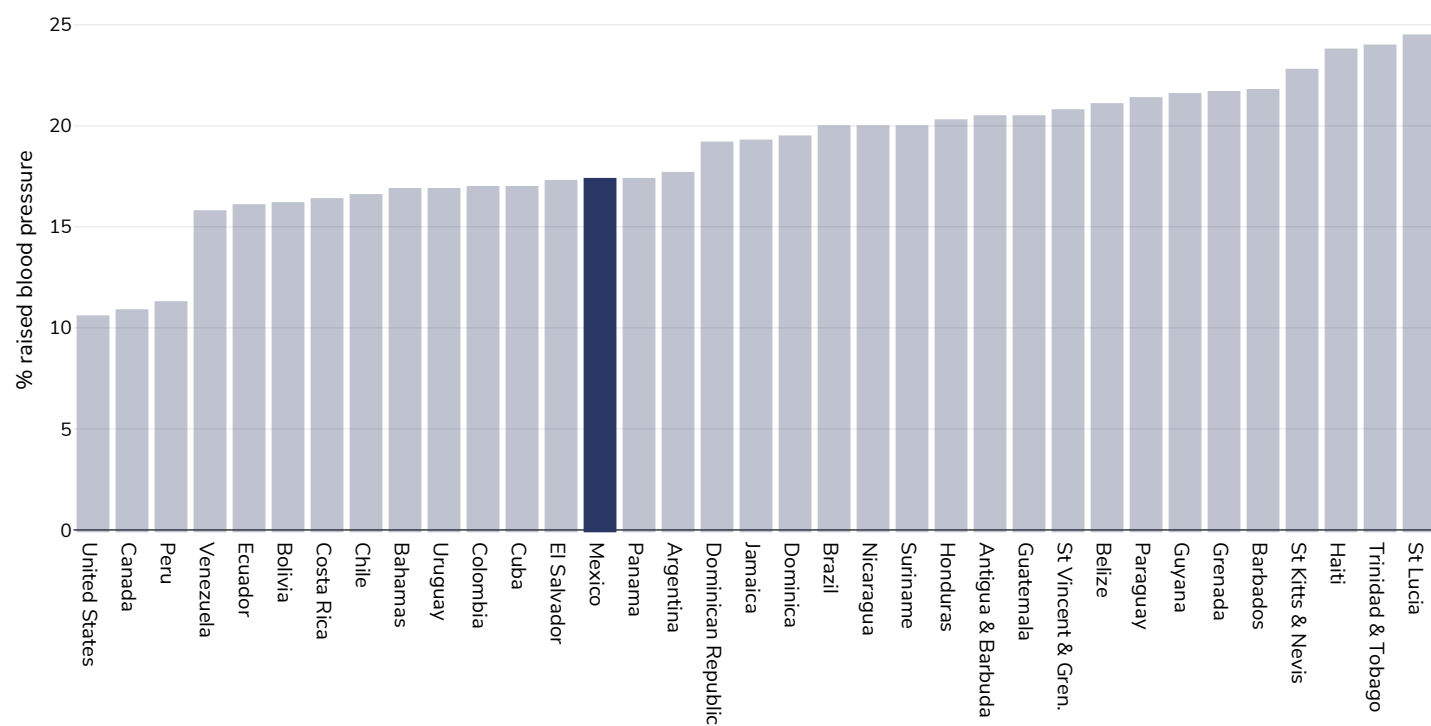
References:

Global Health Observatory data repository, World Health Organisation,
<http://apps.who.int/gho/data/node.main.A875?lang=en>

Definitions:

Age Standardised estimated % Raised blood pressure 2015 (SBP \geq 140 OR DBP \geq 90).

Women, 2015



References:

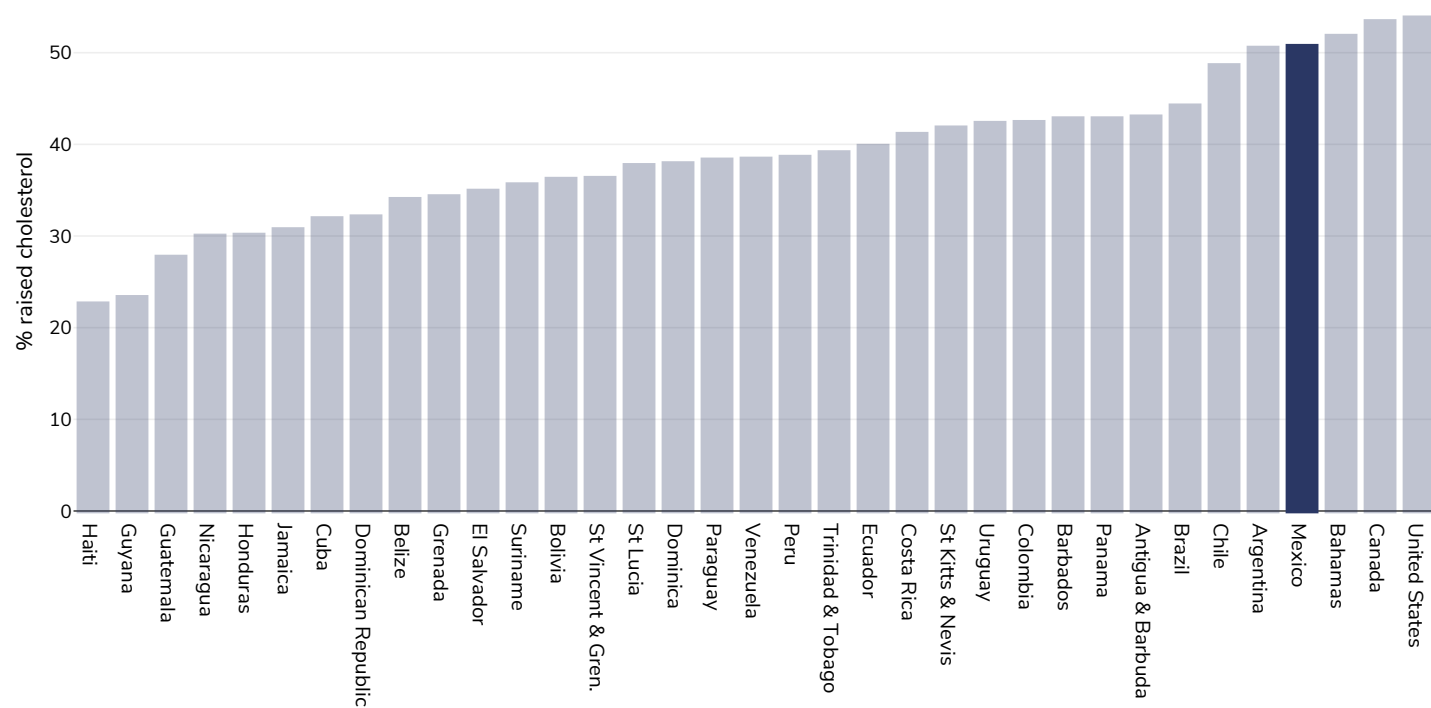
Global Health Observatory data repository, World Health Organisation,
<http://apps.who.int/gho/data/node.main.A875?lang=en>

Definitions:

Age Standardised estimated % Raised blood pressure 2015 (SBP \geq 140 OR DBP \geq 90).

Raised cholesterol

Adults, 2008



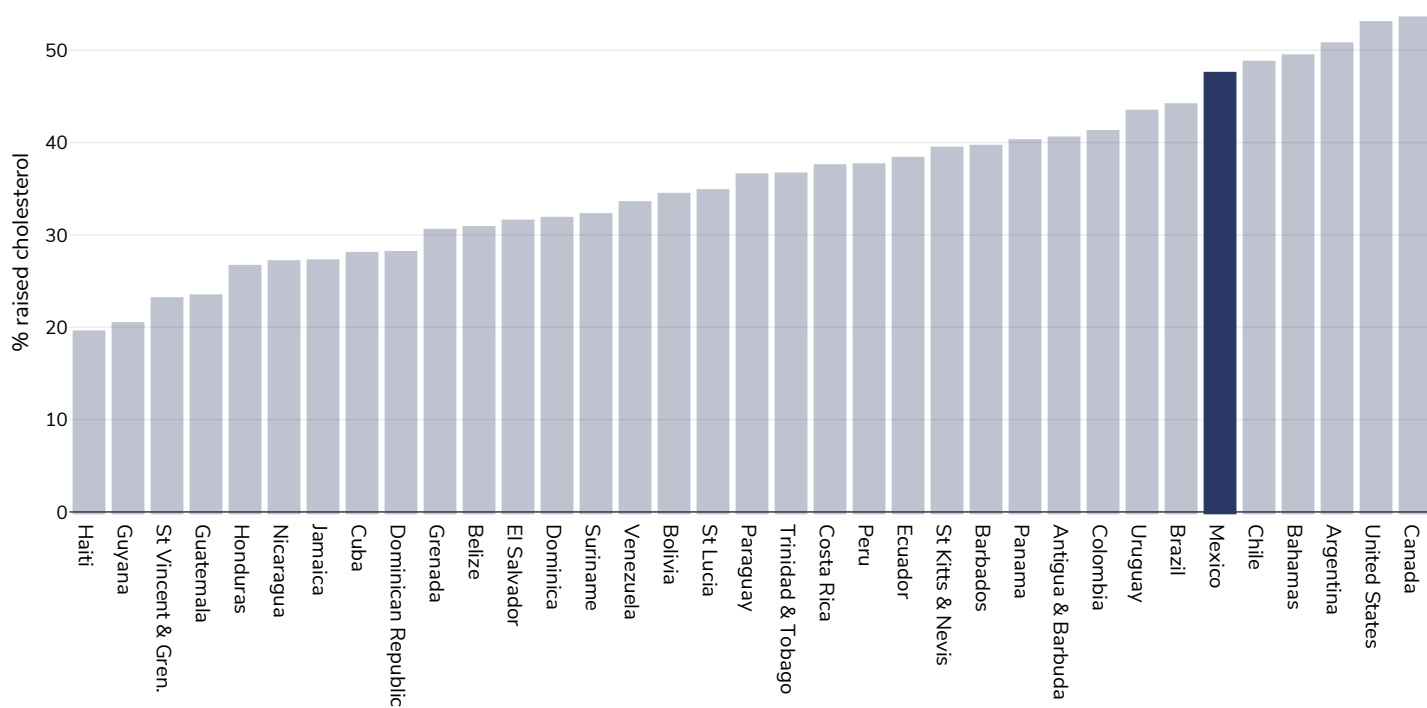
References:

Global Health Observatory data repository, World Health Organisation,
<http://apps.who.int/gho/data/node.main.A885>

Definitions:

% Raised total cholesterol (≥ 5.0 mmol/L) (age-standardized estimate).

Men, 2008



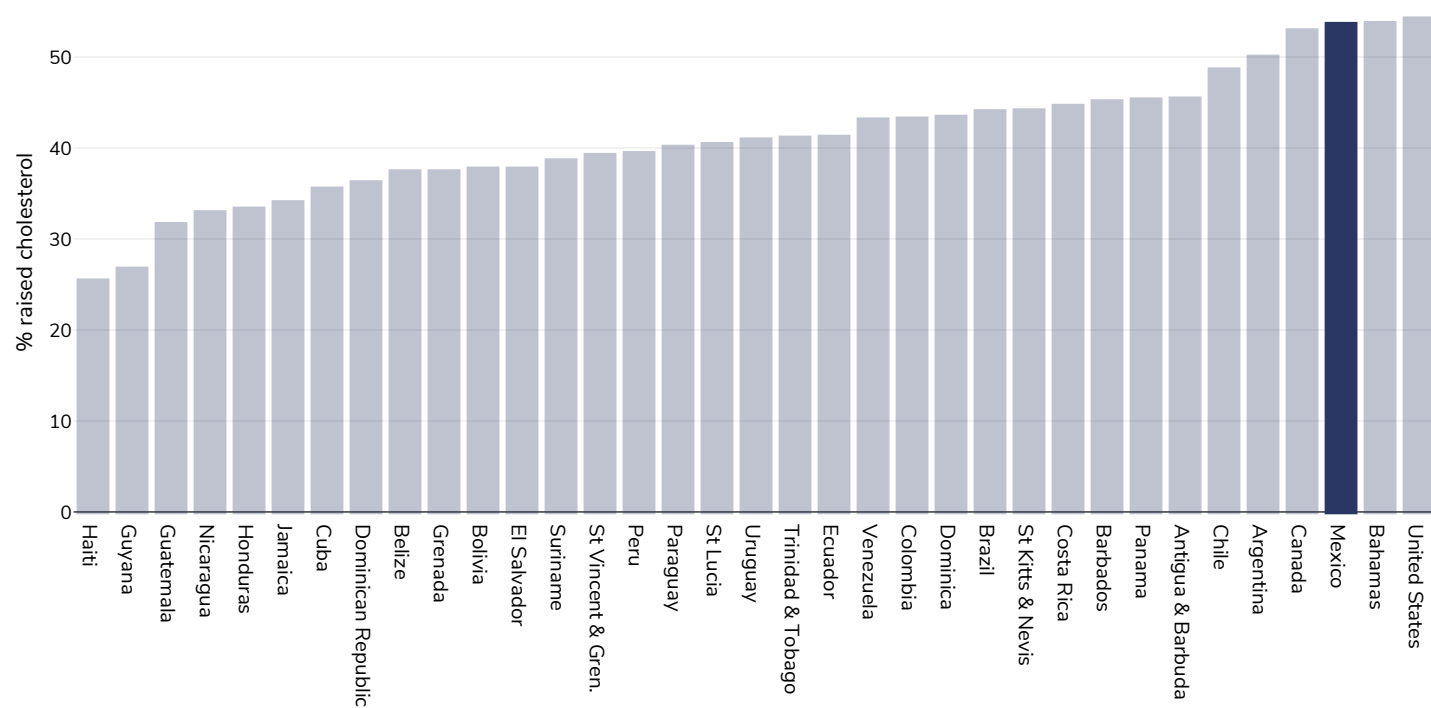
References:

Global Health Observatory data repository, World Health Organisation,
<http://apps.who.int/gho/data/node.main.A885>

Definitions:

% Raised total cholesterol (≥ 5.0 mmol/L) (age-standardized estimate).

Women, 2008



References:

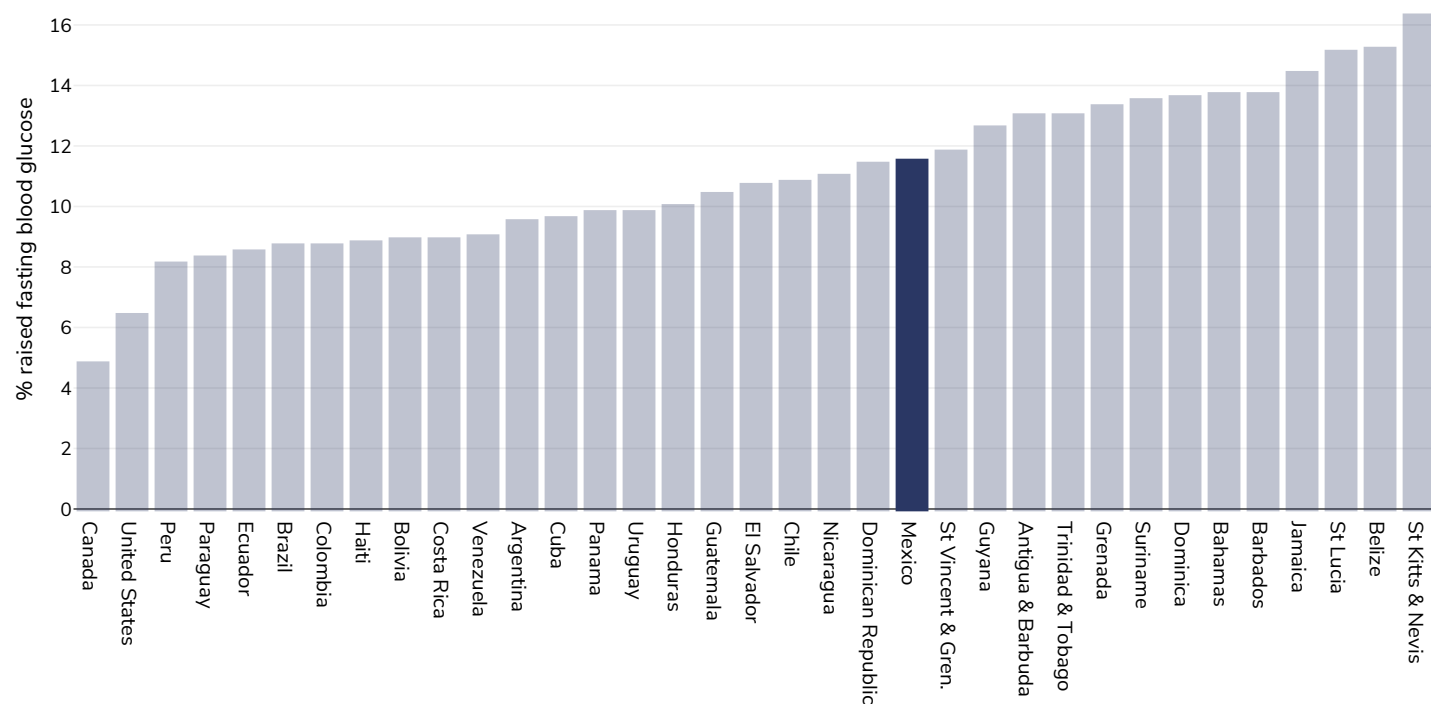
Global Health Observatory data repository, World Health Organisation,
<http://apps.who.int/gho/data/node.main.A885>

Definitions:

% Raised total cholesterol (≥ 5.0 mmol/L) (age-standardized estimate).

Raised fasting blood glucose

Men, 2014



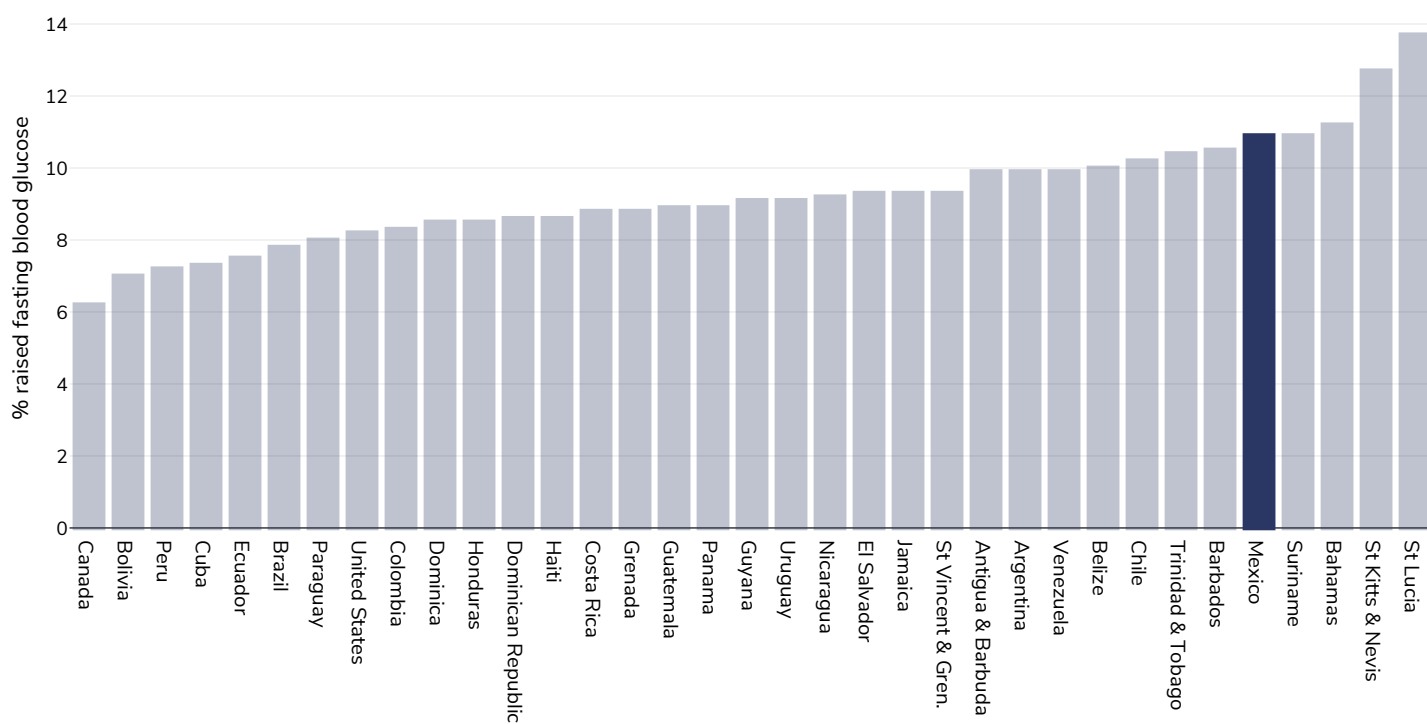
References:

Global Health Observatory data repository, World Health Organisation,
<http://apps.who.int/gho/data/node.main.A869?lang=en>

Definitions:

Age Standardised % raised fasting blood glucose (≥ 7.0 mmol/L or on medication).

Women, 2014



References:

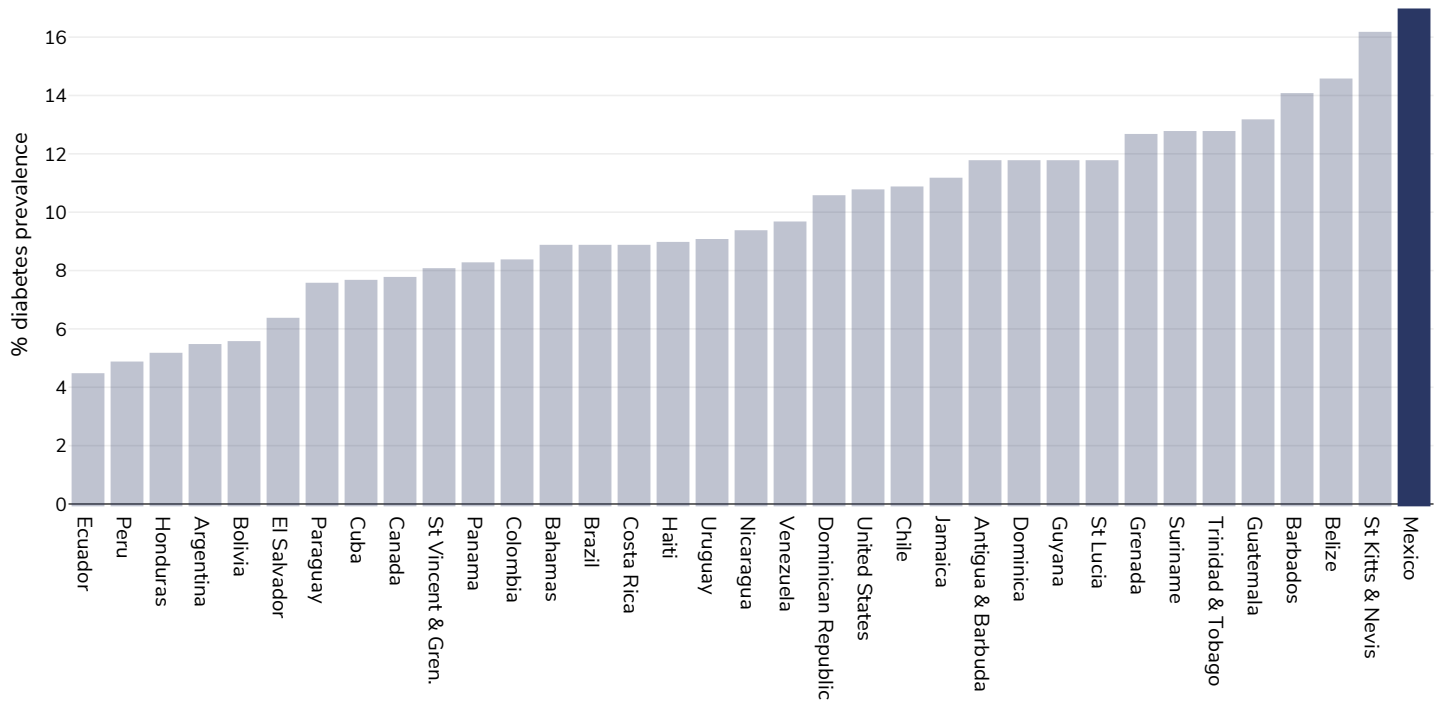
Global Health Observatory data repository, World Health Organisation,
<http://apps.who.int/gho/data/node.main.A869?lang=en>

Definitions:

Age Standardised % raised fasting blood glucose (≥ 7.0 mmol/L or on medication).

Diabetes prevalence

Adults, 2021



Age: 20-79

Area covered: National

References: Reproduced with kind permission International Diabetes Federation. IDF Diabetes Atlas, 10th edn. Brussels, Belgium:International Diabetes Federation, 2021. <http://www.diabetesatlas.org>

Definitions: Age-adjusted comparative prevalence of diabetes, %

Contextual factors

Disclaimer: These contextual factors should be interpreted with care. Results are updated as regularly as possible and use very specific criteria. The criteria used and full definitions are available for download at the bottom of this page.



Labelling

Is there mandatory nutrition labelling?	✓
Front-of-package labelling?	✓
Back-of-pack nutrition declaration?	✓
Color coding?	✗
Warning label?	✓



Regulation and marketing

Are there fiscal policies on unhealthy products?	✓
Tax on unhealthy foods?	✓
Tax on unhealthy drinks?	✓
Are there fiscal policies on healthy products?	✗
Subsidy on fruits?	✗
Subsidy on vegetables?	✗
Subsidy on other healthy products?	✗
Mandatory limit or ban of trans fat (all settings)?	✓
Mandatory limit of trans fats in place (all settings)?	✓
Ban on trans-fats or phos in place (all settings)?	✗
Are there any mandatory policies/marketing restrictions on the promotion of unhealthy food/drinks to children?	✓
Mandatory restriction on broadcast media?	✓
Mandatory restriction on non-broadcast media?	✗
Voluntary policies/marketing restrictions on the promotion of unhealthy food/drinks to children?	✓ _v
Are there mandatory standards for food in schools?	✓
Are there any mandatory nutrient limits in any manufactured food products?	✗
Nutrition standards for public sector procurement?	✗



Political will and support

National obesity strategy or nutrition and physical activity national strategy?	✓
National obesity strategy?	✓
National childhood obesity strategy?	✗
Comprehensive nutrition strategy?	✓
Comprehensive physical activity strategy?	✓
Evidence-based dietary guidelines and/or RDAs?	✓
National target(s) on reducing obesity?	✓
Guidelines/policy on obesity treatment?	✓
Promotion of breastfeeding?	✓



Monitoring and surveillance

Monitoring of the prevalence and incidence for the main obesity-related NCDs and risk factors?	✓
Within 5 years?	✓



Governance and resource

Multi-sectoral national co-ordination mechanism for obesity or nutrition (including obesity)?	✓
---	---

Key

Present
 Present (voluntary)
 Incoming
 Absent
 Unknown

Last updated March 16, 2023

PDF created on May 18, 2024